



**Chicago  
Pneumatic**

# **WORKSHOP EQUIPMENT**



**GRUPO  
SEMCO**  
SERVICIOS MINEROS Y COMPRESORES S.A. DE C.V.

[WWW.CP.COM](http://WWW.CP.COM)

**People. Passion. Performance.**

# INTRODUCING CHICAGO PNEUMATIC

At Chicago Pneumatic, our goal is to deliver best-in-class global service and local support to automotive service professionals through a dedicated product portfolio and a strong network of authorized distributors. We generate added value by delivering the best solution to your needs based on decades of experience.

## A COMPLETE AUTOMOTIVE OFFER

Chicago Pneumatic's dedication to the automotive industry spans decades. We understand the specific needs of maintaining and repairing cars and truck fleets. In addition to the right power tools, we also develop and build the compressed air and aftermarket solutions that meet every automotive demand. With Chicago Pneumatic, best operating practices in automotive become your own.

Chicago Pneumatic helps make tough jobs easier:

- Products: reliability, ergonomics, safety, robustness and ease of use
- Service: best-in-class support with fast local service
- Expertise: expert advice based on decades of experience, from factory to field, through certified quality testing and training
- Parts: original spare parts and services
- Availability: fast and easy delivery through a dedicated global production and distribution network

”

*It's simple, really. You have work to do, and customers to serve. Chicago Pneumatic is there to help you get the job done, without compromise.*

“



**GENERAL MECHANICS**



**TIRE SHOPS**



**BODY SHOPS**





# GLOBAL PRESENCE FOR LOCAL SUPPORT

Since its foundation in the United States in 1901, Chicago Pneumatic has gone truly global. From helping build many of America's landmarks to our current international presence, Chicago Pneumatic has always emphasized local service to build our global reach. Today, you will find us anywhere you operate!



Check out your nearest contact  
at **www.cp.com**



[www.youtube.com/CPCHANNELS](http://www.youtube.com/CPCHANNELS)



[www.linkedin.com/company/chicago-pneumatic](http://www.linkedin.com/company/chicago-pneumatic)



# CONTENTS



Jack Stands

**6** >



Bottle Jacks

**8** >



Trolley Jacks

**10** >



Balloon Jacks

**12** >



Air Hydraulic Jacks

**14** >



Workshop Presses

**16** >



Wheel Dollies

**18** >



Torque Wrenches

**20** >



Work Light

**22** >



Accessories

**23** >



Index - Notes - Safety Instructions

**24** >

# JACK STANDS



## Durable Jack Stands

*The CP jack stand range includes 3 models with self locking handle & extra large feet for improved security and stability in use.*



**CP82020**  
2T



**CP82030**  
3T



**CP82060**  
6T



## Jack Stands

### CP82020 / CP82030 / CP82060

#### BENEFITS

- High stability
- Improved safety
- Durability
- Easy to operate

#### FEATURES

- Feet with extra large plate
- Self locking handle & locking pin
- Ductile iron support column & rugged steel frame construction
- Ratchet action for height adjustment
- TUV & CE certified
- Meet ASME standards
- Sold in pairs

#### EASY TO OPERATE


Ratchet action for height adjustment

#### SAFETY

Self locking handle with composite tip & locking pin

#### HIGH STABILITY

Extra-large plate feet to resist sinking into the ground



MODEL	PART NUMBER	CAPACITY		WEIGHT		DIMENSIONS										POSITION IN HEIGHT
		tons	short tons	kg	lbs	MIN. HEIGHT		MAX. HEIGHT		STROKE		WIDTH		DEPTH		
						mm	in.	mm	in.	mm	in.	mm	in.	mm	in.	
CP82020	894 108 2020	2	2.2	2.5	5.5	280	11.0	425	16.7	145	5.7	195	7.7	182	7.2	10
CP82030	894 108 2030	3	3.3	3	6.6	300	11.8	455	17.9	155	6.1	250	9.8	182	7.2	11
CP82060	894 108 2060	6	6.7	5	11	400	15.7	620	24.4	220	8.7	283	11.1	258	10.2	12

# BOTTLE JACKS



## Versatile Bottle Jacks

*The CP bottle jack range is equipped with an hydraulic system and a mounted powerful manual pump. Used on light or heavy vehicles, they are compact and versatile. The safety valve against overloading and their large base provide high safety and great stability.*



**CP81020**

2 T



**CP81030**

3 T



**CP81050**

5 T



**CP81080**

8 T



**CP81120  
CP81121  
CP81122**

12 T



**CP81200  
CP81201**

20 T



**CP81300  
CP81502**

30 T  
50 T



# Hydraulic Bottle Jacks

## CP81020/030/050/080/120/121/122/200/201/300/502

### BENEFITS

- High capacity & durability
- 100% sealed & robust
- High standing & stability
- Improved safety
- Easy to disassemble & store
- Easy to use

### FEATURES

- Double guidance & chromed plated steel piston made of one piece
- Automatic welded construction
- Large base plate
- Safety valve against overloading
- Pump handle in two parts to assemble/disassemble
- Handle supplied with a small hook to get from under the vehicle
- Ideal to be used in combination with the CP jack stands
- TUV & CE certified
- Meet ASME standards

#### EASY HEIGHT ADJUSTMENT

Threaded extension within piston

#### HIGH DURABILITY

Chromed plated steel piston made of one piece

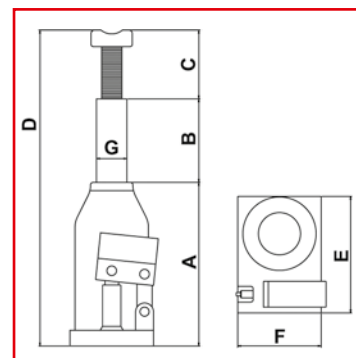
#### SAFETY & STABILITY

Safety valve against overloading

Large base plate

#### EASY TO USE

Handle supplied with a small hook to get from under the vehicle



MODEL	PART NUMBER	CAPACITY		WEIGHT		DIMENSIONS													
						A		A+B (MAX)		C (+thread)		D		E		F		G	
		tons	short tons	kg	lbs	mm	in.	mm	in.	mm	in.	mm	in.	mm	in.	mm	in.	mm	in.
CP81020	894 108 1020	2	2.24	2.4	5.29	180	7.1	305	12.0	55	2.17	360	14.2	110	4.3	20	0.8	20	0.8
CP81030	894 108 1030	3	3.36	2.9	6.39	190	7.5	325	12.8	65	2.6	390	15.4	115	4.5	70	2.7	23	0.9
CP81050	894 108 1050	5	5.6	3.8	8.38	200	7.9	340	13.4	60	2.4	400	15.7	130	5.1	75	2.9	29	1.1
CP81080	894 108 1080	8	8.96	5.8	12.8	200	7.9	320	12.6	80	3.2	400	15.7	150	5.9	90	3.5	35	1.4
CP81120	894 118 1120	12	13.4	6.7	14.8	180	7.1	275	10.8	75	2.9	350	13.8	165	6.5	105	4.1	43	1.7
CP81121	894 118 1121	12	13.4	20.9	46.1	239	9.4	387	15.3	89	3.5	477	18.8	142	5.6	40.6	1.6	40.6	1.6
CP81122	894 118 1122	12	13.4	13	28.7	155	6.1	223	8.8	43	1.7	269	10.6	142	5.6	51	2.0	40.6	1.6
CP81200	894 108 1200	20	22.4	9.1	20.1	185	7.3	280	11.0	35	1.4	315	12.4	180	7.1	120	4.7	53	2.1
CP81201	894 108 1201	20	22.4	28.7	63.3	274	10.8	444	17.5	69	2.7	513	20.2	140	5.5	51	2.0	51	2.0
CP81300	894 108 1300	30	33.6	18.3	40.3	285	11.2	455	17.9	-	-	455	17.9	190	7.5	140	5.5	62	2.4
CP81502	894 108 1502	50	56	77.8	171.5	300	11.8	478	18.8	-	-	478	18.8	150	5.9	66	2.6	61	2.4

# TROLLEY JACKS



## Robust Trolley Jacks

*The CP trolley jack range is manufactured with heavy duty steel.*

*Chassis are welded with reinforcing ribs for daily workshop use on passenger vehicles and vans.*

*With high and quick lifting capacity they provide you productivity and comfort of use.*



**CP80015**

1.5 T / 1.65 ST  
Very low profile

**CP80020**

2 T / 2.2 ST

**CP80030**

3 T / 3.3 ST



# Trolley Jacks

## CP80015 / CP80020 / CP80030

### BENEFITS

- Robust & durable
- Quick lifting
- Comfort
- Easy to use

### FEATURES

- Heavy duty steel welded chassis with reinforcing rims
- One manual pump & one foot pedal for fast approach without load
- Handle with protector sponge & soft rubber pad on the saddle plate
- Turning handle for easy release of load
- Low profile construction
- Low noise & smooth to floor tiles due to oil and acid resistant plastic wheels
- TUV & CE certified
- Meet ASME standards



#### LOW PROFILE CONSTRUCTION

Down to 80mm / 3.1" to easily go under a car (CP80015 model)

#### HIGH LIFTING CAPACITY

Lifting height up to 550mm / 21.6" (CP80030 model)

#### QUICK LIFTING

Foot pedal for fast approach without load

Min. 80mm / 3.1"

Max. 550mm / 21.6"

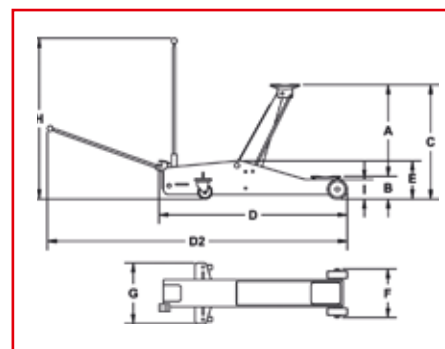
#### COMFORT

- Handle with protector sponge
- Soft rubber pad on the saddle plate
- Low noise oil and acid resistant plastic wheels and smooth to floor tiles

Metal wheels for ANSI NA market



See accessories on pages 23



MODEL	PART NUMBER	CAPACITY		WEIGHT		DIMENSIONS															
		tons	short tons	kg	lbs	A		B		C		D		D2		E		F		G	
CP80015	894 108 1015	1.5	1.65	50.5	111.3	620	24.4	70	2.75	540	21.3	920	36.2	2140	84.3	153	6.0	282	11.1	382	15.0
CP80020	894 118 1020	2	2.2	39.4	86	430	16.9	75	2.9	505	19.9	750	29.5	1960	77.2	150	5.9	270	10.6	375	14.8
CP80030	894 118 1030	3	3.3	45.0	99.2	455	17.9	95	3.7	550	21.6	779	30.7	1979	77.9	160	6.3	160	6.3	364	14.3
For NA markets only																					
CP80020	894 118 1021	2	2.2	39.4	86	430	16.9	75	2.9	505	19.9	750	29.5	1960	77.2	150	5.9	270	10.6	375	14.8
CP80030	894 118 1031	3	3.3	45.0	99.2	455	17.9	95	3.7	550	21.6	779	30.7	1979	77.9	160	6.3	160	6.3	364	14.3

# BALLOON JACKS



## High Lifting Capacity Balloon Jacks

Choose the CP882xx Series balloon jacks for your garage and auto body shop. A range of high quality, high lifting capacity balloon jacks by Chicago Pneumatic.

Featuring 2 tons lifting capacity, the CP882xx balloon jacks are available with short or long handle and with 2 or 3 balloons depending on your lifting needs.

Low profile and lightweight, the new CP882xx balloon jacks series delivers high lifting capacity from 115 mm up to 560 mm of height.



**CP88221 2T**

2 balloons with short handle



**CP88222 2T**

2 balloons with long handle



**CP88232 2T**

3 balloons with long handle



# Balloon Jacks

## CP88221 2T / CP88222 2T / CP88232 2T

### BENEFITS


- High lifting capacity
- Safety
- Easy to operation
- Lightweight
- Low profile

### FEATURES

- From 115 to 560mm / 4.5" to 22" within extension
- Highly resistant diaphragm and internal telescopic guide
- Overload safety valve
- On/Off ergonomic lever
- Adjustable handle and composite
- 115 & 200mm / 4.5" to 7.9" in uninflated position
- Extension included: 60 & 80mm / 2.36" to 3.15" height



Balloon jack can be used on column lifts. Ideal for tire changing applications and bodywork shops



#### EASY TO OPERATE

- On/Off ergonomic lever
- Soft material handle grip
- Overload safety valve
- 360° air inlet swivel

#### SAFETY & HIGH STABILITY

- Internal telescopic guide / stabilizers
- Large base

#### SAFETY & LONG LIFE

Highly resistant diaphragm made in 4 ply cord with a 7-7.5 mm thickness

#### LOW PROFILE

115 to 200mm / 4.53" to 7.9" uninflated position

#### EASY TO USE

3 position adjustable handle  
Durable composite wheels for the 2 trolley models



See accessories on pages 23

MODEL	PART NUMBER	CAPACITY		WEIGHT		DIMENSIONS													
		tons	short tons	kg	lbs	A Max.		B		C		D		E		F		G	
CP88221 2T	894 108 8221	2	2.2	15	33.1	350	13.8	265	10.4	185	7.3	82	3.3	98	3.9	80	3.15	-	-
CP88222 2T	894 108 8222	2	2.2	18	39.6	350	13.8	265	10.4	185	7.3	82	3.3	98	3.9	80	3.15	1000	39.4
CP88232 2T	894 108 8232	2	2.2	19	41.9	500	19.7	250	9.8	185	7.3	82	3.3	98	3.9	60	2.36	1000	39.4

# AIR HYDRAULIC JACKS



## Air Hydraulic Jacks

*The CP hydraulic jacks are telescopic jacks, ideal for servicing trucks, buses and heavy machinery.*

*They are equipped with automatic stop valve for high operators safety. The large wheels, the handle on the cylinder and the 3 handle positions allow easier maneuvering.*



**CP80300**  
30 T / 33 ST



**CP80500**  
50 T / 55.1 ST

# Air Hydraulic Jacks, Telescopic for Trucks and Heavy Vehicles

## CP80300 / CP80500

### BENEFITS

- Fast & easy lifting / lowering
- High maneuverability & deep under vehicles
- Improved safety
- Designed for extremely high axles
- Silent & smooth to the floor

### FEATURES

- Fast & high lifting capacity for extremely high axles:
  - 296 mm for CP80300 & 362 mm for CP80500
- Air powered piston
- 3 extensions stored for transport on stands
- TUV & CE certified
- Meet ASME standards

### EASY TO TRANSPORT

- Foldable handle
- Carrying handle on the cylinder



### EASY TO USE

Controlled with a joy stick.



### HIGH DURABILITY

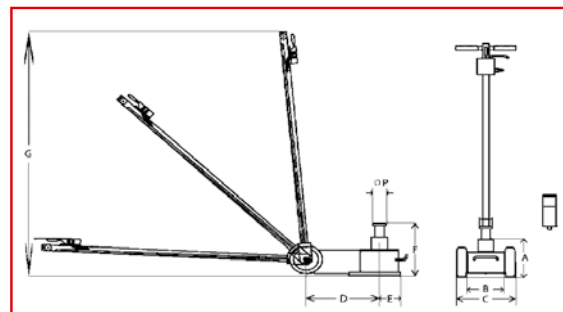
- Hard chromium plated piston rod
- Top and bottom sealing
- Anti-dust ring

### HIGH STABILITY

Large base.

### EASY MANEUVERING

- Long handle bar and control panel at the end of the grip allows the jack to be pushed far under the vehicle
- Handle bar locks in 3 positions
- Large & soft rubber wheels



See accessories on pages 23

MODEL	PART NUMBER	CAPACITY		WEIGHT		DIMENSIONS																	
		tons	short tons	kg	lbs	A	B	C	D	D+E	E	F	G	P									
						mm	in.	mm	in.	mm	in.	mm	in.	mm	in.	mm	in.	mm	in.				
CP80300	894 108 0300	30	33.6	48	106	155	6.1	165	6.5	290	11.4	360	14.2	465	18.3	105	4.1	220/300	9/11.8	1300	51	68/20	2.8/0.79
CP80500	894 108 0500	50	56	63	139	155	6.1	180	7.1	230	9.1	525	20.7	660	26.0	135	5.3	220/280/370	9/11/14.6	1300	51	68/20	2.8/0.79



# WORKSHOP PRESSES





**CONVENIENT**  
2 steel rods easily dismantable to adjust bench height with a dedicated winch



**VERSATILE**  
Delivered with a quick chuck and 8 punches (included in CP86300 & CP86500)



**EASY CONTROL**  
Large gauge measuring short and metric tons



**PRECISE 2-STEP STROKE SYSTEM**  
Closed: Full stroke for quick approach.  
Open: Small stroke for fine tuning of the load

## High Durability Workshop Presses

The CP press range includes 4 models for workshop operations on light and heavy vehicles. The two step stroke system provides high precision. The large gauge (in short and metric tons) eases the control of the pressure and the sturdy steel frame guarantee high durability.



**CP86150**  
**CP86151\***  
15 T / 16.5 ST



**CP86200**  
**CP86201\***  
20 T / 22 ST



**CP86300**  
**CP86301\***  
30 T / 33 ST



**CP86500**  
**CP86501\***  
50 T / 55.1 ST

# Workshop Presses

## CP86150/86200/86300/86500/CP86151/86201/86301/86501

### BENEFITS

- High stability
- Durable & sturdy
- Precision
- Easy control
- Stable
- Comfort

### FEATURES

- 2 holes in each foot to fix in the floor
- Steel frame
- 2 step stroke system: Closed: Full stroke for quick approach.  
Open: Small stroke for fine tuning of the load
- Large gauge measuring short and metric tons
- Delivered with 2 V blocks
- Easy to use handle with rubber grip
- TUV & CE certified
- Meet ASME standards

### FLEXIBLE


Left/right moveable cylinder

### PRACTICAL

Workbench adjustable in 8 positions


### EFFICIENT

Easy-to-reach foot pedal for quick descent of the cylinder



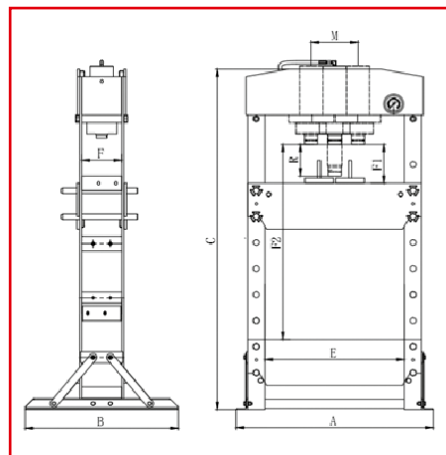
### PROTECTION NET

Included with the press for North America markets only. Could be ordered also as accessories in the rest of the world - see page 23.



### STABLE

Delivered with 2 V blocks



See accessories on pages 23

MODEL	PART NUMBER	CAPACITY		WEIGHT		DIMENSIONS																	
		tons	short tons	kg	lbs	A		B		C		E		F		F1		F2		R		M	
CP86150	894 108 6150	15	16.5	75.5	166	700	28	540	21	882	35	500	19.7	120	4.7	157	6.2	457	18.0	160	6.3	-	-
CP86200	894 108 6200	20	22	105	231	740	29	700	28	1772	70	510	20	132	5.2	185	7.3	1175	46.3	186	7.3	-	-
CP86300	894 108 6300	30	33	167	368	795	31	700	28	1772	70	535	21	140	5.5	151	5.9	1031	40.6	160	6.3	200	7.9
CP86500	894 108 6500	50	55.1	298	657	1030	41	800	31	1830	72	730	28.7	207	8.1	68	2.7	1048	41.3	200	7.9	245	9.6

For NA markets only

CP86151	894 108 6151	15	16.5	75.5	166	700	28	540	21	882	35	500	19.7	120	4.7	157	6.2	457	18.0	160	6.3	-	-
CP86201	894 108 6201	20	22	105	231	740	29	700	28	1772	70	510	20	132	5.2	185	7.3	1175	46.3	186	7.3	-	-
CP86301	894 108 6301	30	33	167	368	795	31	700	28	1772	70	535	21	140	5.5	151	5.9	1031	40.6	160	6.3	200	7.9
CP86501	894 108 6501	50	55.1	298	657	1030	41	800	31	1830	72	730	28.7	207	8.1	68	2.7	1048	41.3	200	7.9	245	9.6

# WHEEL DOLLIES



## Versatile Wheel Dollies for Heavy Vehicles

*The CP wheel dollies are sturdy and handy assembly aid for trucks, busses and tractors.*



**CP84010**  
Single Wheel Dolly



**CP87700**  
Twin Wheel Dolly



**CP87120**  
Available in October

## Wheel Dollies

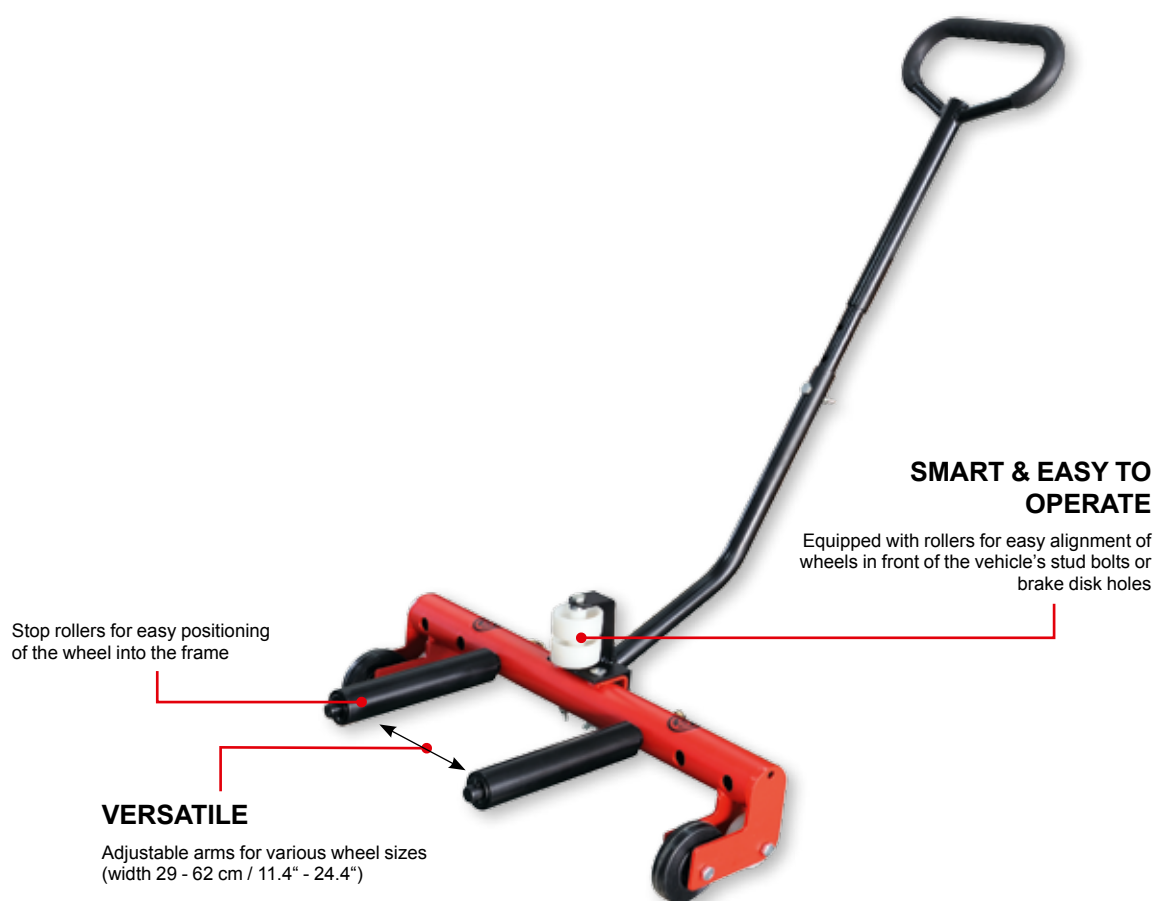
### CP84010 / CP87700 / CP87120

#### BENEFITS

- Versatile
- Easy to operate

#### FEATURES

- Adjustable arms (width 29 - 62 cm / 11.4" - 24.4")
- Equipped with rollers for easy wheel positioning
- Stop rollers on the rear side
- Ergonomic handle with rounded & soft safety grip
- TUV & CE certified



MODEL	PART NUMBER	CAPACITY		MIN. FORK WIDTH		MAX. FORK WIDTH		WEIGHT		LENGTH		WIDTH		HEIGHT	
		kg	lbs	mm	in.	mm	in.	kg	lbs	mm	in.	mm	in.	mm	in.
CP84010	894 108 4010	250	550	290	11.4	305	12	14.3	31.5	330	13	750	29.5	160	6.3
CP87700	894 108 77700	700	1543	460	18.1	685	27	115	253.5	88	3.5	101	4	114	4.5
CP87120	894 108 7120	1200	2645.5	770	30.3	1510	59.4	130	286.6	100	3.9	127	5	136	5.4



# TORQUE WRENCHES



## Durable and Accurate Torque Wrenches

---

*Many facets of both automotive and heavy truck repair, in addition to numerous industrial maintenance applications, require repetitive accurate torquing for safety and proper equipment operation.*

*The CP89 Series of torque wrenches offer precision torquing for up to 25,000 cycles and are designed to provide high durability.*



# Torque Wrenches


## CP8905 / 10 / 15 / 20 / 25

### BENEFITS

- Accurate
- Durable
- Ergonomic & compact


### FEATURES

- 4% according to the EN ISO6789:2003 specifications
- Long-lasting accuracy up to 25000 cycles
- 54 tooth fixed pear head ratchet
- Audible and click vibration alerts operator that desired torque has been reached
- Includes ISO 6789 calibration certificate
- Provided in a protective blow molded case
- Individually numbered wrenches
- Fine scale gradation



MODEL	PART NUMBER	SQUARE DRIVE	TORQUE	LENGTH	WEIGHT
<b>TORQUE WRENCHES IN FOOT-POUNDS + Nm graduation on the back side</b>					
CP8905	894 108 9055	1/4"	50-250	9.64	2.82
CP8910	894 108 9105	3/8"	15-75	16.14	3.30
CP8915	894 108 9155	1/2"	30-150	20.47	4.45
CP8920	894 108 9205	3/4"	100-550	41.73	35.71
CP8925	894 108 9255	1"	100-750	49.40	35.71
<b>TORQUE WRENCHES IN NEWTON METERS</b>					
CP8905E	894 108 9050	1/4"	5-25	245	1,25
CP8910E	894 108 9100	3/8"	20-100	410	1,5
CP8915E	894 108 9150	1/2"	40-200	520	2,02
CP8920E	894 108 9200	3/4"	150-750	1060	16,2
CP8925E	894 108 9250	1"	200-1000	1255	16,2

# WORK LIGHT



## Powerful Work Light

**HIGH LIGHTING POWER:**  
30 LED's, 2250 Lux @ 50 cm, 55 Lumens

### CP8006

#### RECHARGEABLE

Li-ion battery

#### FAST TIME CHARGING

3.5 hours

#### LONG WORKING TIME

6.0 hours (full power)

#### WATERPROOF

IP65 grade



#### ACCESSORIES INCLUDED

- a car plug (DC 12V)
- a plug (AC100-240V 50/60Hz in EU, UK, US or AUS versions)

DESCRIPTION	PART NUMBER
WORKLIGHT EU PLUG	894 108 0060
WORKLIGHT UK PLUG	894 108 0063
WORKLIGHT US PLUG	894 108 0061
WORKLIGHT AUS PLUG	894 108 0062



#### CONVENIENT

- 120° adjustable and magnetic base
- 360° swivel hook
- 1 red light for charging signal

#### 4 POSITIONS

- Half light
- Full light
- Flashing
- Off

#### COMFORTABLE & DURABLE

TPR housing



MODEL	LUX @ 50 CM	LUMENS	LENGTH		WIDTH		DEPTH		SAFETY	WATTS	CHARGER INPUT	WEIGHT	
			mm	in.	mm	in.	mm	in.				g	lb
<b>CP8006</b>	2250	55	265	10.4	67	2.6	47	1.8	IP65	9	AC 100 - 240 V 50/60 HZ	370	0.8

# ACCESSORIES

## TROLLEY JACKS



### PADS

FOR MODEL	DESCRIPTION	PART
CP80015 & CP80020	Saddle	895 031 1503
CP80015 & CP80020	Rubber pad set	895 031 0421
CP80030	Saddle kit	895 031 1852

### METAL WHEEL

FOR MODEL	DESCRIPTION	PART
CP80020 & CP80021	Front wheel kit	894 017 3311
CP80020 & CP80021	Back wheel kit	894 017 3313
CP80030 & CP80031	Front wheel kit	894 017 3312
CP80030 & CP80031	Back wheel kit	894 017 3314

## BALLON JACKS



### EXTENSIONS

FOR MODEL	DESCRIPTION	PART NUMBER
CP88221 & CP88222	Extension 80 mm	895 031 2038
CP88232	Extension 60 mm	895 031 2081


## AIR HYDRAULIC JACKS



### EXTENSIONS

FOR MODEL	DIMENSIONS				PART NUMBER
	Ø		HEIGHT		
	mm	in	mm	in	
CP80300 & CP80500	50	1.97	10	0.39	895 031 1565
CP80300	50	1.97	60	2.36	895 031 1566
CP80300	70	2.76	120	4.72	895 031 1567
CP80500	50	1.97	45	1.77	895 031 1573
CP80500	70	2.76	60	2.36	895 031 1574

## PRESSES




### PRESS PUNCHES

DESCRIPTION	PART NUMBER
Press punch Ø10	895 500 0048
Press punch Ø12	895 500 0047
Press punch Ø16	895 500 0042
Press punch Ø18	895 500 0041
Press punch Ø20	895 500 0043
Press punch Ø22	895 500 0044
Press punch Ø25	895 500 0045
Press punch Ø30	895 500 0046
Plate	895 500 0049
Quick exchange chuck	895 500 0039
Frame body	895 500 0040

DESCRIPTION	PART NUMBER
Set of press punches	895 500 0050

### PROTECTION NET

DESCRIPTION	PART NUMBER
Protection Net CP86151	894 017 3207
Protection Net CP86201	894 017 3208
Protection Net CP86301	894 017 3209
Protection Net CP86501	894 017 3210







## Index

MODEL	PART NUMBER	DESCRIPTION	PAGE
CP82020	894 108 2020	Jack stand	7
CP82030	894 108 2030	Jack stand	7
CP82060	894 108 2060	Jack stand	7
CP81020	894 108 1020	Bottle jack	9
CP81030	894 108 1030	Bottle jack	9
CP81050	894 108 1050	Bottle jack	9
CP81080	894 108 1080	Bottle jack	9
CP81120	894 118 1120	Bottle jack	9
CP81121	894 118 1121	Bottle jack	9
CP81122	894 118 1122	Bottle jack	9
CP81200	894 108 1200	Bottle jack	9
CP81201	894 108 1201	Bottle jack	9
CP81300	894 108 1300	Bottle jack	9
CP81502	894 108 1502	Bottle jack	9
CP80015	894 108 1015	Trolley jack	11
CP80020	894 118 1020	Trolley jack	11
CP80030	894 118 1030	Trolley jack	11
CP80020	894 118 1021	Trolley jack	11
CP80030	894 118 1031	Trolley jack	11
CP88221 2T	894 108 8221	Balloon jack	13
CP88222 2T	894 108 8222	Balloon jack	13
CP88232 2T	894 108 8232	Balloon jack	13
CP80300	894 108 0300	Air hydraulic jack	15
CP80500	894 108 0500	Air hydraulic jack	15
CP86150	894 108 6150	Workshop presse	17
CP86200	894 108 6200	Workshop presse	17
CP86300	894 108 6300	Workshop presse	17
CP86500	894 108 6500	Workshop presse	17
CP86151	894 108 6151	Workshop presse	17
CP86201	894 108 6201	Workshop presse	17
CP86301	894 108 6301	Workshop presse	17
CP86501	894 108 6501	Workshop presse	17
CP84010	894 108 4010	Wheel Dollies	19
CP87700	894 108 77700	Wheel Dollies	19
CP87120	894 108 7120	Wheel Dollies	19
CP8905	894 108 9055	Torque wrench	21
CP8910	894 108 9105	Torque wrench	21
CP8915	894 108 9155	Torque wrench	21
CP8920	894 108 9205	Torque wrench	21
CP8925	894 108 9255	Torque wrench	21
CP8905E	894 108 9050	Torque wrench	21
CP8910E	894 108 9100	Torque wrench	21
CP8915E	894 108 9150	Torque wrench	21
CP8920E	894 108 9200	Torque wrench	21
CP8925E	894 108 9250	Torque wrench	21
CP8006		Work light	22

# General Safety Instructions for the Operation of Power Tools

The goal of Chicago Pneumatic is to produce tools that help the operator work safely and efficiently. The most important safety device for this or any tool is the operator. Care and good judgement are the best protection against injury. All possible hazards cannot be covered here, but we have tried to highlight some of the important ones. Individuals should look for and obey Caution, Warning and Danger Signs placed on tools, and displayed in the workplace. Operators should read and follow safety instructions packed with each tool. For a copy of these instructions, contact your nearest Chicago Pneumatic representative via [www.cp.com](http://www.cp.com).

Learn how each tool works. Even if you have previously used similar tools, carefully check out each tool before you use it. Get the "feel" of it and know capabilities, limitations, potential hazards, how it operates and how it stops.



## WARNING

**Multiple Hazards. Read and understand safety instructions supplied with tool before operating or servicing. Failure to do so can result in serious bodily injury.**

- To reduce risk of injury, everyone using, installing, repairing, maintaining, changing accessories on, or working near this tool must read and understand these instructions before performing any such task.
- Our goal is to produce tools that help you work safely and efficiently. The most important safety device for this or any tool is YOU. Your care and good judgment are the best protection against injury. All possible hazards cannot be covered here, but we have tried to highlight some of the important ones.
- Only qualified and trained operators should adjust or use jacks or vehicle support stands.
- This tool and its accessories must not be modified in any way.
- Do not use this tool if it has been damaged.
- If the working load limit or hazard warning signs on the tool cease to be legible or become detached, replace without delay.

### For additional safety information consult:

- Other documents and information packed with this tool.
- Your employer, union and / or trade association.
- "Safety Standard for Portable Automotive Lifting Devices" (ANSI/ASME PALD), available at the time of printing from Global Engineering Documents at <http://global.ih.com/>, or call 1 800 854 7179. In case of difficulty in obtaining ANSI standards, contact ANSI via <http://www.ansi.org/>
- Further occupational health and safety information can be obtained from the following web sites:  
<http://www.osha.gov> (USA)  
<http://europe.osha.eu.int> (Europe)

### Air supply and connection hazards (for air hydraulic jacks only)

- Air under pressure can cause severe injury.
- Always shut off air supply, drain hose of air pressure and disconnect tool from air supply when not in use, before changing accessories or when making repairs.
- Never direct air at yourself or anyone else.
- Whipping hoses can cause severe injury. Always check for damaged or loose hoses and fittings.
- Do not use quick disconnect couplings at tool. See instructions for correct set up.
- Whenever universal twist couplings are used, lock pins must be installed.
- Do not exceed maximum air pressure of 6.3 bar or as stated on tool nameplate.

### Raising a vehicle

- Park the vehicle on a hard level surface.
- No person shall remain in a vehicle that is being lifted.
- Consult the vehicle owner's manual to locate the lifting point to position the jack under the vehicle. If the incorrect lifting point is used, the jack could slip or tip.
- Before raising a vehicle, chock the unlifted wheels.
- Locate the load centrally on the lift pad / saddle.
- Watch carefully while raising a vehicle. Check that the lift pad / saddle sits squarely under the lifting point. Trolley jacks must be free to roll slightly to allow for the change of angle as the vehicle is raised and lowered.

### Using jacks - general safety instructions

- Before each use, check the jack for leaks, cracked welds and for damaged, loose or missing parts; if any defects are found, do not use until repaired.
- Do not exceed the working load limit / rated capacity of the jack.
- Only use jacks on hard level surfaces (e.g. concrete).
- Never lift people.
- Only use jacks for lifting and lowering. Immediately after lifting, support the raised vehicle on vehicle support stands.
- Do not get under a vehicle that is supported by a jack. Never place any part of the body under a raised vehicle until it is sitting on support stands or vehicle ramps.
- Do not move or dolly a vehicle which is on a jack.
- Only use attachments and / or adaptors supplied by the manufacturer of the jack.
- Operators and maintenance personnel must be physically able to manoeuvre the jack and apply the necessary pumping forces.

### Caravan and trailer jacks - additional safety instructions

- Use only with the correct engagement fitting.
- Before raising a caravan or trailer, chock the unlifted wheels.
- No person should remain in a caravan or trailer that is being lifted.
- The caravan or trailer should remain attached to the towing vehicle.
- Never place any part of the body under a raised caravan or trailer until it is sitting on caravan / trailer support stands.

### Transmission jacks \* - additional safety instructions

- Adequately support the vehicle before starting repairs.
- Transmission jacks must only be used for removing, installing, or transporting in the lowered position, vehicle transmissions, transfer cases or transaxles.

\* Transmission jacks are not included in the CP range

### Vehicle support stands - safety instructions

- Do not exceed the working load limit / rated capacity of the vehicle support stand.
- Only use on hard level surfaces (e.g. concrete)
- Use in matched pairs at one end of a vehicle only.
- Ensure that the locking pin or mechanism is fully engaged.
- Never extend the height of the stand beyond its maximum working height.
- Do not use stands to simultaneously support both ends or one side of a vehicle.
- Locate the stands under a solid portion of the vehicle; consult the vehicle owner's manual for guidance.
- Centre the load on the saddle.
- Position the support stands and slowly lower the jack until the vehicle rests on them.
- Ensure the vehicle is sitting securely on the support stands before getting under the vehicle.
- No person should enter or remain in a vehicle that is supported on stands
- Securely chock wheels remaining on the ground.

### Press - additional safety instructions

- Never exceed the rated capacity of the press.
- Keep unauthorised persons, particularly children, away from the work area.
- Do not introduce hands or any other part of the body in the work area.
- Always use ocular and facial protection .
- Never wear baggy clothes, ties, watches, rings, chains, etc. when using the press.
- Long hair should be tied up.
- Prior to use, make sure the press is securely anchored.
- Use appropriate guarding to contain any pieces that may break or fly apart when applying force.
- Use only press accessories having a capacity rating equal to or greater than the capacity of the press.
- Verify lift cables are slack before pressing on the boslter.

# Specific Safety Instructions for Power Tool Groups

In addition to the General Safety Instructions, the following are safety instructions and warnings that apply to the safe operation of specific power tool groups. Consult ANSI B186.1 Safety Code for Portable Air Tools. Available from: America National Standards Institute (ANSI), 11 W. 42nd St., 13th floor, New York, New York 10036, (212) 642-4900; or the European Committee for Standardization, Rue de Stassart 36, 1050 Brussels, Belgium.

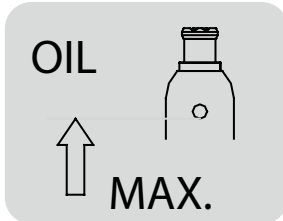

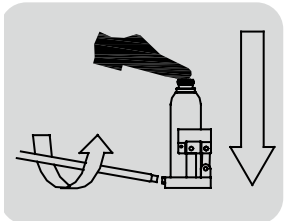
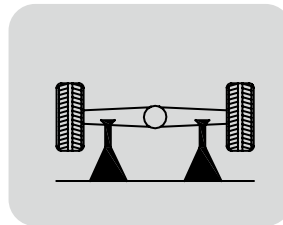
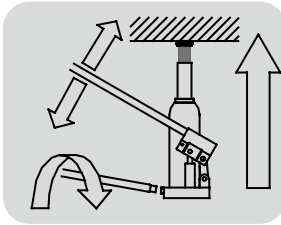
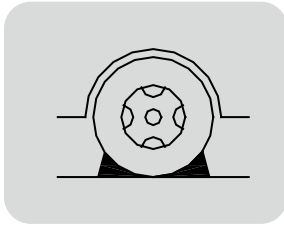
## ⚠ Workplace Hazards

- Slip/Trip/Fall is a major cause of serious injury or death. Be aware of excess hose left on the walking or work surface.
- Proceed with care in unfamiliar surroundings. Be aware of potential hazards created by your work activity.
  - Jacks are not insulated from coming into contact with electric power sources and are not intended for use in potentially explosive atmospheres.

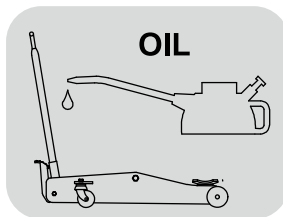
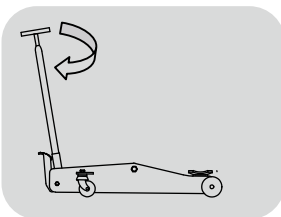
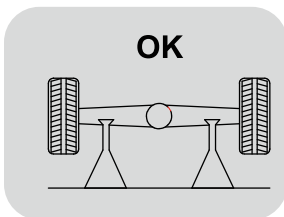
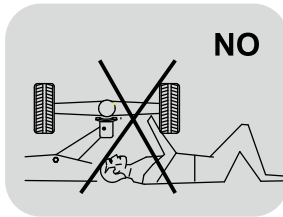
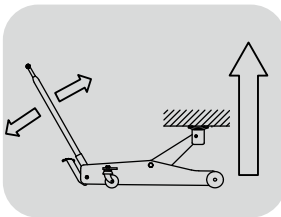
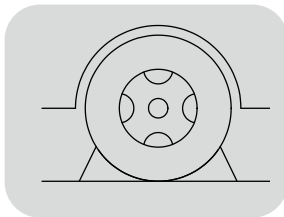
## ⚠ Maintenance and repair hazards

- Any jack or support stand that appears damaged, worn or has been subjected to abnormal load or shock, shall be removed from service until repaired.
- Read and understand instruction and parts book before servicing this product.
- Only qualified and trained operators should maintain this product.

## ⚠ Bottle Jacks & Jack Stands



## ⚠ Trolley & Air hydraulic Jacks







## Over 110 years of experience

Since 1901 the Chicago Pneumatic (CP) name has represented reliability and attention to customer needs, with construction, maintenance and production tools and compressors designed for specific industrial applications. Today, CP has a global reach, with local distributors around the world.

Our people start every single day with a passion to research, develop, manufacture and deliver new products that are meant to meet your needs not only today, but tomorrow as well.

To learn more about our extensive range of tools, construction equipment, industrial and portable compressors, accessories and workshop equipment, please visit [www.cp.com](http://www.cp.com).

Easily find the tools you need  
to get the job done!



# CP ToolBox



Get the free CP ToolBox  
Scan this QR code or visit [www.cp.com/app](http://www.cp.com/app)

Distributor



Chicago  
Pneumatic

[www.cp.com](http://www.cp.com)