



**Chicago  
Pneumatic**

# INDUSTRIAL TOOLS

**FOR GENERAL & INDUSTRIAL MAINTENANCE,  
MANUFACTURING & HEAVY PRODUCTION**



**GRUPO  
SEMCO-**  
SERVICIOS MINEROS Y COMPRESORES S.A. DE C.V.

[www.cp.com](http://www.cp.com)

**People. Passion. Performance.**

# INTRODUCING CHICAGO PNEUMATIC

At Chicago Pneumatic, our goal is to deliver best-in-class global service and local support to industrial customers through a dedicated product portfolio and a strong network of authorized distributors. We generate added value by delivering the best solution to your needs based on decades of experience.

## A COMPLETE INDUSTRIAL TOOLS AND EQUIPMENT OFFER

Chicago Pneumatic's dedication to the general and heavy industries spans decades.

Reliable performance and safety are key drivers for all our industrial products development. Whether it's the use of reinforced materials and motor structures, ergonomic designs, or easy-to-use controls for more accuracy, it all contributes to a safe and efficient product that gets your productivity at the top, no matter how tough the conditions. With Chicago Pneumatic best operating practices become your own.

Chicago Pneumatic helps make tough jobs easier:

- Products: productivity, ergonomics, safety, robustness and ease of use
- Service: best-in-class support with fast local service
- Expertise: expert advice based on decades of experience, from factory to field, through certified quality testing and training
- Pricing: maximum value for money
- Parts: original spare parts and services
- Availability: fast and easy delivery through a dedicated global production and distribution network

”

*It's simple, really. You have work to do, and customers to serve. Chicago Pneumatic is there to help you get the job done, without compromise.*

“

## INDUSTRIAL BOLTING



## HYDRAULIC EQUIPMENT HIGH TORQUE SOLUTIONS



## MATERIAL REMOVAL



# Jump Into the Chicago Pneumatic Online Services

**We have launched a new website to make it easier for you to find the right tool for the job within our extensive portfolio of power tools.**

In addition to a fresh look and more modern design, the website features new content and improved site architecture for an enhanced browsing experience.

**You will now be able in one-click to find a specific product or access expert advice. A quick search function will help you pull up relevant information using a keyword or product reference number.**

A wealth of information is at your fingertips. The Expert Corner area contains everything from top tips on product selection to maintenance advice, as well as information about the correct use and application of power tools to protect operator wellbeing.

Our new website has been designed for ease of use and speed of access regardless of whether it is browsed from a laptop, desktop, tablet or mobile phone, ensuring a better experience for professionals on the go like you. It is more responsive to local customer needs and sharing via social networks is much easier to achieve.

**Go check it out at [www.cp.com](http://www.cp.com)**



## Dedicated online resources for our distributors

**eConnect: fast, easy and secure**

**Our eConnect platform allows you to have access to:**

- Our stock for each product
- Your prices
- Your order tracking
- Products information with their technical characteristics, spare parts and accessories
- Product exploded views

**Benefits and features:**

**Time saving:**

- Search our product catalog easily
- Ability to copy and rename an existing basket if you order often the same products

**Great Information availability:**

- Look for price and availability on selected items
- Search for open orders, back orders and service orders to verify order status
- Print out packing list, track and trace shipments.
- Search and keep track of your invoices



**CP Cloud:  
dedicated  
extranet**

Your unique extranet, to get access to high value information about products, training and communication campaign materials:  
**[www.cp.com/cloud](http://www.cp.com/cloud)**





<b>BOLTING</b>	<b>7</b>
ACCESSORIES & KITS P. 29-31, SOCKETS P. 32-33	
<b>NUTRUNNERS</b>	<b>35</b>
ACCESSORIES P. 38	
<b>HYDRAULIC BOLTING</b>	<b>39</b>
ACCESSORIES & KITS P. 52-54	
<b>FASTENING</b>	<b>55</b>
ACCESSORIES & KITS P. 65-66	
<b>CORDLESS TOOLS</b>	<b>67</b>
ACCESSORIES P. 74-75	
<b>GRINDING</b>	<b>77</b>
DIE GRINDERS P. 79, ACCESSORIES & KITS, DIMENSIONS P. 92-97	
ANGLE GRINDERS P. 98, ACCESSORIES & KITS, DIMENSIONS P. 116-122	
VERTICAL GRINDER P.112, ACCESSORIES & KITS, DIMENSIONS P. 116-122	
<b>FINISHING</b>	<b>123</b>
ACCESSORIES & KITS, DIMENSIONS P. 139-146	
<b>DRILLING</b>	<b>147</b>
ACCESSORIES, DIMENSIONS P. 156-157	
<b>CHIPPING</b>	<b>159</b>
ACCESSORIES & KITS, DIMENSIONS P. 174-181	
<b>SPECIALTY TOOLS</b>	<b>183</b>
RIVETERS - CAULKING GUNS - ENGRAVING PENS - SAWS - TIRE BUFFER	
HIGH SPEED CUTTERS - NIBBLERS - AIR FILES - SHEARS	
<b>AIR LINE ACCESSORIES</b>	<b>191</b>
HOSES, COUPLINGS, LUBRICATION, BALANCERS	
<b>COMPRESSORS</b>	<b>211</b>
<b>SAFETY INSTRUCTIONS - INDEX - CONVERSION TABLE</b>	<b>214</b>

## QR CODES



On most pages, QR codes let you extend your reading and get more information about our products in seconds. Flash them with your smartphone and enjoy!



## SPARES AND ACCESSORIES

Original CP parts and genuine accessories are available for your Chicago Pneumatic tools. Follow this logo to find the dedicated spare kit and accessories selection listed at the end of each product section.

## INDUSTRIAL BOLTING




## HYDRAULIC EQUIPMENT



## MATERIAL REMOVAL



# CATALOG GUIDE



## EASILY FIND THE TOOLS YOU NEED TO GET THE JOB DONE!



This catalog is also available online at <http://qr.cp.com/catalogs>

# BOLTING



## ▶ IMPACT WRENCHES

An impact wrench delivers a series of rotary blows to a fastener, producing torque. Chicago Pneumatic impact wrenches offer optimal power-to-weight ratio, fast rundown and great user comfort.

## ▶ RATCHET WRENCHES

For fastening applications in tight and difficult to access areas, CP offers a wide range of ratchet wrenches with various square drive sizes with up to 90 ft-lbs. (122Nm) of torque.

### HOW TO SELECT YOUR BOLTING TOOL?

#### Choosing your Handle



Pistol (P)



D-Handle Inside Trigger (D I T)



D-Handle Outside Trigger (D O T)

#### Step 1

##### Applications

- ▶ Materials
- ▶ Joint types
- ▶ Bolt Ø & Grade
- ▶ Torque
- ▶ Duty

#### Step 2

##### Sockets

- ▶ Type
- ▶ Size
- ▶ Access

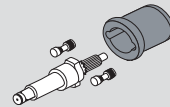
#### Step 3

##### Tools

- ▶ Clutch type
- ▶ Handle type
- ▶ Square drive & socket retainer
- ▶ Torque


#### Select the clutch type best for your application

**DYNA-PACT (Pin clutch):** Excellent on hard joints with smooth operation.



**2-Jaw: Progressive ultimate torque** for the smoothest comfort and best control. Excellent performance either on soft or on hard joints.

**Twin Hammer: (Double Dog):** All around clutch with a high ultimate torque and high power/weight ratio.



**Rocking dog: (Pinless or double):** Good on very soft joints providing high speed rundown.

#### Choose your retaining system

A wide selection of retainers provides from versatility to safety for every type of application - all with power, speed and comfort.

#### FROM VERSATILITY TO SAFETY



Quick Change for screwdriver bits or bits sockets



Friction Ring for rapid socket change



Dual (Hole + Friction) for versatility



Pin Retainer for dedicated applications



Hole for pin o-ring type retention






Integral Spline with integral push button retainer. Maximize torque transfer and socket life




# BOLTING

## Impact Wrench Torque Ranges

### INDUSTRIAL RANGE




DRIVE SQUARE	1/4"	3/8" (HEX. 7/16")	1/2"	3/4"	1"	#5	1 1/2"	2 1/2"
 SUPER INDUSTRIAL		CP6728	CP6738 CP6500-RS/RSR CP6748EX-P11R	CP6060-P15H/R CP6768EX-P18D	CP6070-P15H CP0611P RS/HASED/PASED CP0611-D28H CP6778EX-P18D	CP0611P RLS/PASEL CP0611-D28L CP6120-D35L CP6135-D80	CP6135-D80 CP6130-T70 CP6120-D35H	CP6240-T120
 INDUSTRIAL MAINTENANCE AND PRODUCTION		CP6300 CP8222-R/P CP8232-QC (7/16 hex)	CP8252-R/P CP8242-R/P CP9541/42	CP9561 CP8272-D/P CP6763 CP6763-D18D	CP6910-P24 CP6920-D24 CP6773 CP6773-D18D		CP6930-D35	
 GENERAL MAINTENANCE	CP7711	CP724H CP721 CP7721	CP726H					

### BOLTS TABLE (IMPERIAL)

RECOMMENDED TORQUE (FT.LBS)	1/4"	5/16"	3/8"	7/16"	1/2"	9/16"	5/8"	3/4"	7/8"	1"	1-1/8"	1-1/4"	1-3/8"	1-1/2"
GRADE 5 	3	6	11	18	28	43	55	97	155	230	340	480	660	860
GRADE 8 	8	16	28	46	70	110	140	250	405	600	770	1,080	1,470	1,950
GRADE ASTM-A574 	11	23	40	65	99	159	198	350	566	848	1,245	1,750	2,375	3,125
ASTM A325*	-	-	-	-	-	-	200	355	570	850	1,060	1495	1,960	2,600
ASTM A490*	-	-	-	-	-	-	250	435	715	1,070	1,580	2,125	2,780	3,700

\*Note: ASTM A325 and ASTM A490 bolts are used on structural steel applications. Torque and tension values are based on running the nut beyond the proof load of the bolt by turn-of-the-nut method.

### BOLTS TABLE (METRIC)

RECOMMENDED TORQUE (NM)	M6	M8	M10	M12	M14	M16	M18	M20	M22	M24	M27	M30	M36	M42	M45	M48
8.8 	9,8	24	47	81	128	197	275	385	518	665	961	1,310	2,280	3,640	4,510	5,450
10.9 	14	33	65	114	181	277	386	541	728	935	1,350	1,840	3,210	5,110	6,340	7,660
12.9 	17	40	79	136	217	333	463	649	874	1,120	1,620	2,210	3,850	6,140	7,660	9160

#### Torque recommendations :

The torque is important to ensure the required clamping force.

The table shows the recommended max tightening torque for the most common types of screws and bolts: untreated, oil-smearred screws (friction coefficient = 0,125) with metric coarse thread.

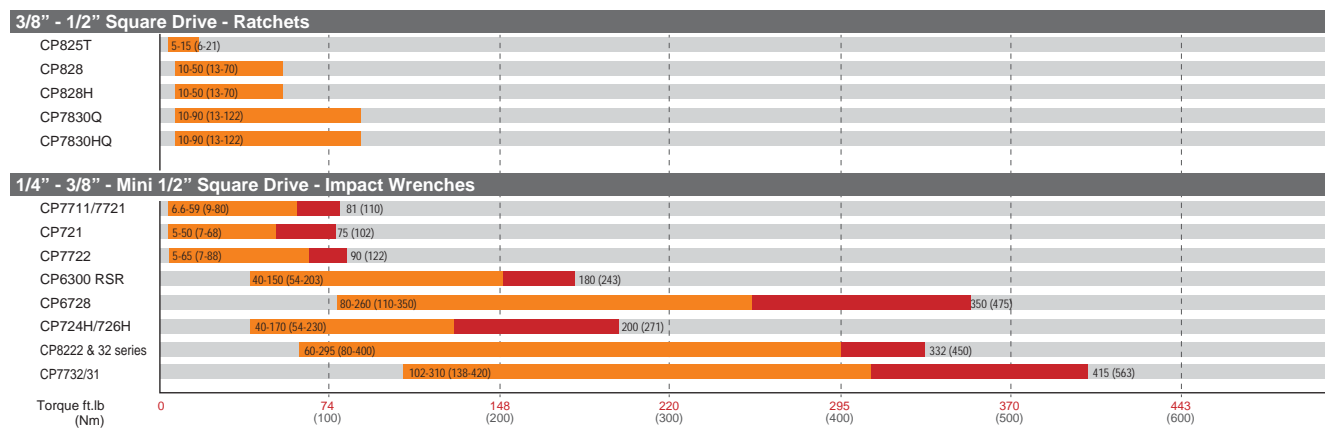
The torque corresponds to approximately 62% of tensile stress.

M-Threaded screws and bolts

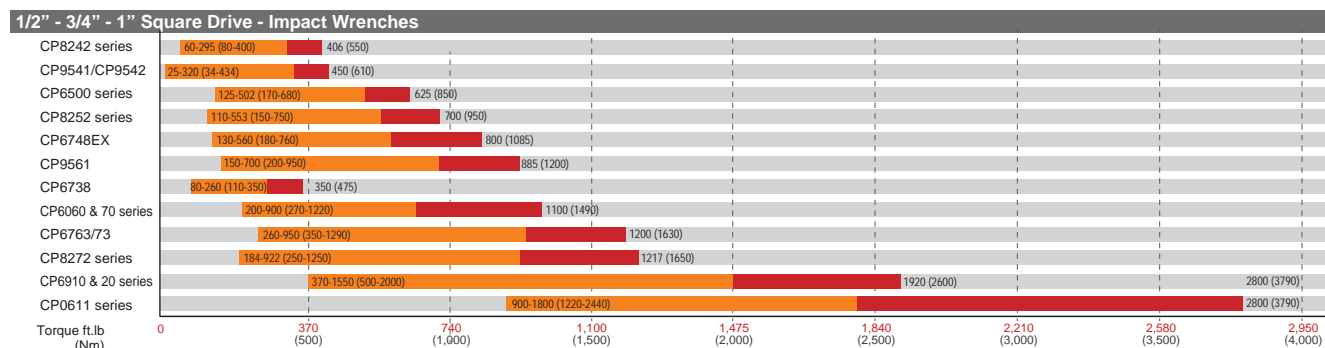


**WORKING TORQUE RANGE**  
**MAX. TORQUE**

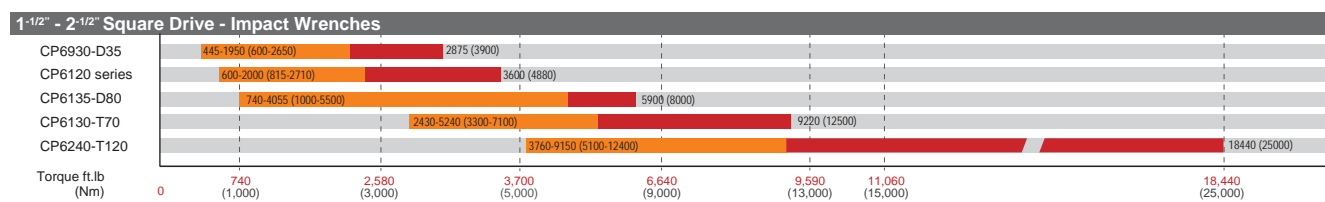
BOLT GRADE 5-SAE\*  
BOLT GRADE 10.9-ISO\*



BOLT GRADE 5-SAE\*  
BOLT GRADE 10.9-ISO\*



BOLT GRADE BB ASTM-A354  
BOLT GRADE 10.9-ISO\*



\* The above estimated bolt grades recommendations are only offered as a guide. Use of its content by anyone is the sole responsibility of that person and they assume all risk. Due to many variables that affect the torque-tension relationship like human error, surface texture, and lubrication the only way to determine the correct torque is through experimentation under actual joint and assembly conditions. Please, contact your CP contact for a live demonstration.

# BOLTING

## Impact 1/4" & 3/8"

### CP721 ★



#### COMFORT & DURABILITY

##### FEATURES

- Rocking dog clutch in oil bath
- Built-in power regulator
- Ergonomic handle

##### BENEFITS

- Smooth operation and good durability
- Comfort and compact for easy access
- Great tool on soft joints for general maintenance

### CP7721 ★



#### CP7711

Same features as CP7721 with 1/4" square drive



#### 15% SMALLER THAN ANY OTHER BUTTERFLY IMPACTS

##### FEATURES

- 5.5 in. / 140 mm length, provides easier access to hard to reach places
- 1.16 lbs. / 0.53 Kg
- 80 ft.lbs. / 110 Nm in reverse

##### BENEFITS

- Compact
- Lightweight
- Powerful



CP7721



See accessories and dimensions on pages 29-31

★ GENERAL MAINTENANCE    ★★ INDUSTRIAL MAINTENANCE & PRODUCTION    ★★★ SUPER INDUSTRIAL

MODEL	PART NUMBER	DRIVE	BLOWS PER MIN	FREE SPEED	WORKING TORQUE (FW)		MAX TORQUE (REV)		NET WEIGHT		LENGTH		AIR CONS. @LOAD		VIBRATION LEVEL ISO 28927 (M/S <sup>2</sup> )		SOUND PRESS.	SOUND POWER	AIR INLET
		in.		rpm	ft.lb	Nm	ft.lb	Nm	lb	kg	in.	mm	cfm	l/s	a	K	ISO 15744 - dB(A)		in.
CP721	T021963	3/8	1,620	11,000	5-50	7-68	75	102	2.6	1.2	5.8	146	10	4.7	4.7	3.3	87	98	1/4
CP7711	894 107 7110	1/4	-	15,000	6.6-59	9-80	81	110	1.1	0.5	5.5	140	6	2.9	4	1.0	92	103	1/4
CP7721	894 107 7210	3/8	-	15,000	6.6-59	9-80	81	110	1.1	0.5	5.5	140	6	2.9	4	1.0	92	103	1/4

All models: Hose int. 3/8" (10mm) - @90 PSI (@6.3 Bar)

Listed specifications are for reference only. Please check documents in each tool.

Impact 3/8" & 1/2"

CP6300 RSR ★★



POWERFUL, LIGHTWEIGHT AND DURABLE 3/8" FOR INDUSTRIAL APPLICATIONS

FEATURES

- Powerful Single Dog clutch
- Perfect control with a 4-position regulator
- Aluminum body and steel clutch housing

BENEFITS

- Powerful torque delivery
- Compact and lightweight for operator comfort
- Durable housing for versatile applications

CP724H ★



COMPACT & DURABLE

FEATURES

- Pin clutch mechanism in oil bath
- Single handed push button forward / reverse
- Curved handle with Thermo-Plastic Rubber injected in housing for a durable and comfortable grip.

BENEFITS

- Compact
- Durable
- Easy to handle

CP726H

Same features as CP724H with 1/2" square drive



Standard Sockets kit 3/8"		
Model	Part Number	Set Quantity
SS3113 metric	894 016 4446	13
SS3012 imperial	894 016 4452	12

See more information about sockets on page 32-33



CP6300RSR



See accessories and dimensions on pages 29-31

★ GENERAL MAINTENANCE   ★★ INDUSTRIAL MAINTENANCE & PRODUCTION   ★★★ SUPER INDUSTRIAL

MODEL	PART NUMBER	DRIVE	BLOWS PER MIN	FREE SPEED	WORKING TORQUE (FW)		MAX TORQUE (REV)		NET WEIGHT		LENGTH		AIR CONS. @LOAD		VIBRATION LEVEL ISO 28927 (M/S2)		SOUND PRESS. ISO 15744 - dB(A)	SOUND POWER	AIR INLET
					in.	rpm	ft.lb	Nm	ft.lb	Nm	lb	kg	in.	mm	cfm	l/s			
CP6300 RSR	T025285	3/8	1,800	6,800	40-150	54-203	180	243	3.5	1.6	6	152	14	6.6	5	1.6	90	101	1/4
CP724H	894 100 7241	3/8	1,680	9,600	68-190	92-257	200	271	3.1	1.4	5.7	146	15	7.1	4.4	2.4	91	102	1/4
CP726H	894 100 7261	1/2	1,680	9,600	68-190	92-257	200	271	3.1	1.4	5.7	146	15	7.1	4.4	2.4	91	102	1/4

All models: Hose int. 3/8" (10mm) - @90 PSI (@6.3 Bar)

Listed specifications are for reference only. Please check documents in each tool.

# BOLTING

Impact 3/8", 7/16", 1/2" & 3/4"

## The CP82 Series

COMFORTABLE, ROBUST & COMPACT

- Very low noise, very limited vibration and lightweight for operator comfort
- Durable and reliable for industrial maintenance applications
- Compact for easy access in confined areas
- From 3/8" to 3/4" square drives with Ring/Dual and pin versions

### CP8222-P



3/8"



### FEATURES

- Powerful & durable twin hammer clutch
- Composite body and aluminum clutch housing
- 3 power settings in forward & full power in reverse



CP8222-P

### CP8222-R

Same features as CP8222-P with ring retainer



### CP8232-QC



7/16" HEX



### FEATURES

- Powerful & durable twin hammer clutch
- Composite body and aluminum clutch housing
- 3 power settings in forward & full power in reverse



CP8222-P



See accessories and dimensions on pages 29-31

GENERAL MAINTENANCE 
 INDUSTRIAL MAINTENANCE & PRODUCTION 
 SUPER INDUSTRIAL

MODEL	PART NUMBER	DRIVE	BLOWS PER MIN	FREE SPEED	WORKING TORQUE (FW)		MAX TORQUE (REV)		NET WEIGHT		LENGTH		AIR CONS. @ LOAD		VIBRATION LEVEL ISO 28927 (M/S <sup>2</sup> )		SOUND PRESS.	SOUND POWER	AIR INLET
		in.	rpm	ft.lb	Nm	ft.lb	Nm	lb	kg	in.	mm	cfm	l/s	a	K	ISO 15744 - dB(A)	in.		
CP8222-P	615 159 0180	3/8	1,250	11,500	60-295	80-400	332	450	2.6	1.2	7	177	21.2	10	5.8	2.4	89	100	1/4
CP8222-R	615 159 0230	3/8	1,250	11,500	60-295	80-400	332	450	2.6	1.2	7	177	21.2	10	5.8	2.4	89	100	1/4
CP8232-QC	615 159 0190	7/16" Hex.	1,250	11,500	60-295	80-400	332	450	3.1	1.4	7	177	21.2	10	6.6	3.2	89	100	1/4

All models: Hose int. 3/8" (10mm) - @90 PSI (@6.3 Bar)

Listed specifications are for reference only. Please check documents in each tool.

## CP8242-R ★★



### FEATURES

- Powerful & durable twin hammer clutch
- Composite body and aluminum clutch housing
- 3 power settings in forward & full power in reverse

## CP8252-P ★★



### FEATURES

- Powerful & durable twin hammer clutch
- Composite body and aluminum clutch housing
- 3 power settings in forward & full power in reverse

## CP8242-P



Same features as CP8242-R with pin socket retainer

## CP8252-R

Same features as CP8252-P with ring socket retainer

**i** INTEGRATED SUSPENSION BAIL FOR USE WITH BALANCER REDUCES TOOL WEIGHT FOR REPETITIVE OPERATIONS. (P29)



## CP8272-D ★★



ROBUST, COMFORTABLE & VERSATILE

### FEATURES

- Powerful & durable twin hammer clutch
- Protective cover & reinforced structure
- Composite body and aluminum clutch housing for lightweight

## CP8272-P



Same features as CP8272-D with pin socket retainer



Deep sockets kit 3/4"		
Model	Part Number	Set Quantity
SS618D metric	894 016 4473	8
SS6008D imperial	894 016 7073	8

See more information about sockets on page 32-33



See accessories and dimensions on pages 29-31

★ GENERAL MAINTENANCE   ★★ INDUSTRIAL MAINTENANCE & PRODUCTION   ★★★ SUPER INDUSTRIAL

MODEL	PART NUMBER	DRIVE	BLOWS PER MIN	FREE SPEED	WORKING TORQUE (FW)		MAX TORQUE (REV)		NET WEIGHT		LENGTH		AIR CONS. @LOAD		VIBRATION LEVEL ISO 28927 (M/S <sup>2</sup> )		SOUND PRESS ISO 15744 - dB(A)	SOUND POWER	AIR INLET
					in.	rpm	ft.lb	Nm	ft.lb	Nm	lb	kg	in.	mm	cfm	l/s			
CP8242-P	615 159 0200	1/2	1,250	11,500	59-295	80-400	406	550	2.6	1.2	7	177	21.2	10	6.6	3.2	89	100	1/4
CP8242-R	615 159 0240	1/2	1,250	11,500	59-295	80-400	406	550	2.6	1.2	7	177	21.2	10	6.6	3.2	89	100	1/4
CP8252-P	615 159 0210	1/2	1,400	9,000	110-553	150-750	700	950	4.4	2	7.9	200	25.4	12	8.8	3.6	94	105	1/4
CP8252-R	615 159 0250	1/2	1,400	9,000	110-553	150-750	700	950	4.4	2	7.9	200	25.4	12	8.8	3.6	94	105	1/4
CP8272-D	615 159 0260	3/4	1,000	6,500	184-922	250-1,250	1,217	1,650	7.3	3.3	9.1	230	38	18	15.5	6.8	96	107	3/8
CP8272-P	615 159 0220	3/4	1,000	6,500	184-922	250-1,250	1,217	1,650	7.3	3.3	9.1	230	38	18	15.5	6.8	96	107	3/8

All models: Hose int. 3/8" (10mm) - @90 PSI (@6.3 Bar)

Listed specifications are for reference only. Please check documents in each tool.

# BOLTING

## Impact 1/2" & 3/4"

### CP9541 ★★



THE INDUSTRIAL GRADE OF THE "CLASSIC"

#### FEATURES

- Fast and reliable DYNA-PACT (Pin clutch) with oil bath
- Aluminum body and steel clutch housing
- Torque regulator at the handle

#### BENEFITS

- Industrial Maintenance and Production
- Low vibration and noise level increase operator comfort
- Reliable pin clutch in oil bath and durable clutch housing

### CP9542



Same features as CP9541 with pin socket retainer



CP9541

### CP9561 ★★



THE INDUSTRIAL GRADE OF THE CLASSIC

#### FEATURES

- DYNA-PACT (Pin clutch) oil bath
- Aluminum body & steel clutch housing
- Built-in regulator on the handle

#### BENEFITS

- High performances, especially on hard joints
- Operator comfort due to low vibrations and noise level
- Reliable pin clutch in oil bath & durable housing



See accessories and dimensions on pages 29-31

★ GENERAL MAINTENANCE   ★★ INDUSTRIAL MAINTENANCE & PRODUCTION   ★★★ SUPER INDUSTRIAL

MODEL	PART NUMBER	DRIVE	BLOWS PER MIN	FREE SPEED	WORKING TORQUE (FW)		MAX TORQUE (REV)		NET WEIGHT		LENGTH		AIR CONS. @LOAD		VIBRATION LEVEL ISO 28927 (M/S <sup>2</sup> )		SOUND PRESS.	SOUND POWER	AIR INLET
		in.		rpm	ft.lb	Nm	ft.lb	Nm	lb	kg	in.	mm	cfm	l/s	a	K	ISO 15744 - dB(A)		in.
CP9541	615 190 9541	1/2	1,100	8,900	25-320	34-434	450	610	5.5	2.5	6.6	168	13	6.1	5.5	2.5	89	100	1/4
CP9542	615 190 9542	1/2	1,100	8,900	25-320	34-434	450	610	5.5	2.5	6.6	168	13	6.1	5.5	2.5	89	100	1/4
CP9561	615 190 9561	3/4	900	5,500	150-700	200-950	885	1,250	11.1	5.1	8.5	216	30	14.1	7.7	2.4	100	111	3/8

All models: Hose int. 3/8" (10mm) - @90 PSI (@6.3 Bar)

Listed specifications are for reference only. Please check documents in each tool.



CP6500-RSR



2 DROPS OF OIL (CP PROTECTO-LUBE) WILL PROTECT YOUR AIR MOTOR FROM CORROSION AND INCREASE TOOL LIFE

THE OIL BATH CLUTCH MECHANISM GUARANTEES A LOW LEVEL OF FRICTION WHICH INCREASES CLUTCH COMPONENT LIFETIME

# CP6500-RSR

1/2"

THE BEST HEAVY-DUTY 1/2" FOR THE TOUGHEST JOBS !

## FEATURES

- Super industrial impact wrench with Pin-type socket retainer
- Twin hammer clutch with oil bath
- Aluminum body and steel clutch housing

## BENEFITS

- Best performer for Industrial Maintenance and Production applications
- Operator comfort and control even on high torque
- Extremely robust for tough environments



CP6500-RSR

### CP6500-RS

Same features as CP6500-RSR with pin type socket retainer



Standard Sockets kit 1/2"

Model	Part Number	Set Quantity
SS4114 metric	894 016 4458	14
SS4013 imperial	894 016 4465	13

See more information about sockets on page 32-33



See accessories and dimensions on pages 29-31

GENERAL MAINTENANCE INDUSTRIAL MAINTENANCE & PRODUCTION SUPER INDUSTRIAL

MODEL	PART NUMBER	DRIVE	BLOWS PER MIN	FREE SPEED	WORKING TORQUE (FW)		MAX TORQUE (REV)		NET WEIGHT		LENGTH		AIR CONS. @LOAD		VIBRATION LEVEL ISO 28927 (M/S2)		SOUND PRESS. ISO 15744 - dB(A)	SOUND POWER	AIR INLET
		in.			rpm	ft.lb	Nm	ft.lb	Nm	lb	kg	in.	mm	cfm	l/s	a			
CP6500-RS	T025214	1/2	1,320	6,400	125-502	170-680	625	850	5.8	2.7	7	178	25	11.8	8	2.5	96	107	1/4
CP6500-RSR	T025216	1/2	1,320	6,400	125-502	170-680	625	850	5.8	2.7	7	178	25	11.8	8	2.5	96	107	1/4

All models: Hose int. 3/8" (10mm) - @90 PSI (@6.3 Bar)

Listed specifications are for reference only. Please check documents in each tool.

# BOLTING

## CP6728/38/48/68/78 SUPERIOR DURABILITY

**UNIQUE  
FEATURES**  
Premium Tool



Premium Composite Impact Wrenches  
Designed for Intensive use





NEW RANGE - PREMIUM COMPOSITE!

**CP6728-P05R**



3/8   
  


**FEATURES**

- 3/8" Industrial Impact wrench
- Twin hammer in oil bath and steel clutch housing for long life
- Extremely durable steel motor

**BENEFITS**

- Superior durability - designed for intensive use
- High torque - up to 350 ft.lb (475 Nm)
- Comfortable and light weight

**CP6738-P05R**

Same features as CP6728-P05D with 1/2" square drive



**CP6748EX-P11R**



1/2   
  


**FEATURES**

- Twin hammer in oil bath and steel clutch housing for long life
- Extremely durable steel motor
- Dust-proof (IP6) and ATEX certified

**BENEFITS**

- Unique design performance for Explosive Environment (ATEX)
- Top Quality for intensive usage
- Compact Design and light weight for operator comfort



CP6768EX-P11R

**CP6768EX-P18D**



3/4   
  


**FEATURES**

- Twin hammer in oil bath and steel clutch housing for long life
- Extremely durable steel motor
- Dust-proof (IP6) and ATEX certified

**BENEFITS**

- Superior durability - designed for intensive use
- High torque - up to 1,290 ft.lb (1,750 Nm)
- Comfortable and light weight



**CP6778EX-P18D**

Same features as CP6768EX-P18D with 1" square drive



See accessories and dimensions on pages 29-31

 GENERAL MAINTENANCE  INDUSTRIAL MAINTENANCE & PRODUCTION  SUPER INDUSTRIAL

MODEL	PART NUMBER	DRIVE	BLOWS PER MIN	FREE SPEED	WORKING TORQUE (FW)		MAX TORQUE (REV)		NET WEIGHT		LENGTH		AIR CONS. @LOAD		VIBRATION LEVEL ISO 28927 (M/S2)		SOUND PRESS. ISO 15744 - dB(A)	SOUND POWER	AIR INLET
					in.	rpm	ft.lb	Nm	ft.lb	Nm	lb	kg	in.	mm	cfm	l/s			
 CP6728-P05R	615 159 0550	3/8	1,300	11,500	80-260	110-350	350	475	3.7	1.7	6.9	175	24.2	11.4	5.2	1.9	89	100	1/4
 CP6738-P05R	615 159 0560	1/2	1,300	11,500	80-260	110-350	350	475	3.7	1.7	6.9	175	24.2	11.4	5.2	1.9	89	100	1/4
CP6748EX-P11R	615 159 0570	1/2	1,200	8,400	130-560	180-760	800	1,085	5.4	2.4	7.9	200	30	14.2	8.7	2.2	93	104	1/4
CP6768EX-P18D	615 159 0580	3/4	1,050	5,100	290-1030	400-1400	1,290	1,750	9.8	4.4	10	250	38	18	9.4	2.4	94	105	3/8
CP6778EX-P18D	615 159 0590	1	1,050	5,100	290-1030	400-1400	1,290	1,750	10.1	4.6	10.1	255	38	18	9.4	2.4	94	105	3/8

All models: Hose int. 1/2"(13 mm) - @90PSI(@6.3 Bar)

Listed specifications are for reference only. Please check documents in each tool.

# BOLTING

## Impact 3/4" & 1"

### The CP67X3 Series - For heavy duty maintenance

COMPACT, ROBUST & POWERFUL  
FOR INDUSTRIAL MAINTENANCE APPLICATIONS

- Compact & Versatile for Industrial Maintenance applications
- Robust for the roughest environments and toughest usages
- Power enough to loosen virtually any bolt up to M27 (ISO 10,9)

**CP6763** 



#### FEATURES

- 3/4" impact wrench with Dual retainer
- Very powerful twin hammer clutch
- Robust Steel Clutch housing



See accessories and dimensions on pages 29-31

 GENERAL MAINTENANCE  INDUSTRIAL MAINTENANCE & PRODUCTION  SUPER INDUSTRIAL

MODEL	PART NUMBER	DRIVE	BLOWS PER MIN	FREE SPEED	WORKING TORQUE (FW)		MAX TORQUE (REV)		NET WEIGHT		LENGTH		AIR CONS. @LOAD		VIBRATION LEVEL ISO 28927 (M/S2)		SOUND PRESS.	SOUND POWER	AIR INLET
		in.		rpm	ft.lb	Nm	ft.lb	Nm	lb	kg	in.	mm	cfm	l/s	a	K	ISO 15744 - dB(A)		in.
CP6763	615 159 0400	3/4	900	6,300	260-950	350-1290	1,200	1,630	12.1	5.5	8.7	222	30	14.2	9.4	1.3	96	107	3/8

All models: Hose int. 1/2" (13mm) - @90 PSI (@6.3 Bar)

Listed specifications are for reference only. Please check documents in each tool.

Strong and durable  
1300 ft.lbs (1700 Nm), metal housing and steel motor

Flexibility and safety  
Hole and ring retaining system

User-friendly  
Very comfortable side handle, easy to use and carry around

Comfort  
Ergonomic grip

Robust  
Steel clutch housing  
Aluminium motor housing

Ergonomic and durable  
Power setting in metal, accessible from both sides, robust reverse setting

Good access  
Short and compact design, v vonly 11,4 inches (290 mm) long

## CP6773



### FEATURES

- Short dimensions and narrow side-to-center for easy access
- Robust steel clutch housing
- Powerful twin hammer clutch: 1,200 ft.lbs (1,630 Nm)

## CP6763-D18D



## COMPACT AND ROBUST D-HANDLE FOR INDUSTRIAL MAINTENANCE APPLICATIONS

### FEATURES

- Ergonomic D-handle - easy to carry and use
- Robust with steel clutch housing and aluminum motor housing
- Powerful, untightening torque 1300 ft.lb (1760 Nm)

### BENEFITS

- Ideal for many industrial MRO applications
- Good ergonomics giving less operator's fatigue
- Hole and ring retaining system



## CP6763-D18D

### CP6773-D18D

Same features as  
CP6763-D18D with  
1" square drive size



#### Deep sockets kit 1"

Model	Part Number	Set Quantity
SS814D metric	894 016 6016	4
SS808D imperial	894 016 4479	8

See more information about sockets on page 32-33



See accessories and dimensions on pages 29-31



MODEL	PART NUMBER	DRIVE	BLOWS PER MIN	FREE SPEED	WORKING TORQUE (FW)		MAX TORQUE (REV)		NET WEIGHT		LENGTH		AIR CONS. @LOAD		VIBRATION LEVEL ISO 28927 (M/S2)		SOUND PRESS. ISO 15744 - dB(A)	SOUND POWER	AIR INLET
		in.			ft.lb	Nm	ft.lb	Nm	lb	kg	in.	mm	cfm	l/s	a	K			
CP6763-D18D	615 159 0640	3/4	730	6,600	250-1070	340-1450	1,300	1,760	14.5	6.6	11.4	290	41	19.3	11.4	2.9	98	109	1/2
CP6773	615 159 0410	1	900	6,300	260-950	350-1290	1,200	1,630	12.3	5.6	8.8	228	30	14.2	9.4	1.3	96	107	3/8
CP6773-D18D	615 159 0650	1	730	6,600	250-1070	340-1450	1,300	1,760	14.7	6.7	11.4	290	41	19.3	11.4	2.9	98	109	1/2

All models: Hose int. 1/2" (13mm) - @90 PSI (@6.3 Bar)

Listed specifications are for reference only. Please check documents in each tool.

# BOLTING

Impact 3/4" & 1"

## CP6060-P15H



THE BEST SUPER INDUSTRIAL 3/4"



### FEATURES

- Reliable 2-jaw clutch
- Aluminum body & steel clutch housing
- Hole type socket retainer with O-ring for safety

### BENEFITS

- Progressive torque thanks to the performant mechanism
- Unmatched durability with reliable 2-jaw clutch & durable housing
- Operator comfort and smooth control due to great ergonomics even at high torque levels



**CP6060-P15H**

### CP6060-P15R

Same features as CP6060-P15H with ring retainer



Deep sockets kit 3/4"

Model	Part Number	Set Quantity
SS618D metric	894 016 4473	8
SS6008D imperial	894 016 7073	8

See more information about sockets on page 32-33

## CP6070-P15H



THE BEST COMPACT & LIGHT WEIGHT SUPER INDUSTRIAL 1"

### FEATURES

- Reliable 2-jaw clutch
- Aluminum body & steel clutch housing
- Hole type socket retainer with O-Ring for Safety

### BENEFITS

- Progressive Performances thanks to the 2-Jaw clutch
- Superior Quality resisting to worst conditions and usages
- Unmatched comfort & lightweight for the Safety First



**CP6060-P15H**



See accessories and dimensions on pages 29-31



MODEL	PART NUMBER	DRIVE	BLOWS PER MIN	FREE SPEED	WORKING TORQUE (FW)		MAX TORQUE (REV)		NET WEIGHT		LENGTH		AIR CONS. @ LOAD	VIBRATION LEVEL ISO 28927 (M/S2)		SOUND PRESS.	SOUND POWER	AIR INLET	
		in.	rpm	ft.lb	Nm	ft.lb	Nm	lb	kg	in.	mm	cfm	l/s	a	K	ISO 15744 - dB(A)	in.		
CP6060-P15H	615 159 0090	3/4	1,100	4,000	200-900	270-1220	1,100	1,490	11.7	5.3	8.7	222	52.9	25	13.9	4.1	92	103	3/8
CP6060-P15R	615 159 0100	3/4	1,100	4,000	200-900	270-1220	1,100	1,490	11.7	5.3	8.7	222	52.9	25	13.9	4.1	92	103	3/8
CP6070-P15H	615 159 0110	1	1,100	4,000	200-900	270-1220	1,100	1,490	11.9	5.4	8.9	227	52.9	25	13.9	4.1	92	103	3/8

All models: Hose int. 1/2" (13mm) - @90 PSI (@6.3 Bar)

Listed specifications are for reference only. Please check documents in each tool.

# Impact 1" & 1-1/2"

## The CP69 Series

POWERFUL, FAST & ERGONOMIC

- Reliable & powerful oil bath Pinless Rocking Dog clutch
- Operator comfort with many ergonomic features
- 3-part construction for reducing downtime maintenance

### CP6910-P24 ★★



#### FEATURES

- Oil Bath Pinless rocking dog clutch
- D-type side handle with Rubber grip
- Metal trigger & reverse knob for longer durability

### CP6930-D35 ★★



POWERFUL, ROBUST & COMFORTABLE 1-1/2" IMPACT FOR INDUSTRIAL MAINTENANCE

#### FEATURES

- Durable twin hammer clutch with oil bath
- Reversible and teasing steel trigger
- 4-position power regulator

#### BENEFITS

- Powerful and durable twin hammer clutch with oil bath
- Robust aluminum housing with steel trigger
- Operator comfort and control with 4-position regulator and side D-handle



See accessories and dimensions on pages 29-31

### CP6920-D24 ★★



## FEATURES

- Reliable oil bath pinless rocking dog clutch
- Durable Aluminum body and rubber protective cover on clutch housing
- Motor with reinforced steel plates for unmatched durability



CP6920-D24



Deep sockets kit 1"

Model	Part Number	Set Quantity
SS814D metric	894 016 6016	4
SS808D imperial	894 016 4479	8

See more information about sockets on page 32-33

★ GENERAL MAINTENANCE   ★★ INDUSTRIAL MAINTENANCE & PRODUCTION   ★★★ SUPER INDUSTRIAL

MODEL	PART NUMBER	DRIVE	BLOWS PER MIN	FREE SPEED	WORKING TORQUE (FW)		MAX TORQUE (REV)		NET WEIGHT		LENGTH		AIR CONS. @LOAD		VIBRATION LEVEL ISO 28327 (M/S <sup>2</sup> )		SOUND PRESS. ISO 15744 - dB(A)	SOUND POWER	AIR INLET
					in.	rpm	ft.lb	Nm	ft.lb	Nm	lb	kg	in.	mm	cfm	l/s			
CP6910-P24	615 159 0070	1	650	5,000	370-1,550	500-2,100	1,920	2,600	22.5	10.2	11.4	290	40.2	19	8.9	2.5	97	108	1/2
CP6920-D24	615 159 0080	1	650	5,000	370-1,550	500-2,100	1,920	2,600	22.7	10.3	14.2	360	40.2	19	8.4	2.8	100	111	1/2
CP6930-D35	615 159 0390	1-1/2	850	4,300	445-1,950	600-2,650	2,875	3,900	31.6	14.4	17.3	440	64	30	15.1	5.5	102	113	1/2

All models: Hose int 5/8" (16 mm) - @90PSI(@6.3 Bar)

Listed specifications are for reference only. Please check documents in each tool.

# BOLTING

## Impact 1" & #5

### The CP0611 Series

#### THE BEST SUPER INDUSTRIAL 1"

- Maximum productivity thanks to the 2-Jaw clutch
- Perfect design gives very high torque and unique ergonomics
- Unmatched durability with reliable mechanism and durable housing

#### CP0611P RS



1"



#### FEATURES

- Reliable 2-jaw clutch with the highest blows per minute (BPM)
- Full teasing trigger for a better control
- Durable aluminum body & robust steel clutch housing



#### CP0611P RS



ACCORDING TO APPLICATION AND/OR JOINT TYPES, SOME CLUTCH MECHANISMS OFFER CONTINUOUS AND PROGRESSIVE TORQUE SUCH AS CP'S PATENTED 2-JAW CLUTCH



See accessories and dimensions on pages 29-31

#### CP0611P RLS



#5  
SPLINE



#### THE BEST SUPER INDUSTRIAL WITH SPLINE #5

#### FEATURES

- Reliable 2-jaw clutch with the highest blows per minute (BPM)
- Full teasing trigger for a better control
- Durable aluminum body & robust steel clutch housing

#### BENEFITS

- Spline #5: avoid loss of torque, reduce vibrations, increase durability of anvil
- Progressive torque thanks to the 2-Jaw clutch
- Operator comfort and control thanks to perfect ergonomic design even at VERY high torque



Deep sockets kit 1"

Model	Part Number	Set Quantity
SS814D metric	<b>894 016 6016</b>	4
SS808D imperial	<b>894 016 4479</b>	8

See more information about sockets on page 32-33



MODEL	PART NUMBER	DRIVE	BLOWS PER MIN	FREE SPEED	WORKING TORQUE (FW)		MAX TORQUE (REV)		NET WEIGHT		LENGTH		AIR CONS. @LOAD		VIBRATION LEVEL ISO 28927 (M/S2)		SOUND PRESS.	SOUND POWER	AIR INLET
		in.	rpm	ft.lb	Nm	ft.lb	Nm	lb	kg	in.	mm	cfm	l/s	a	K	ISO 15744 - dB(A)	in.		
CP0611P RS	<b>615 159 0050</b>	1	1,020	3,500	900-1,800	1,220-2,440	2,800	3,790	23.1	10.5	10.7	272	48	22.6	16.8	4.7	102	113	1/2
CP0611P RLS	<b>615 159 0060</b>	#5	1,020	3,500	900-1,800	1,220-2,440	2,800	3,790	23.1	10.5	10.7	272	48	22.6	16.8	4.7	102	113	1/2

All models: Hose int 5/8" (16 mm) - @90PSI(@6.3 Bar)

Listed specifications are for reference only. Please check documents in each tool.

# CP0611-D28L



## THE SUPER INDUSTRIAL IN RENEWED DESIGN

### FEATURES

- Reliable 2-jaw clutch with the highest blows per minute (BPM)
- Full teasing (inside) trigger for a better control
- Durable aluminum body & robust steel clutch housing

### BENEFITS

- Spline #5: avoid loss of torque, reduce vibrations, increase durability of anvil
- Progressive torque thanks to the 2-Jaw clutch
- Operator comfort and control thanks to perfect ergonomic design even at VERY high torque



# CP0611-D28H



## THE SUPER INDUSTRIAL IN RENEWED DESIGN

### FEATURES

- Super Industrial 1" impact wrench
- 2-jaw clutch for high torque and best comfort
- Durable aluminum body and indestructible steel clutch housing

### BENEFITS

- Ideal for the most intense applications
- Operator comfort and control thanks to perfect ergonomic design even at VERY high torque
- Compact design for easy access



See accessories and dimensions on pages 29-31

 GENERAL MAINTENANCE  INDUSTRIAL MAINTENANCE & PRODUCTION  SUPER INDUSTRIAL

MODEL	PART NUMBER	DRIVE	BLOWS PER MIN	FREE SPEED	WORKING TORQUE (FW)		MAX TORQUE (REV)		NET WEIGHT		LENGTH		AIR CONS. @LOAD		VIBRATION LEVEL ISO 28927 (M/S2)		SOUND PRESS. ISO 15744 - dB(A)	SOUND POWER	AIR INLET
					in.	rpm	ft.lb	Nm	ft.lb	Nm	lb	kg	in.	mm	cfm	l/s			
CP0611-D28H	615 159 0160	1	1,020	3,500	900-1,800	1,220-2,440	2,800	3,790	22.9	10.4	14.2	360	68	32	18	4.1	99	110	1/2
CP0611-D28L	615 159 0170	#5	1,020	3,500	900-1,800	1,220-2,440	2,800	3,790	22.9	10.4	0	360	68	32	18	4.1	99	110	1/2

All models: Hose int. 5/8" (16mm) - @90 PSI (@6.3 Bar)

Listed specifications are for reference only. Please check documents in each tool.

## CP6120-D35H/L

HIGH  
**POWER**  
AND  
ERGONOMICS

★  
**UNIQUE  
FEATURES**  
Premium Tool

**NEW**



1 1/2" Premium industrial Impact Wrenches  
The most productive tool for intensive use

### POWERFUL

- Max torque 3600 ft.lbs - 4880 Nm

### ROBUST

- Steel clutch housing
- Aluminium motor housing

### USER-FRIENDLY

- Very comfortable side handle, easy to use and carry around

### COMFORT

- Ergonomic grip



### 2-JAW: POWER AND COMFORT

- The CP solution for the most intensive applications
- Minimize side vibrations

### DURABLE AND ERGONOMIC

- Robust and intuitive reverse setting

### IMPROVED ERGONOMICS

- Exhaust directed away from the operator







# The CP6120 Series

## THE MOST PRODUCTIVE 1-1/2"

- Operator comfort and control thanks to great ergonomics even at VERY high torque
- Progressive torque due to the 2-jaw clutch
- Unmatched durability with Reliable mechanism & durable housing



CP6120-D35L



**CP6120-D35H**



1 1/2"



### FEATURES

- CP's 2-Jaw clutch for superior ergonomics and productivity
- Very robust steel clutch housing and aluminum motor housing
- Compact design for good access

### BENEFITS

- Unbeatable combination of power and ergonomics
- Extremely low lateral vibrations for best comfort and safety
- Excellent durability



**CP6120-D35H**

**CP6120-D35L**

Same features as CP6120-D35H



See accessories and dimensions on pages 29-31

★ GENERAL MAINTENANCE   ★★ INDUSTRIAL MAINTENANCE & PRODUCTION   ★★★ SUPER INDUSTRIAL

MODEL	PART NUMBER	DRIVE	BLOWS PER MIN	FREE SPEED	WORKING TORQUE (FW)		MAX TORQUE (REV)		NET WEIGHT		LENGTH		AIR CONS. @LOAD		VIBRATION LEVEL ISO 28927 (M/S2)		SOUND PRESS. ISO 15744 - dB(A)	SOUND POWER	AIR INLET
					in.	rpm	ft.lb	Nm	ft.lb	Nm	lb	kg	in.	mm	cfm	l/s			
CP6120-D35H	615 159 0120	1-1/2	960	3,500	600-2,000	815-2,710	3,600	4,880	34.5	15.7	16.5	420	60	28.3	21.8	11.8	97	108	1/2
CP6120-D35L	615 159 0130	#5	960	3,500	600-2,000	815-2,710	3,600	4,880	34.5	15.7	16.5	420	60	28.3	21.8	11.8	97	108	1/2

All models: Hose int. 3/4" (19mm) - @90 PSI (@6.3 Bar)

Listed specifications are for reference only. Please check documents in each tool.

# BOLTING

Impact 1-1/2" & 2-1/2"

**CP6135-D80**



1 1/2"



THE BEST POWER TO WEIGHT RATIO FOR SUPER INDUSTRIAL APPLICATIONS

## FEATURES

- Durable Pinless Rocking Dog clutch
- Robust aluminum body & Steel clutch housing
- Reversible and teasing steel trigger

## BENEFITS

- Monster power in a lightweight and compact design
- Premium quality for the most demanding applications
- Smooth operation thanks to the teasing trigger



**CP6135-D80**

### CP6135-D80L

Same features as CP6135-D80 with Spline #5 output



CP6135



See accessories and dimensions on pages 29-31



MODEL	PART NUMBER	DRIVE	BLOWS PER MIN	FREE SPEED	WORKING TORQUE (FW)		MAX TORQUE (REV)		NET WEIGHT		LENGTH		AIR CONS. @LOAD		VIBRATION LEVEL ISO 28927 (MS2)		SOUND PRESS.	SOUND POWER	AIR INLET
		in.		rpm	ft.lb	Nm	ft.lb	Nm	lb	kg	in.	mm	cfm	l/s	a	K	ISO 15744 - dB(A)		in.
CP6135-D80	615 159 0380	1-1/2	750	2,800	740-4,055	1,000-5,500	5,900	8,000	35.3	16	16	408	84.5	40	13.6	2.2	98	109	1/2
CP6135-D80L	615 159 0660	#5	750	2,800	740-4,055	1,000-5,500	5,900	8,000	35.3	16	16	408	84.5	40	13.6	2.2	98	109	1/2

All models: Hose int. 3/4" (19mm) - @90 PSI (@6.3 Bar)

Listed specifications are for reference only. Please check documents in each tool.

## CP6130-T70

1 1/2" 



**POWERFUL, DURABLE & COMFORTABLE 1-1/2" T-HANDLE IMPACT WRENCH**

### FEATURES

- Reliable Double Rocking Dog clutch for all joint type
- 5-position regulator, progressive trigger & easy reverse
- Suspension hole for easy hoist/balancer attachment

### BENEFITS

- Incredible breaking torque (up to M56) for Industrial Maintenance & Production applications
- Extreme durability: resistant parts, reliable mechanisms & robust housing
- Operator comfort: smooth control, low vibration & limited noise



CP6240-T120

## CP6240-T120

2 1/2" 

**POWERFUL, DURABLE & COMFORTABLE 2-1/2" T-HANDLE IMPACT WRENCH**

### FEATURES

- Reliable Double Rocking Dog clutch for all joint type
- 6-position regulator, progressive trigger & easy reverse
- Suspension hole for easy hoist/balancer hooking

### BENEFITS

- Incredible breaking torque (up to M72) for Industrial Maintenance & Production applications
- Extreme durability: Resistant parts, reliable mechanisms & robust housing
- Operator comfort: smooth control, low levels of vibration & limited noise



CP6240-T120



See accessories and dimensions on pages 29-31

 GENERAL MAINTENANCE  INDUSTRIAL MAINTENANCE & PRODUCTION  SUPER INDUSTRIAL

MODEL	PART NUMBER	DRIVE	BLOWS PER MIN	FREE SPEED	WORKING TORQUE (FW)		MAX TORQUE (REV)		NET WEIGHT		LENGTH		AIR CONS. @LOAD		VIBRATION LEVEL ISO 28927 (M/S2)		SOUND PRESS. ISO 15744 - dB(A)	SOUND POWER	AIR INLET
					in.	rpm	ft.lb	Nm	ft.lb	Nm	lb	kg	in.	mm	cfm	l/s			
CP6130-T70	615 159 0010	1-1/2	900	4,000	2,430-5,240	3,300-7,100	9,220	12,500	72.6	33	19.7	500	67.3	31.8	4.7	1.7	104	115	1
CP6240-T120	615 159 0020	2-1/2	800	3,000	3,760-9,150	5,100-12,400	18,440	25,000	132.0	60	24.1	610	74.9	35.3	4.5	1.5	107	118	1

All models: Hose int. 1" (25mm) - @90 PSI (@6.3 Bar)

Listed specifications are for reference only. Please check documents in each tool.

# RATCHETS

## CP825T ★



### SMALL & DURABLE


#### FEATURES

- Progressive tease throttle
- Small ratchet, only 6.5" (165 mm) long
- Convenient forward and reverse button

#### BENEFITS

- Ratchets for General Maintenance
- Ideal for tight access applications
- Compact and lightweight

## CP828H ★



### CP828

Same features as CP828H with 3/8" Square Drive

### DURABLE

#### FEATURES

- Durable aluminum alloy design
- Features CP's patented TriSpring anti-slip head design
- Grease fitting on the reverse lever

#### BENEFITS

- General maintenance and excellent durability
- Great power up to 50 ft.lbs (70 Nm)
- General maintenance and excellent durability



## CP7830HQ ★



### CP7830Q

Same features as CP7830HQ with 3/8" square drive

### POWERFUL, COMFORTABLE & DURABLE

#### FEATURES

- Adjustable side exhaust, low noise
- Progressive tease throttle
- Highest torque on the market: 90 ft.lbs (122 Nm)

#### BENEFITS

- Ratchet for General Maintenance applications
- High torque & durable
- Light weight and well balanced tool



See accessories and dimensions on pages 29-31



MODEL	PART NUMBER	DRIVE	FREE SPEED		WORKING TORQUE (FW)		MAX TORQUE (FW)		NET WEIGHT		LENGTH		AIR CONS @FREE SPEED		VIBRATION LEVEL ISO 28927 (M/S2)		SOUND PRESS.	SOUND POWER	AIR INLET
			in.	rpm	ft.lb	Nm	ft.lb	Nm	lb	kg	in.	mm	cfm	l/s	a	k	ISO 15744 - db(a)	in.	
CP7830HQ	894 107 8308	1/2	190	10-90	13-122	90	122	2.7	1.2	12	305	21.0	8.7	4.1	1.4	85	96	1/4	
CP7830Q	894 107 8306	3/8	190	10-90	13-122	90	122	2.7	1.2	12	305	21.0	8.7	4.1	1.4	85	96	1/4	
CP825T	T023190	3/8	200	5-15	7-21	15	21	1.9	0.9	6.5	165	11.0	5.1	3	1.2	87	98	1/4	
CP828	T022708	3/8	150	10-50	13-70	50	70	2.4	1.1	10	254	15.0	7.1	3.2	1.3	97	108	1/4	
CP828H	T022970	1/2	150	10-50	13-70	50	70	2.4	1.1	10	254	15.0	7.1	3.2	1.3	97	108	1/4	

All models: Hose int. 3/8" (10mm) - @90 PSI (@6.3 Bar)

Listed specifications are for reference only. Please check documents in each tool.



# Kits - Accessories

## INCLUDED ACCESSORIES

DESCRIPTION	CP8222/32/42	CP8252	CP8272	CP6060	CP0611	CP6910/20	CP6120
Retainer ring with steel insert	-	-	-	C155472	C134692	-	C134695
Support handle	-	-	-	-	CA048548	205 053 1433	CA048548
Band-Handle	-	-	-	-	C116388	-	C119061
Screw-Allen Cap	-	-	-	-	C064806	-	P073025
Suspension Hook	205 055 6993	205 055 7153	205 055 9893	-	-	894 016 6788	-
Protective Cover	205 053 3633	205 053 3643	205 053 3653	-	-	205 055 4943	-

## OPTIONAL ACCESSORIES

### PERFECT PACK

#### PERFECT PACK CONTENT



ALWAYS GET THE BEST CONDITIONS FOR YOUR APPLICATIONS

- ▶ SUFFICIENT PRESSURE
- ▶ CONSTANT AIRFLOW
- ▶ PROPER COUPLINGS AND NIPPLES
- ▶ CORRECT CONNECTION TO THE TOOL  
(AS RECOMMENDED IN THE OPERATOR MANUAL)
- ▶ BETTER ERGONOMICS

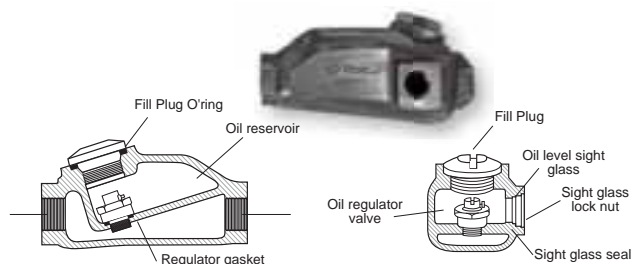
PERFECT PACK PART NUMBER 615 812 0120

ITEM INCLUDED	SPECIFICATIONS	PART NO.
Airflex	1/2" NPT	894 017 1567
Whip 1/2" NPT	1/2" NPT	CA049270
Nipple ISO6150B	11 mm 1/2" Fem	615 810 5870
EF Coupling ISO6150B	11 mm Hose Con. 16 mm	615 810 5480
Effi Max Hose	5/8" (16mm) - 20 m	615 810 9010
Pressure Clamp HD x2	For rubber 22-25 mm	615 811 0050
Nipple ISO6150B	11 mm Hose Con. 16 mm	615 810 6200
EF Coupling ISO6150B	11 mm 1/2" Male	615 810 5100
FRL	2 stages 1/2" NPT	894 016 8517
FRL Stand	For 1/2" metallic FRL	615 812 0450
Oil Bottle	ProtectoLub 120 ml	CA149661
Gloves	XL size	894 015 8619



### INLINE OILERS

MODEL NUMBER	CAPACITY	THREAD SIZE	MAXIMUM WORKING PRESSURE
618 812 0480	30 ml (0.008 gal)	1/4" BSP	34.0 bar (500psi)
615 812 0490	40 ml (0.010 gal)	1/2" BSP	34.0 bar (500psi)
615 812 0500	110 ml (0.029 gal)	3/4" BSP	18.0 bar (260psi)



## OPTIONAL ACCESSORIES



### RETAINER RING WITH STEEL INSERT

One piece retainer made with polyurethane and a steel inserts. Better safety than traditional retainers

SQUARE DRIVE	INSIDE DIAMETER OF RET RING		PART NO.
	in.	mm	
3/4"	1-1/4	31	<b>C155467</b>
3/4"	1-7/16	36	<b>C155468</b>
3/4"	1-5/8	41	<b>C134690</b>
3/4"	1-3/4	44	<b>C134691</b>
3/4"	2	51	<b>C155585</b>
1"	1-3/4	44	<b>C155470</b>
1"	2	51	<b>C155471</b>
1"	2-1/8	54	<b>C155472</b>
1"	2-1/4	57	<b>C134692</b>
1"	2-1/2	63	<b>C155473</b>
1-1/2"	2-7/8	73	<b>C134693</b>
1-1/2"	3-3/8	86	<b>C134694</b>
1-1/2"	3-7/8	98	<b>C134695</b>
1-1/2"	4-3/8	111	<b>C134696</b>

### 1/2" SQUARE DRIVE



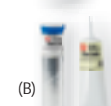
MODEL	DESCRIPTION	PART NO.
<b>CP6500</b>	1/2" square drive with 2" (50mm) extension and friction ring retainer	<b>CA148629</b>

### OIL PROTECTO-LUBE

DESCRIPTION	PART NO.
Oil for cleaning motor parts (0.12L)	<b>CA149661</b>
Oil for cleaning motor parts (0.59L)	<b>CA000046</b>
Oil for air lubrication (3.8L)	<b>P089507</b>



GREASE PNEU-LUBE FOR CLUTCH	PART NO.
Grease gun (A)	<b>C098689</b>
Clutch Grease Cartridge (400g) (B)	<b>894 015 8456</b>
Clutch Grease Tube (100g) Air Tool Oil (C)	<b>894 015 8455</b>




### GLOVES

DESCRIPTION	PART NO.
<b>Impact Gloves: Medium</b>	<b>894 017 1574</b>
<b>Impact Gloves: Large</b>	<b>894 015 8618</b>
<b>Impact Gloves: X Large</b>	<b>894 015 8619</b>
<b>Impact Gloves: XX Large</b>	<b>894 017 1573</b>

### PROTECTIVE COVERS

TOOL	PART NO.
<b>CP724, CP726</b>	<b>CA146522</b>
<b>CP8222-P/-R</b>	<b>205 053 3633</b>
<b>CP8232-QC</b>	<b>205 053 3633</b>
<b>CP8242-P/-R</b>	<b>205 053 3633</b>
<b>CP8252-P/-R</b>	<b>205 053 3643</b>
<b>CP8272-P/-D</b>	<b>205 053 3653</b>
<b>CP828H</b>	<b>CA133961</b>
<b>CP825 (T)</b>	<b>CA140128</b>
<b>CP7830Q (HQ)</b>	<b>CA147993</b>



### MAGNETIC TOOL HOLDER

MODEL	PART NO.
<b>CP9841</b>	<b>894 016 6664</b>

MAXIMUM 5,5 LBS (2.5 KG)

### BALANCERS SELECTION (More balancers p208 & 209)

BALANCER TYPE	MODEL	LOAD RANGE		STROKE		NET WEIGHT		PART NUMBER	CP TOOLS
		LB.	KG	FT	MM	LB.	KG		
Spring retractor	<b>CP9912</b>	2.2-4.4	1.0-2.0	5.2	1,600	1.3	0.6	<b>894 109 9120</b>	<b>CP8222/8242</b>
	<b>CP9913</b>	4.4-6.6	2.0-3.0	5.2	1,600	1.5	0.7	<b>894 109 9130</b>	<b>CP8252</b>
	<b>CP9936</b>	4.4-8.8	2.0-4.0	8.2	2,500	6.4	2.9	<b>894 109 9360</b>	<b>CP8272</b>
Reaction free	<b>CP9956</b>	22-30.9	10-14	6.5	2,000	12.1	5.5	<b>894 109 9560</b>	<b>CP6910/6920</b>
	<b>CP9957</b>	31-39.7	14-18	6.5	2,000	14.3	6.5	<b>894 109 9570</b>	<b>CP6930</b>
	<b>CP9966</b>	77-99	35-45	6.5	2,000	27.3	12.4	<b>894 109 9660</b>	<b>CP6130</b>
	<b>CP9968</b>	121-143	55-75	6.5	2,000	30.0	13.6	<b>894 109 9680</b>	<b>CP6240</b>

Spring retractor



Reaction free





# Spares & Dimensions



## TUNE-UP KITS & REPAIR KITS

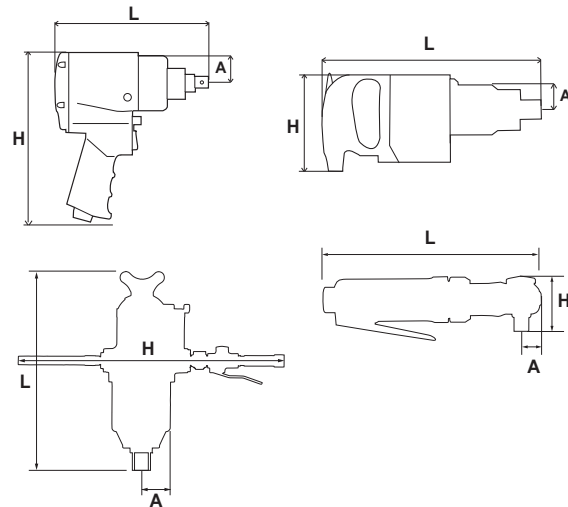
MODEL	TUNE-UP KIT	REPAIR KIT
CP0611 series	205 056 3213	-
CP6060-P15R	205 056 0073	-
CP6060-P15H	205 056 0073	-
CP6070-P15H	205 056 0073	-
CP6120-D35H	615 399 0710	-
CP6120-D35L	615 399 0710	-
CP6130-T70	894 017 1028	-
CP6135-D80	615 398 2790	-
CP6135-D80L	615 398 2790	-
CP6240-T120	894 017 1046	-
CP6300RSR	C157304	C157305
CP6500RSR/RS	894 015 8638	894 015 8640
CP6728/38	615 398 9140	-
CP6748	205 056 2663	-
CP6748EX-P12R	894 017 1687	-
CP6763	894 017 1687	-
CP6768/78EX-P18D	615 398 9420	-
CP6773	894 017 1687	-
CP6773/63-D18D	894 017 3716	-
CP6910-P24/6920-D24	205 052 0693	-

MODEL	TUNE-UP KIT	REPAIR KIT
CP6930D35	205 056 0813	-
CP721	CA118880	-
CP724H	CA155218	CA155310
CP726H	CA155309	CA155311
CP7711	895 028 0068	-
CP7721	894 017 3515	-
CP7830HQ	894 016 2552	894 015 8614
CP7830Q	894 016 2552	894 015 8613
CP8222-P/-R	894 055 7013	205 052 1393
CP8232-QC	894 055 7013	-
CP8242-P/-R	205 055 7013	205 052 1403
CP8252-P/-R	205 055 7163	205 052 1423
CP825T	CA155091	CA155093
CP8272D/P	205 055 7343	-
CP828	CA155086	CA155084
CP828H	CA155086	CA155085
CP9541	C137164	C137478
CP9542	C137164	C137165
CP9561	C137569	CA157719

## DIMENSIONS

### PISTOL GRIP

MODEL	DIMENSIONS					
	L		H		SIDE TO CENTER - A	
	in.	mm	in.	mm	in.	mm
CP0611P ...	10.7	272	10.7	273	1.81	46
CP6060/70-P15	7.6	194	9.8	250	1.46	37
CP6300 RSR	6.0	152	7.7	197	1.26	32
CP6500 RS/RSR	7.0	178	8.1	205	1.26	32
CP6728/CP6738	6.9	175	6.8	172	-	-
CP6748EX-P11R	7.9	200	7.5	190	1.41	36
CP6768EX-P18D	9.8	250	8.3	210	-	-
CP6778EX-P18D	10.0	255	8.3	210	-	-
CP6763/73	8.8	222	9.1	232	1.61	41
CP6763/73-D18D	11.4	290	6.5	165	-	-
CP6910-P24	11.4	290	10.8	275	3.82	97
CP721	6.6	167	6.1	155	0.91	23
CP724/726H	6	152	7.5	190	0.95	24
CP7721/11	6.3	160	3.5	90	1.81	46
CP8222/32/42	7	178	7.3	185	1.18	30
CP8252-P/-R	7.9	200	7.9	200	1.38	35
CP8272-D/-P	9.1	230	8.3	210	1.57	40
CP9541/42	6.6	168	7.2	184	1.18	30
CP9561	8.5	216	9.2	235	1.53	39



### D-HANDLE & T-HANDLE

MODEL	DIMENSIONS					
	L		H		SIDE TO CENTER - A	
	in.	mm	in.	mm	in.	mm
CP0611 ...	12.5	318	6.2	158	1.81	46
CP6110 ...	13.0	330	6.3	160	1.61	44
CP6120 ...	14.8	375	6.5	165	2.12	54
CP6130-T70	19.7	500	33.5	850	3.14	80
CP6135-D80	16.1	409	7.8	198	2.65	68
CP6240-T120	24.1	610	37.4	950	3.54	90
CP6920-D24	14.2	360	7.9	200	3.86	97
CP6930-D35	16.3	415	9.25	235	2.56	65

### RATCHETS

MODEL	DIMENSIONS					
	L		H		SIDE TO CENTER - A	
	in.	mm	in.	mm	in.	mm
CP825T	6.5	165	1.42	36	0.59	15
CP828/H	10	254	1.97	50	0.79	20
CP7830Q/HQ	12	305	1.77	45	0.87	22

# BOLTING

## Impact Sockets



### SET - 1/4" SQUARE DRIVE IMPACT SOCKETS

MODEL	PART NUMBER	TYPE	NO. OF PIECES	DIMENSIONS
<b>METRIC (mm)</b>				
<b>SS2114</b>	894 016 4436	STANDARD	14	4, 4.5, 5, 5.5, 6, 7, 8, 9, 10, 11, 12, 13, 14 & 15 mm
<b>SS2114D</b>	894 016 4437	DEEP	14	4, 4.5, 5, 5.5, 6, 7, 8, 9, 10, 11, 12, 13, 14 & 15 mm
<b>SS2112G</b>	894 016 4439	MAGNETIC	12	5, 5.5, 6, 7, 8, 9, 10, 11, 12, 13, 14 & 15 mm
<b>SS2112DG</b>	894 016 4440	DEEP MAGNETIC	12	5, 5.5, 6, 7, 8, 9, 10, 11, 12, 13, 14 & 15 mm
<b>SAE (in)</b>				
<b>SS2010</b>	894 016 4441	STANDARD	10	3/16", 7/32", 1/4", 9/32", 5/16", 11/32", 3/8", 7/16", 1/2" & 9/16"
<b>SS2010E</b>	894 016 4442	DEEP	10	3/16", 7/32", 1/4", 9/32", 5/16", 11/32", 3/8", 7/16", 1/2" & 9/16"
<b>SS206U</b>	894 016 4443	UNIVERSAL	6	1/4", 5/16", 3/8", 7/16", 1/2" & 9/16"
<b>SS209G</b>	894 016 4444	MAGNETIC	9	3/16", 7/32", 1/4", 9/32", 5/16", 11/32", 3/8", 7/16" & 1/2"
<b>SS209DG</b>	894 016 4445	DEEP MAGNETIC	9	3/16", 7/32", 1/4", 9/32", 5/16", 11/32", 3/8", 7/16" & 1/2"

### SET - 3/8" SQUARE DRIVE IMPACT SOCKETS

MODEL	PART NUMBER	TYPE	NO. OF PIECES	DIMENSIONS
<b>METRIC (mm)</b>				
<b>SS3113</b>	894 016 4446	STANDARD	13	7, 8, 9, 10, 11, 12, 13, 14, 15, 16, 17, 18 & 19 mm
<b>SS3113D</b>	894 016 4447	DEEP	13	7, 8, 9, 10, 11, 12, 13, 14, 15, 16, 17, 18 & 19 mm
<b>SS3110U</b>	894 016 4448	UNIVERSAL	10	10, 11, 12, 13, 14, 15, 16, 17, 18 & 19 mm
<b>SS3110DU</b>	894 016 4449	DEEP UNIVERSAL	10	10, 11, 12, 13, 14, 15, 16, 17, 18 & 19mm
<b>SS3113G</b>	894 016 4450	MAGNETIC	13	7, 8, 9, 10, 11, 12, 13, 14, 15, 16, 17, 18 & 19 mm
<b>SS3113DG</b>	894 016 4451	DEEP MAGNETIC	13	7, 8, 9, 10, 11, 12, 13, 14, 15, 16, 17, 18 & 19 mm
<b>SAE (in)</b>				
<b>SS3012</b>	894 016 4452	STANDARD	12	5/16", 3/8", 7/16", 1/2", 9/16", 5/8", 11/16", 3/4", 13/16", 7/8", 15/16" & 1"
<b>SS3012D</b>	894 016 4453	DEEP	12	5/16", 3/8", 7/16", 1/2", 9/16", 5/8", 11/16", 3/4", 13/16", 7/8", 15/16" & 1"
<b>SS3012U</b>	894 016 4454	UNIVERSAL	12	5/16", 3/8", 7/16", 1/2", 9/16", 5/8", 11/16", 3/4", 13/16", 7/8", 15/16" & 1"
<b>SS3012DU</b>	894 016 4455	DEEP UNIVERSAL	12	5/16", 3/8", 7/16", 1/2", 9/16", 5/8", 11/16", 3/4", 13/16", 7/8", 15/16" & 1"
<b>SS309G</b>	894 016 4456	MAGNETIC	9	1/4", 5/16", 3/8", 7/16", 1/2", 9/16", 5/8", 11/16" & 3/4"
<b>SS309DG</b>	894 016 4457	DEEP MAGNETIC	9	1/4", 5/16", 3/8", 7/16", 1/2", 9/16", 5/8", 11/16" & 3/4"



### SET - 1/2" SQUARE DRIVE IMPACT SOCKETS

MODEL	PART NUMBER	TYPE	NO. OF PIECES	DIMENSIONS
<b>METRIC (mm)</b>				
<b>SS4114</b>	894 016 4458	STANDARD	14	10, 11, 12, 13, 14, 15, 16, 17, 18, 19, 21, 22, 26 & 27 mm
<b>SS4114D</b>	894 016 4459	DEEP	14	10, 11, 12, 13, 14, 15, 16, 17, 18, 19, 21, 22, 26 & 27 mm
<b>SS4113U</b>	894 016 4460	UNIVERSAL	13	12, 13, 14, 15, 16, 17, 18, 19, 20, 21, 22, 23 & 24 mm
<b>SS4113DU</b>	894 016 4461	DEEP UNIVERSAL	13	12, 13, 14, 15, 16, 17, 18, 19, 20, 21, 22, 23 & 24 mm
<b>SS4112G</b>	894 016 4462	MAGNETIC	12	10, 11, 12, 13, 14, 15, 16, 17, 18, 19, 20 & 21 mm
<b>SS4112DG</b>	894 016 4463	DEEP MAGNETIC	12	10, 11, 12, 13, 14, 15, 16, 17, 18, 19, 20 & 21 mm
<b>SS413DTW</b>	894 016 6760	THIN WALL	3	17, 19 & 21 mm
<b>SS413WP</b>	894 016 4464	THIN WALL WHEEL PROT.	3	17, 19 & 21 mm
<b>SS414WP</b>	894 016 8375	THIN WALL WHEEL PROT.	4	17, 19, 21 & 22 mm
<b>SS435B</b>	894 016 8376	TORQUE LTD EXT BAR	5	100, 110, 120, 135 & 150 Nm
<b>SAE (in)</b>				
<b>SS4013</b>	894 016 4465	STANDARD	13	7/16", 1/2", 9/16, 5/8", 11/16", 3/4", 13/16", 7/8", 15/16", 1", 1-1/16", 1-1/8" & 1-1/4"
<b>SS4013D</b>	894 016 4466	DEEP	13	7/16", 1/2", 9/16, 5/8", 11/16", 3/4", 13/16", 7/8", 15/16", 1", 1-1/16", 1-1/8" & 1-1/4"
<b>SS4014U</b>	894 016 4467	UNIVERSAL	14	7/16", 1/2", 9/16, 5/8", 11/16", 3/4", 13/16", 7/8", 15/16", 1", 1-1/16", 1-1/8", 1-3/16" & 1-1/4"
<b>SS4014DU</b>	894 016 4468	DEEP UNIVERSAL	14	7/16", 1/2", 9/16, 5/8", 11/16", 3/4", 13/16", 7/8", 15/16", 1", 1-1/16", 1-1/8", 1-3/16" & 1-1/4"
<b>SS4011G</b>	894 016 4469	MAGNETIC	11	3/8", 7/16", 1/2", 9/16, 5/8", 11/16", 3/4", 13/16", 7/8", 15/16" & 1"
<b>SS4011DG</b>	894 016 4470	DEEP MAGNETIC	11	3/8", 7/16", 1/2", 9/16, 5/8", 11/16", 3/4", 13/16", 7/8", 15/16" & 1"
<b>METRIC (mm) &amp; SAE (in)</b>				
<b>SS4211WP</b>	894 016 4471	THIN WALL WHEEL PROT.	11	3/4", 13/16", 7/8", 15/16", 1", 1-1/16" - 17, 19, 21, 22, 23 mm DP 7/16", 1/2", 9/16", 5/8", 11/16", 3/4", 13/16", 7/8", 15/16", 1", 1-1/16", 1-1/8", 1-1/4" - DP 10, 11, 12, 13, 14, 15, 16, 17, 18, 19, 21, 22, 26, 27 mm, DP 3/4"x13/16, Flip DP 19x21 mm)
<b>SS4229D</b>	894 016 6940	WHEEL SERVICE	29	







## SET - 1/2" SQUARE DRIVE FLIP SOCKETS

MODEL	PART NUMBER	TYPE	NO. OF PIECES	DIMENSIONS
<b>SS422FTW</b>	<b>894 016 9701</b>	FLIP SOCKET DEEP THIN WALL	2	3/4" x 13/16", 19mm x 21mm
<b>SS422FD</b>	<b>894 016 9702</b>	FLIP SOCKET DEEP	2	3/4" x 13/16", 19mm x 21mm

## SET - 3/4" SQUARE DRIVE IMPACT SOCKETS

MODEL	PART NUMBER	TYPE	NO. OF PIECES	DIMENSIONS
<b>METRIC (mm)</b>				
<b>SS618</b>	<b>894 016 4472</b>	STANDARD	8	26, 27, 29, 30, 32, 35, 36 & 38 mm
<b>SS618D</b>	<b>894 016 4473</b>	DEEP	8	26, 27, 29, 30, 32, 35, 36 & 38 mm
<b>SS6111DWS</b>	<b>894 016 7072</b>	WHEEL SERVICE	11	Square: 17, 19, 21mm - Deep: 27, 30, 32, 33, 35, 36, 38 & 41 mm
<b>SAE (in)</b>				
<b>SS6008D</b>	<b>894 016 7073</b>	DEEP	8	1", 1-1/16", 1-1/8", 1-1/4", 1-5/16", 1-3/8", 1-7/16" & 1-1/2"
<b>SS6014D</b>	<b>894 016 4475</b>	DEEP	14	3/4", 13/16", 7/8", 15/16", 1", 1-1/16", 1-1/8", 1-3/16", 1-1/4", 1-5/16", 1-3/8", 1-7/16", 1-1/2" & 1-5/8"
<b>SS6014</b>	<b>894 016 4474</b>	STANDARD	14	3/4", 13/16", 7/8", 15/16", 1", 1-1/16", 1-1/8", 1-3/16", 1-1/4", 1-5/16", 1-3/8", 1-7/16", 1-1/2" & 1-5/8"



## SET - 1" SQUARE DRIVE IMPACT SOCKETS

MODEL	PART NUMBER	TYPE	NO. OF PIECES	DIMENSIONS
<b>METRIC (mm)</b>				
<b>SS818</b>	<b>894 016 4476</b>	STANDARD	8	27, 30, 32, 33, 35, 36, 38 & 41 mm
<b>SS814D</b>	<b>894 016 6016</b>	DEEP	4	27, 32, 33 & 36 mm
<b>SS818D</b>	<b>894 016 4477</b>	DEEP	8	27, 30, 32, 33, 35, 36, 38 & 41 mm
<b>SS8107WS</b>	<b>894 016 7877</b>	WHEEL SERVICE	7	5 deep: 27, 33, 35, 36, 41mm / 2 sq: 17, 21 mm
<b>SAE (in)</b>				
<b>SS808</b>	<b>894 016 4478</b>	STANDARD	8	7/8", 15/16", 1", 1-1/16", 1-1/8", 1-3/16", 1-1/4" & 1-1/2"
<b>SS808D</b>	<b>894 016 4479</b>	DEEP	8	7/8", 15/16", 1", 1-1/16", 1-1/8", 1-3/16", 1-1/4" & 1-1/2"
<b>METRIC (mm) &amp; SAE (in)</b>				
<b>SS8208WS</b>	<b>894 016 7876</b>	WHEEL SERVICE	8	3 std (7/8", 1", 33mm); 3 deep (1-1/16", 1-1/8", 1-1/4"); 13/16" sq; 1-1/2" controlled depth
<b>SS8205WS</b>	<b>894 016 6943</b>	WHEEL SERVICE	5	DP 33mm, 1-1/2", TW 1-1/8", 1-1/4", Sq 13/16"
<b>SS8210HDW</b>	<b>894 016 6939</b>	WHEEL SERVICE	10	DP 33 mm, 1", 1-3/16", 1-3/4" TW, DP 1-1/16", 1-1/8", 1-1/4", Ctrlrd DP 1-1/2", Sq 13/16" & 15/16"



## 1-1/2" IMPACT SOCKETS - SINGLE PIECES

MODEL	DESCRIPTION	PART NO.
<b>S1041M</b>	1-1/2" DR STD Impact Socket 41mm	<b>894 016 9348</b>
<b>S1046M</b>	1-1/2" DR STD Impact Socket 46mm	<b>894 016 9349</b>
<b>S1050M</b>	1-1/2" DR STD Impact Socket 50mm	<b>894 016 9350</b>
<b>S1055M</b>	1-1/2" DR STD Impact Socket 55mm	<b>894 016 9351</b>
<b>S1060M</b>	1-1/2" DR STD Impact Socket 60mm	<b>894 016 9352</b>
<b>S1065M</b>	1-1/2" DR STD Impact Socket 65mm	<b>894 016 9353</b>
<b>S1070M</b>	1-1/2" DR STD Impact Socket 70mm	<b>894 016 9354</b>
<b>S1075M</b>	1-1/2" DR STD Impact Socket 75mm	<b>894 016 9355</b>
<b>S1080M</b>	1-1/2" DR STD Impact Socket 80mm	<b>894 016 9356</b>
<b>S1085M</b>	1-1/2" DR STD Impact Socket 85mm	<b>894 016 9357</b>
<b>S1090M</b>	1-1/2" DR STD Impact Socket 90mm	<b>894 016 9358</b>
<b>S1080MD</b>	1-1/2" DR Deep Impact Socket 80mm	<b>894 016 9359</b>

SAFETY  
FIRST!

RETAINING RING WITH STEEL INSERT GUARANTEES SOCKET RETENTION TO THE ANVIL. CHECK RETAINING RING SIZES FOR 3/4", 1", AND 1-1/2" ANVILS ON PAGE 30

# Ergoseat

CP87029



## HIGH ERGONOMY

- Balancer -> no need to hold the tool
- 2x45° = 90° arm rotation

## ROBUST

- Strong steel tube
- Industrial Filter Regulator Lubricator
- Stable with 2 Large rear wheels



## EASY TO MOVE

- 360° front wheels
- Lightweight : 35kg / 77lbs

## COMFORT

- Disc seat for multi position sitting
- Hook for tool parking position

## EASY TO USE

- Socket support
- Hose support on the back
- Can be use between 2 buses

CP Ergoseat can be used either with Blue Tork or with CP air impact wrenches such as CP6910, CP6920 or CP6930 models for example.



MODEL	PART NUMBER	WIDTH		LENGTH		HEIGHT		WEIGHT		TREADSIZE	THREAD TYPE
		mm	in.	mm	in.	mm	in.	kg	lb	in.	
CP87029	894 108 7029	510	20	1020	40.15	1950	76.77	35	77.16	3/4	NPT

# NUTRUNNERS



The most reliable and ergonomic solution for heavy machinery, railway, oil and gas, and construction tightening applications

## TOOL SELECTION

---

- 1 - Reaction bar type
- 2 - Rotating direction
- 3 - Number of Torque presets for BlueTork
- 4 - Torque value defined with ATC pack for CP66.

CP7600xB



CP7600C

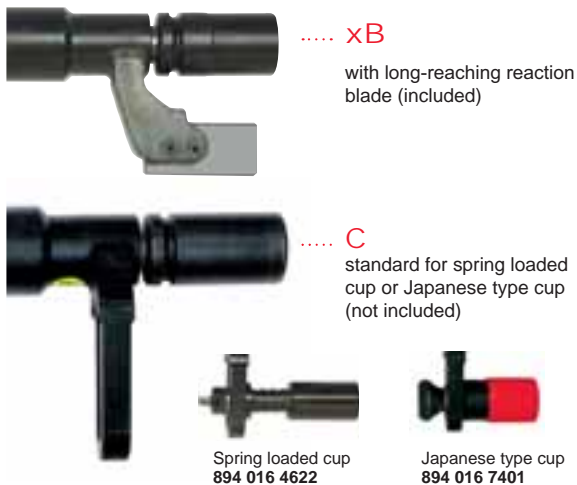


CP66xx



# BLUETORK NUTRUNNERS


## 1 Choose reaction bar type



## 2 Select either Forward or Fwd/Rev tool



## 3 Select number of preset torques needed



## CP7600xB

1"



### CP7600C

Same features as CP7600xB but short version and CUPS reaction bar in option

THE MOST ERGONOMIC & EFFICIENT SOLUTION FOR TRUCKS AND BUSES WHEEL MAINTENANCE

#### FEATURES

- Air Shut-off clutch at preset torque
- Integrated reaction bar standard with blade
- Low noise level: 79 dB(A)

#### BENEFITS

- Selection Up to 4 calibrated tightening Torque
- Accurate torque (+/-5%)
- Increased operator comfort for greater productivity



CUPS (TO BE ORDERED WITH THE CP7600C)

#### ACCESSORIES



DESCRIPTION	PART NUMBER	DESCRIPTION	PART NUMBER
Protective cover 1P - Black	894 016 4648	Impact Gloves: Medium	894 017 1574
Protective cover 1P - Blue	894 016 4649	Impact Gloves: Large	894 015 8618
Protective cover 4P - Black	894 016 4650	Impact Gloves: X Large	894 015 8619
Protective cover 4P - Blue	894 016 4651	Impact Gloves: XX Large	894 017 1573
DESCRIPTION	PART NUMBER	DESCRIPTION	PART NUMBER
Suspension yoke Reversible	894 016 6654	Suspension yoke Non reversible	894 016 6659

MODEL	SQUARE DRIVE	SHUT-OFF TORQUE RANGE				FREE SPEED	MAX. AIR CONSUMPTION		AIR INLET
		Min		Max			cfm	l/s	
	in.	ft.lb	Nm	ft.lb	Nm	rpm			
All CP7600	1	330	450	665	900	100	40	19	3/8"

MODEL	PART NUMBER	REACTION BAR TYPE	REVERSIBILITY	TORQUE PRESETS	OVERALL LENGTH		NET WEIGHT	
					in.	mm	lb	kg
CP7600xB	894 107 6010	xB reaction bar	Non Reversible	1	12.9	328	13.2	6.0
CP7600xB-R	894 107 6011	xB reaction bar	Reversible	1	13.6	345	14.6	6.6
CP7600xB-R4P	894 107 6015	xB reaction bar	Reversible	4	15.0	380	15.2	6.9
CP7600C-R	894 107 6031	C reaction bar	Reversible	1	13.6	345	16.3	7.4
CP7600C-R4P	894 107 6035	C reaction bar	Reversible	4	15.0	380	17.0	7.7

## The CP6613/26/41 Series

THE MOST ROBUST PNEUMATIC NUTRUNNER IN ITS CLASS



A handy tool for flange-related and other bolting applications in the oil & gas, power generation, and wind energy segments. The CP66 nutrunner series will also be a valuable asset for remanufacturing, maintenance, repair and overhaul operations in the mining, off-road and heavy-truck segments.

### ROBUST

- Replaceable protective cover with integrated bumper
- Reliable gearbox : 13000 cycles before maintenance
- Vane type high performance air motor same as industrial impact wrench

### ERGONOMIC

- Special Chicago Pneumatic design grip
- Lightweight
- Swiveling handle
- One-finger reverse mode



### ACCURATE

- Capable of reaching high torque accuracy
- With ATC Pack:
  - Precise air pressure adjustment with digital gauge
  - Pressure drop checking for torque validation

### VERSATILE

- Continuous rotation for any heavy duty fastening
- Effortless access to the tightening point with one of the smallest gearboxes in this tool category

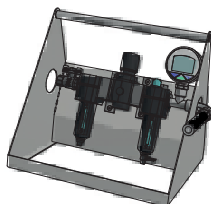


### STRONG LIGHT WEIGHT REACTION ARM

- Weldom700 material
- Less strain on operator
- Different arm types and shapes available

### AIR TORQUE CONTROL (ATC) FRL PACK

Great accuracy with a fine pressure adjustment



Combine the CP66 nutrunners with the most ergonomic air supply solution, for high torque tightening and pressure drop display

- #### INDUSTRIAL FRL
- 50 l/s max air flow
  - Automatic drain valve water
  - Metallic bowls material

- #### DIGITAL GAUGE
- Extremely precise pressure set up
  - Pressure drop display
  - Ergonomic display

- #### ROBUST
- Strong metallic FRL portable stand
  - Industrial calibrated digital gauge

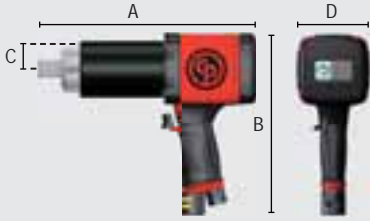
MODEL	PART NUMBER	SQUARE DRIVE		BOLT SIZE		FREE SPEED AT 6.3 BARS	MINIMUM TORQUE AT 1.5 BAR		MAX TORQUE AT 6.3 BARS		AIR CONS. @ LOAD		TOOL WEIGHT WITHOUT REACTION ARM		TOOL WEIGHT WITH REACTION ARM		SOUND PRESSURE	AIR INLET THREAD (NPT)	VIBRATION
		in.	mm	in.	mm	rpm	ft.-lbs.	Nm	ft.-lbs.	Nm	cfm	l/s	lbs.	kg	lbs.	kg	dB(A)	in.	m/s <sup>2</sup>
CP6613 + ATC PACK	615 180 0120	3/4"	20-27	3/4-1-1/16	20	236	320	960	1300	48	23	8.3	3.8	9.7	4.4	101	3/8	<2.5	
CP6613 tool only	615 180 0090																		
CP6626 + ATC PACK	615 180 0130	1"	20-36	3/4-1-3/8	10	520	700	1900	2600	48	23	11.2	5.1	12.5	5.7	101	3/8	<2.5	
CP6626 tool only	615 180 0100																		
CP6641 + ATC PACK	615 180 0140	1"	30-45	1-3/16-1-3/4	10	738	1000	3100	4100	65	31	19.4	8.8	21.8	9.9	101	3/8	<2.5	
CP6641 tool only	615 180 0110																		

Hose int. 5/8" (9.5mm) for CP66 series. Air pressure range from 21.7 PSI (1.5 Bar) to 90 PSI (6.3 Bars)  
For all models: declared noise and vibration emissions according to ISO 28927-2 and ISO 15744.

Listed specifications are for reference only. Please check documents in each tool.

# STALL NUTRUNNERS

## DIMENSIONS



MODEL	A		B		C		D	
	in.	mm	in.	mm	in.	mm	in.	mm
CP6613	10	254	8.34	212	1.26	32	2.83	72
CP6626	11.81	300	8.34	212	1.34	34	2.83	72
CP6641	14.21	361	8.97	228	1.57	40	3.94	100

## CP66 SERIES SPECIFIC ACCESSORIES

MODEL	S TYPE REACTION ARM
CP6613	615 813 1800
CP6626	615 813 1810
CP6641	615 813 1820



MODEL	SQUARE BRACKET
CP6613	615 813 1890
CP6626	615 813 1900
CP6641	615 813 1910



MODEL	STEEL SPACE BAR
CP6613	615 813 1830
CP6626	615 813 1840
CP6641	615 813 1850



MODEL	SUSPENSION YOKE
CP6613	615 813 1770
CP6626	615 813 1780
CP6641	615 813 1790



MODEL	SLIDING-DRIVE
CP6613	615 813 1860
CP6626	615 813 1870
CP6641	615 813 1880



## ACCESSORIES SELECTION



### AIR TORQUE CONTROL FRL PACK

This pack can also be ordered directly with the tool, using the "Tool + ATC FRL Pack" part number

MODEL	PART #	DESCRIPTION
ATC FRL Pack	615 813 2090	Contains: FRL + digital gauge / 3-meter hose / Coupling
FRL + digital gauge only	615 813 2110	It is recommended to use the FRL and digital gauge with the 3-meter hose, to ensure the gauge accuracy

### CP EFFI MAX 3-METER HOSE CP EFFI is a premium line of rubber hoses

PART #	HOSE LENGTH		HOSE DIAM. (ID/OD)		AIR FLOW		MAX WORKING PRESSURE	
	FT	M	IN. ID	MM	CFM	L/SEC	BAR	PSI
615 813 2080	9.8	3	3/8	16x22.5	91.1	43	16	232

Same as the hose provided in the Air Torque Control FRL Pack

### CP EFFI MAX HOSE WHIP

PART # NPT	PART # BSP	HOSE DIAM.		THREAD SIZE	HOSE LENGTH	
		IN.	MM	IN.	FT	M
CA047271	615 811 2640	1/2	13	3/8	2.0	0.6



### CP AIR FLEX 360° swivel

PART # NPT	PART # BSP	THREAD SIZE	MAX. FLOW	
		IN.	CFM	L/SEC
894 017 1571	894 017 1570	3/8	74	35



## BALANCERS

CORRESP. TOOL	BALANCER MODEL	PART #	LOAD RANGE		STROKE		NET WEIGHT	
			LB.	KG	FT	M	LB.	KG
CP6613	CP9937	894 109 9370	8.8-13.2	4.0-6.0	8.2	2.5	7.1	3.2
CP6626	CP9938	894 109 9380	13.2-17.6	6.0-8.0	8.2	2.5	7.7	3.5
CP6641	CP9939	894 109 9390	17.6-22.0	8.0-10	8.2	2.5	8.2	3.7



## SERVICE

MODEL	MOTOR SERVICE KIT PART #	HOUSING SERVICE KIT PART #
CP6613	615 399 3810	615 399 3590
CP6626	615 399 3820	615 399 3600
CP6641	615 399 3830	615 399 3610



See accessories and dimensions on pages 196 and following

# HYDRAULIC BOLTING



▶ TITAN T-Series hydraulic torque wrenches are designed to be stronger and longer-lasting than any other similar products on the market.



▶ The LP Series offers a low nose and flat design for extremely tight application accessibility without sacrificing power.

## HOW TO SELECT YOUR HYDRAULIC BOLTING TOOL?

### STEP 1 AND 2

#### Torque

▶ Select the power head cylinder or T tool depending on torque required.



#### Application

▶ Select the right link depending on the power head cylinder chosen and the hexagonal bolt size required.



### STEP 3

#### Pump

▶ Select the right pump depending on the torque required and the frequency of use.



### STEP 4

#### Hose / Accessories

▶ Select the hose length and accessories depending on the application.







## T SERIES: Square drive hydraulic torque wrenches

Your industrial bolting applications require a hydraulic torque wrench that's powerful enough to consistently deliver accurate performance, even under the toughest conditions. TITAN T-Series hydraulic torque wrenches are designed to be stronger and longer-lasting than any other similar product on the market.

The Titan T-Series torque wrenches are powerful, accurate, durable, and efficient. Every Titan hydraulic torque wrench is cycle tested under load and then calibrated. Each hydraulic torque wrench has a calibration certificate with traceability to N.I.S.T. All testing equipment includes a calibration by NVLAP Accredited Calibration Laboratory.

### The T Series Benefits


- Multi Axis Tru-Swivel
- 360° Rotating reaction arm
- Excellent power to weight ratio
- Corrosion resistance

#### PATENTED MULTI AXIS THRU-SWIVEL

- Allows greater hose mobility
- Greater range of hose position
- Prevent hose kinking

#### 360° ROTATING REACTION ARM

- Multi-axis design
- Ease of motion



#### VERSATILE SQUARE DRIVE

- Quick change system
- 3 square drive sizes available

#### CORROSION RESISTANCE

- Hard coat anodized finish



### T series

SUPERIOR BOLTING  
SOLUTIONS  
ROBUST, POWERFUL  
AND ACCURATE

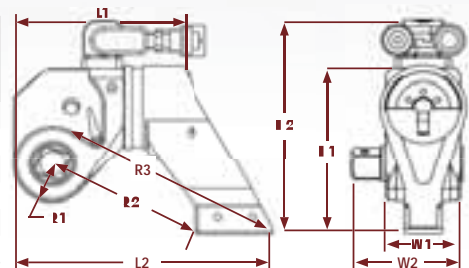


### FEATURES

- Certified torque accuracy of +/-3%
- Robust ratchet mechanism assures High repeatability
- Crafted from the highest quality aircraft-grade materials for ultimate strength and durability (AQ Grade 7075-T6 Light Alloy)
- Hard coat anodized finish
- Titan Piston system eliminates piston and cylinder damage due to over-stroke
- Hard coat anodized finish
- Unique single-piece drive pawl design for ultimate accuracy and longevity
- Components manufactured to ISO 9001/AS9100C:2009 standards

### T Series Dimensions

MODEL	DIMENSIONS																	
	L1		L2		H1		H2		R1		R2		R3		W1		W2	
	in	mm	in	mm	in	mm	in	mm	in	mm	in	mm	in	mm	in	mm	in	mm
T1	4,79	121,7	7,02	178,3	4,39	111,5	5,83	148,1	1,03	26,2	4,41	112	6,26	159	2,04	51,8	2,95	74,9
T3	6,24	158,5	9,26	235,2	5,95	151,1	7,44	189	1,37	34,8	5,77	146,6	8,26	209,8	2,63	66,8	3,89	98,8
T5	7,45	189,2	11,15	283,2	7,07	179,6	8,81	223,8	1,65	41,9	6,82	173,2	9,92	252	3,15	80	4,97	126,2
T8	8,36	212,3	12,58	319,5	8,08	205,2	9,82	249,4	1,87	47,5	7,72	196,1	11,19	284,2	3,58	90,9	5,4	137,2
T10	9,17	232,9	13,89	352,8	8,97	227,8	10,71	272	2,05	52,1	8,62	218,9	12,39	314,7	3,95	100,3	5,84	148,3
T25	12,52	318	18,57	471,7	11,95	303,5	13,69	347,7	2,77	70,4	11,4	291,1	16,52	419,6	5,25	133,4	7,85	199,4



MODEL	PART NUMBER	SQUARE DRIVE	OPTIONAL SQUARE DRIVE SIZES	TORQUE		WEIGHT (INCL REACTION ARM)		ACCURACY	RANGE OPTIONAL HEX DRIVES SIZES	
				ft.lb.	Nm	lbs	kg		in	mm
				min - max	min - max					
T1	615 155 0010	3/4"	1/2 & 1	197 - 1304	267 - 1767	5	2.27	± 3%	3/8 - 1	9 - 26
T3	615 155 0020	1"	3/4 & 1 1/2	468 - 2971	635 - 4026	10	4.54	± 3%	5/8 - 1 1/4	16 - 32
T5	615 155 0030	1 1/2"	1 & 2 1/2	816 - 5300	1107 - 7182	17	7.71	± 3%	1 - 1 1/2	26 - 38
T8	615 155 0040	1 1/2"	1 & 2 1/2	1168 - 7818	1584 - 10593	25	11.34	± 3%	1 1/8 - 1 3/4	28 - 45
T10	615 155 0050	1 1/2"	1 & 2 1/2	1662 - 10368	2254 - 14049	30	13.61	± 3%	1 1/4 - 2	32 - 51
T25	615 155 0060	2 1/2"	1 1/2 & 3 1/2	3726 - 22264	5052 - 30168	70	31.75	± 3%	1 5/8 - 2 1/4	41 - 57

# LP SERIES



## LP series

SUPERIOR BOLTING SOLUTIONS  
LOW PROFILE,  
VERSATILE AND  
POWERFUL



### FEATURES

- Certified torque accuracy of +/- 3%
- The Titan WIDE TRACK ratchet tooth design distributes stress evenly, which provides a bigger contact area that deliver the strength to get the job done right every time
- Crafted from the highest quality aircraft-grade material for ultimate strength and durability (Aisi 4340 alloy steel)
- Low nose and flat design for extremely tight application accessibility
- Extremely versatile and light-weight



### LP Series SuperThin® model

Extremely low profile hydraulic wrench, see details on page 43

## LP series: Low Profile Hydraulic Torque Wrenches

For bolting applications that require powerful performance in tight spaces, Titan's LP Series hydraulic torque wrench gets the job done right.

The LP Series Hydraulic Torque Wrench is unique because of the "Wide Track" ratchet tooth design that distributes stress evenly, which provides a bigger contact area that delivers the strength to get the job done right every time. Each hydraulic torque wrench has a calibration certificate with traceability to N.I.S.T. All testing equipment is calibrated by NVLAP Accredited Calibration Laboratory.

### The LP Series Benefits


- Multi Axis Thru-Swivel prevents hose kinking and provides for ease of operation
- Flat design : easy fit on the tightest bolt patterns
- Unique Wide-Track ratchet teeth
- Modular concept

#### FLAT DESIGN

- Easy fit on the tightest bolt patterns
- Sits flat on the application

#### MULTI AXIS THRU-SWIVEL

- Allow hose liberty movement
- Greater range of hose position



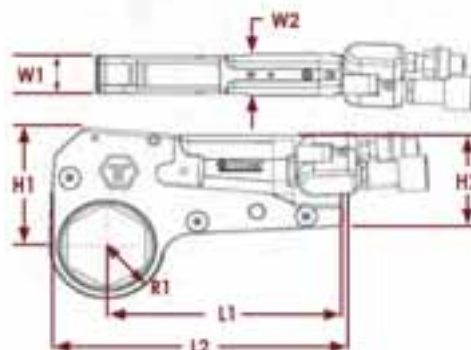
#### UNIQUE WIDE-TRACK RATCHET TEETH

- Multi surface engaged to better handle deflection forces

#### MODULAR CONCEPT

- One cylinder compatible with several links

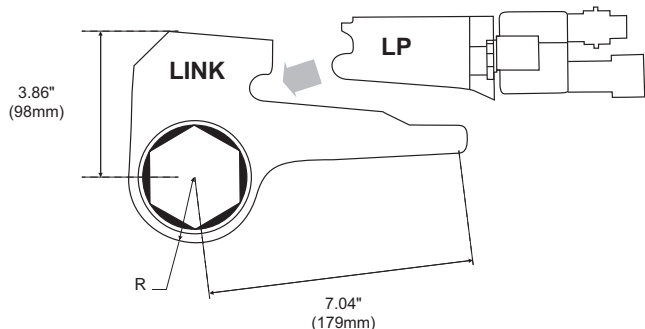
### LP Series and SuperThin® LP Series Dimensions



MODEL	DIMENSIONS											
	L1		L2		H1		H2		W1		W2	
	in	mm	in	mm	in	mm	in	mm	in	mm	in	mm
2LP	7	177,8	8,9	226,1	3,86	98	3,45	87,6	1,25	31,8	1,25	31,8
4LP	8,41	213,6	10,7	271,8	4,77	121,2	3,78	96	1,62	41,1	1,75	44,5
8LP	11,31	287,3	14,27	362,5	6,16	156,5	6,05	153,7	2,1	53,3	2,1	53,3
16LP	14	355,6	17,95	455,9	7,25	184,2	8,5	215,9	2,35	59,7	2,45	62,2
32LP	16	406,4	19,25	489	10,5	266,7	10,9	276,9	2,55	64,8	2,8	71,1
48LP	16	406,4	19,25	489	10,5	266,7	10,9	276,9	2,55	64,8	3,1	78,7
4LPST SuperThin	8,41	213,6	10,7	271,8	4,77	121,2	3,78	96	1	25,4	1,75	44,5

## LP2 Cylinder + 2LP Links Specifications

Torque range:  
268-1826 ft.lbs - 363-2476 Nm



**LP2**

LOW PROFILE WRENCH



LP2 CYLINDER	2LP LINKS				R: RADIUS		TOTAL WEIGHT	
	LINKS PART NUMBER	DESIGNATION	HEX male	HEX in.	mm	in.	lbs	kg
<b>615 155 0180</b> 268-1826 ft.Lbs 363-2476 Nm	615 812 2910	2LP03-12 3/4"	19 mm	3/4"	25,9	1,02	5,6	2,56
	615 812 2920	2LP03-13 13/16"	21 mm	13/16"	25,9	1,02	5,6	2,56
	615 812 2930	2LP03-14 7/8"	22 mm	7/8"	25,9	1,02	5,6	2,56
	615 812 2940	2LP03-15 15/16"	24 mm	15/16"	25,9	1,02	5,6	2,56
	615 812 2950	2LP03-100 1"	25 mm	1"	25,9	1,02	5,6	2,56
	615 812 2960	2LP03-101 1-1/16"	27 mm	1-1/16"	25,9	1,02	5,6	2,56
	615 812 2970	2LP03-102 1-1/8"	29 mm	1-1/8"	25,9	1,02	5,6	2,56
	615 812 2980	2LP04-103 1-3/16"	30 mm	1-3/16"	27,7	1,09	5,9	2,66
	615 812 2990	2LP04-104 1-1/4"	32 mm	1-1/4"	27,7	1,09	5,9	2,66
	615 812 3000	2LP05-105 1-5/16"	33 mm	1-5/16"	30,5	1,2	6,1	2,76
	615 812 3010	2LP05-106 1-3/8"	35 mm	1-3/8"	30,5	1,2	6,1	2,76
	615 812 3020	<b>2LP05-36 mm 1-5/12"</b>	<b>36 mm</b>	<b>1-5/12"</b>	<b>30,5</b>	<b>1,2</b>	<b>6,1</b>	<b>2,76</b>
	615 812 3030	2LP05-107 1-7/16"	37 mm	1-7/16"	30,5	1,2	6,1	2,76
	615 812 3040	2LP06-108 1-1/2"	38 mm	1-1/2"	33	1,3	6,3	2,86
	615 812 3050	2LP06-109 1-9/16"	40 mm	1-9/16"	33	1,3	6,3	2,86
	615 812 8370	<b>2LP06-110 1-5/8"</b>	<b>41 mm</b>	<b>1-5/8"</b>	<b>33</b>	<b>1,3</b>	<b>6,3</b>	<b>2,86</b>
	615 812 3070	2LP06-42 mm	42 mm		33	1,3	6,3	2,86
	615 812 3080	2LP07-111 1-11/16"	43 mm	1-11/16"	35,8	1,41	6,5	2,96
	615 812 3090	2LP07-112 1-3/4"	44 mm	1-3/4"	35,8	1,41	6,5	2,96
	615 812 3100	2LP07-45 mm 1-7/9"	45 mm	1-7/9"	35,8	1,41	6,5	2,96
	615 812 3110	<b>2LP07-113 1-13/16"</b>	<b>46 mm</b>	<b>1-13/16"</b>	<b>35,8</b>	<b>1,41</b>	<b>6,5</b>	<b>2,96</b>
	615 812 3120	2LP08-114 1-7/8"	47 mm	1-7/8"	38,6	1,52	6,7	3,06
	615 812 3130	2LP08-48 mm 1-8/9"	48 mm	1-8/9"	38,6	1,52	6,7	3,06
	615 812 3140	2LP08-115 1-15/16"	49 mm	1-15/16"	38,6	1,52	6,7	3,06
	615 812 3150	2LP08-50 mm 1-31/32"	50 mm	1-31/32"	38,6	1,52	6,7	3,06
	615 812 3160	2LP08-200 2"	51 mm	2"	38,6	1,52	6,7	3,06
	615 812 3170	2LP09-201 2-1/16"	52 mm	2-1/16"	41,4	1,63	7	3,16
	615 812 3180	2LP09-202 2-1/8"	54 mm	2-1/8"	41,4	1,63	7	3,16
	615 812 3190	<b>2LP09-55 mm 2-1/6"</b>	<b>55 mm</b>	<b>2-1/6"</b>	<b>41,4</b>	<b>1,63</b>	<b>7</b>	<b>3,16</b>
	615 812 3200	2LP09-203 2-3/16"	56 mm	2-3/16"	41,4	1,63	7	3,16
	615 812 3210	2LP10-204 2-1/4"	57 mm	2-1/4"	44,2	1,74	7	3,16
	615 812 3220	2LP10-58 mm 2-9/32"	58 mm	2-9/32"	44,2	1,74	7	3,16
615 812 3230	2LP10-205 2-5/16"	59 mm	2-5/16"	44,2	1,74	7	3,16	
615 812 3240	<b>2LP10-206 2-3/8"</b>	<b>60 mm</b>	<b>2-3/8"</b>	<b>44,2</b>	<b>1,74</b>	<b>7</b>	<b>3,16</b>	

# LP SERIES



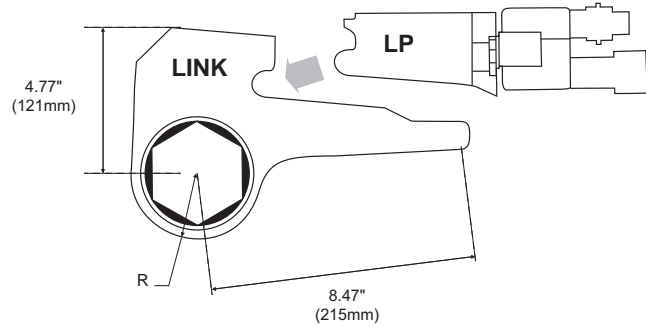
**LP4**

LOW PROFILE WRENCH

## LP4 Cylinder + 4LP Links Specifications

Torque range:

504-3451 ft.lbs - 683-4680 Nm



LP4 CYLINDER	4LP LINKS				R: RADIUS		TOTAL WEIGHT	
	LINKS PART NUMBER	DESIGNATION	HEX male	HEX in.	mm	in.	lbs	kg
<b>615 155 0190</b> 504-3451 ft.lbs 683-4680 Nm	615 812 3250	4LP03-100 1" - 25 mm	25 mm	1"	33,5	1,32	11	5,02
	615 812 3260	4LP03-101 1-1/16" - 27 mm	27 mm	1-1/16"	33,5	1,32	11	5,02
	615 812 3270	4LP03-102 1-1/8" - 29 mm	29 mm	1-1/8"	33,5	1,32	11	5,02
	615 812 3280	4LP03-103 1-3/16" - 30 mm	30 mm	1-3/16"	33,5	1,32	11	5,02
	615 812 3290	4LP03-104 1-1/4" - 32 mm	32 mm	1-1/4"	33,5	1,32	11	5,02
	615 812 3300	4LP03-105 1-5/16" - 33 mm	33 mm	1-5/16"	33,5	1,32	11	5,02
	615 812 3310	4LP03-34 mm 34 mm	34 mm		33,5	1,32	11	5,02
	615 812 3320	4LP03-106 1-3/8" - 35 mm	35 mm	1-3/8"	33,5	1,32	11	5,02
	615 812 3330	4LP03-36 Mm 1-5/12" - 36 mm	36 mm	1-5/12"	33,5	1,32	11	5,02
	615 812 3340	4LP03-107 1-7/16" - 37 mm	37 mm	1-7/16"	33,5	1,32	11	5,02
	615 812 3350	4LP04-108 1-1/2" - 38 mm	38 mm	1-1/2"	36,3	1,43	11,3	5,12
	615 812 3360	4LP04-109 1-9/16" - 40 mm	40 mm	1-9/16"	36,3	1,43	11,3	5,12
	615 812 3370	4LP04-110 1-5/8" - 41 mm	41 mm	1-5/8"	36,3	1,43	11,3	5,12
	615 812 3380	4LP05-42 mm 42 mm	42 mm		39,1	1,54	11,5	5,22
	615 812 3390	4LP05-111 1-11/16" - 43 mm	43 mm	1-11/16"	39,1	1,54	11,5	5,22
	615 812 3400	4LP05-112 1-3/4" - 44 Mm	44 mm	1-3/4"	39,1	1,54	11,5	5,22
	615 812 3410	4LP05-45 mm 1-7/9" - 45 mm	45 mm	1-7/9"	39,1	1,54	11,5	5,22
	615 812 3420	4LP05-113 1-13/16" - 46 mm	46 mm	1-13/16"	39,1	1,54	11,5	5,22
	615 812 3430	4LP06-114 1-7/8" - 47 mm	47 mm	1-7/8"	41,9	1,65	11,7	5,32
	615 812 3440	4LP06-48 mm 1-8/9" - 48 mm	48 mm	1-8/9"	41,9	1,65	11,7	5,32
	615 812 3450	4LP06-115 1-15/16" - 49 Mm	49 mm	1-15/16"	41,9	1,65	11,7	5,32
	615 812 3460	4LP06-50 mm 1-31/32" - 50 mm	50 mm	1-31/32"	41,9	1,65	11,7	5,32
	615 812 3470	4LP06-200 2" - 51 mm	51 mm	2"	41,9	1,65	11,7	5,32
	615 812 3480	4LP07-201 2-1/16" - 52 mm	52 mm	2-1/16"	44,4	1,75	11,9	5,42
	615 812 3490	4LP07-53 mm 53 mm	53 mm		44,4	1,75	11,9	5,42
	615 812 3500	4LP07-202 2-1/8" - 54 mm	54 mm	2-1/8"	44,4	1,75	11,9	5,42
	615 812 3510	4LP07-55 mm 2-1/6" - 55 mm	55 mm	2-1/6"	44,4	1,75	11,9	5,42
	615 812 3520	4LP07-203 2-3/16" - 56 mm	56 mm	2-3/16"	44,4	1,75	11,9	5,42
	615 812 3530	4LP08-204 2-1/4" - 57 Mm	57 mm	2-1/4"	47,2	1,86	12,1	5,52
	615 812 3540	4LP08-58 mm 2-9/32" - 58 mm	58 mm	2-9/32"	47,2	1,86	12,1	5,52
	615 812 3550	4LP08-205 2-5/16" - 59 mm	59 mm	2-5/16"	47,2	1,86	12,1	5,52
	615 812 3560	4LP08-206 2-3/8" - 60 mm	60 mm	2-3/8"	47,2	1,86	12,1	5,52
	615 812 3570	4LP09-207 2-7/16" - 62 mm	62 mm	2-7/16"	50	1,97	12,4	5,62
	615 812 3580	4LP09-208 2-1/2" - 63 mm	63 mm	2-1/2"	50	1,97	12,4	5,62
	615 812 3590	4LP09-64 mm 64 mm	64 mm		50	1,97	12,4	5,62
	615 812 3600	4LP09-209 2-9/16" - 65 mm	65 mm	2-9/16"	50	1,97	12,4	5,62
	615 812 3610	4LP10-210 2-5/8" - 67 mm	67 mm	2-5/8"	52,8	2,08	12,6	5,72
	615 812 3620	4LP10-211 2-11/16" - 68 mm	68 mm	2-11/16"	52,8	2,08	12,6	5,72
	615 812 3630	4LP10-212 2-3/4" - 70 mm	70 mm	2-3/4"	52,8	2,08	12,6	5,72
	615 812 3640	4LP11-213 2-13/16" - 71 mm	71 mm	2-13/16"	55,6	2,19	12,8	5,82
	615 812 3650	4LP11-214 2-7/8" - 73 mm	73 mm	2-7/8"	55,6	2,19	12,8	5,82
	615 812 3660	4LP11-215 2-15/16" - 75 mm	75 mm	2-15/16"	55,6	2,19	12,8	5,82
	615 812 3670	4LP12-300 3" - 76 mm	76 mm	3"	58,6	2,31	13	5,92
	615 812 3680	4LP12-301 3-1/16" - 78 mm	78 mm	3-1/16"	58,6	2,31	13	5,92
	615 812 3690	4LP12-302 3-1/8" - 79 mm	79 mm	3-1/8"	58,6	2,31	13	5,92
615 812 3700	4LP12-80 mm 3-3/20" - 80 mm	80 mm	3-3/20"	58,6	2,31	13	5,92	

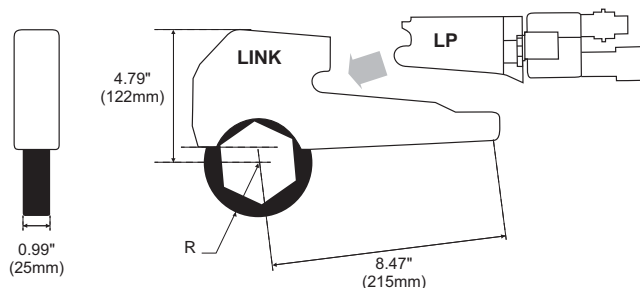
# LP Series SUPERTHIN® LINK

## Extremely Low Profile Hydraulic Wrench

Torque range:  
390-2900 ft.lbs - 530-3950 Nm

### The LP Series SUPERTHIN® Benefits

- **LP Series Modular Concept**, compatible with the LP4 cylinder model
- Fits where others can't: smallest link radius available today
- Extremely versatile
- Accurate: uses concentric straps around the bolt



## 4LPST


SUPERTHIN® LINK

LP4 CYLINDER	ST LINKS				R: RADIUS		TOTAL WEIGHT	
	LINKS PART NUMBER	DESIGNATION	HEX male	HEX in.	mm	in.	lbs	kg
<b>615 155 0190</b> 504-3451 ft.lbs 683-4680 Nm	615 812 8170	ST LINK 4LP-ST-07-113	46 mm	1-13/16"	43,9	1,73	10,2	4,62
	615 812 8180	ST LINK 4LP-ST-07-114	47 mm	1-7/8"	43,9	1,73	10,2	4,62
	615 812 8820	ST LINK 4LP-ST-07	50 mm		43,9	1,73	10,2	4,62
	615 812 8190	ST LINK 4LP-ST-07-200	51 mm	2"	43,9	1,73	10,6	4,82
	615 812 8200	ST LINK 4LP-ST-07-202	54 mm	2-1/8"	43,9	1,73	10,8	4,92
	615 812 8220	ST LINK 4LP-ST-07-M55	55 mm	2-1/6"	43,9	1,73	10,8	4,92
	615 812 8210	ST LINK 4LP-ST-07-203	56 mm	2-3/16"	43,9	1,73	11	5,02
	615 812 8540	ST LINK 4LP-ST-08-206	60 mm	2-3/8"	47,2	1,86	11,2	5,1
	615 812 9730	ST LINK 4LP-ST-09-208	63 mm	2-1/2"				
	615 812 8240	ST LINK 4LP-ST-09-209	65 mm	2-9/16"	49,3	1,94	11,7	5,32
	615 812 8560	ST LINK 4LP-ST-10-212	70 mm	2-3/4"	52,6	2,07	11,8	5,37
	615 812 8260	ST LINK 4LP-ST-11-213	71 mm	2-13/16"	55,1	2,17	11,9	5,42
	615 812 8270	ST LINK 4LP-ST-11-215	75 mm	2-15/16"	55,1	2,17	11,9	5,42
	615 812 8280	ST LINK 4LP-ST-12-302	79 mm	3-1/8"	57,9	2,28	12,1	5,52
	615 812 8290	ST LINK 4LP-ST-12	80 mm	3-3/20"	57,9	2,28	12,1	5,52



Torque from  
390 to 2900 ft.lbs  
(530-3950 Nm)

Max Pressure  
8000 Psi  
(590 Bar)



4LPST

# LP SERIES



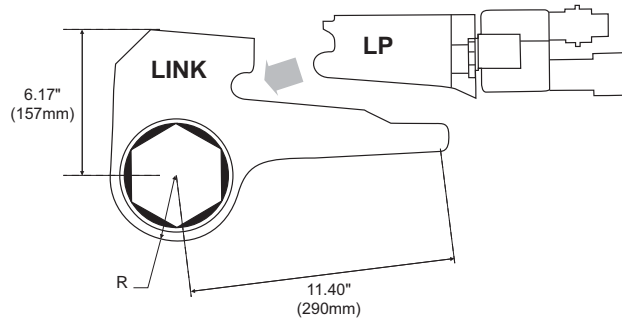
**LP8**

LOW PROFILE WRENCH

## LP8 Cylinder + 8LP Links Specifications

Torque range:

1075-6905 ft.lbs - 1458-9362 Nm



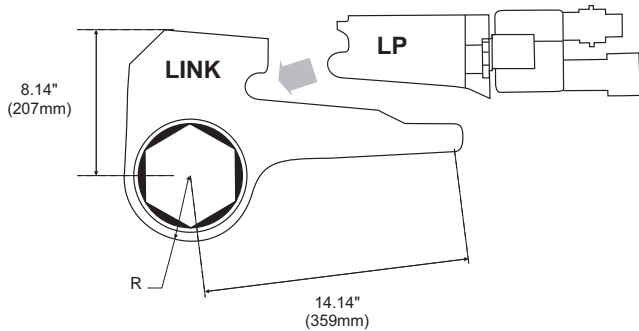
LP8 CYLINDER	8LP LINKS				R: RADIUS		TOTAL WEIGHT	
	LINKS PART NUMBER	DESIGNATION	HEX male	HEX in.	mm	in.	lbs	kg
	615 812 3710	8LP03-113 1-13/16" - 46 mm	46 mm	1-13/16	43,2	1,7	11,4	5,17
	615 812 3720	8LP03-48 mm 48 mm	48 mm	1-8/9'	43,2	1,7	11,4	5,17
	615 812 3730	8LP03-50 mm 1-31/32' - 50 mm	50 mm	1-31/32'	43,2	1,7	11,4	5,17
	615 812 3740	8LP03-200 2' - 51 mm	51 mm	2'	43,2	1,7	11,4	5,17
	615 812 3750	8LP04-201 2-1/16# - 52 mm	52 mm	2-1/16'	46	1,81	11,6	5,27
	615 812 3760	8LP04-53 mm 53 mm	53 mm		46	1,81	11,6	5,27
	615 812 3770	8LP04-202 2-1/8# - 54 mm	54 mm	2-1/8'	46	1,81	11,6	5,27
	615 812 3780	8LP04-55 mm 2-1/16# - 55 mm	55 mm	2-1/16'	46	1,81	11,6	5,27
	615 812 3790	8LP05-203 2-3/16" - 56 mm	56 mm	2-3/16"	48,8	1,92	11,8	5,37
	615 812 3800	8LP05-204 2-1/4" - 57 mm	57 mm	2-1/4"	48,8	1,92	11,8	5,37
	615 812 3810	8LP05-205 2-5/16" - 59 mm	59 mm	2-5/16"	48,8	1,92	11,8	5,37
	615 812 3820	8LP06-206 2-3/8" - 60 mm	60 mm	2-3/8"	51,6	2,03	12	5,47
	615 812 3830	8LP06-207 2-7/16" - 62 mm	62 mm	2-7/16"	51,6	2,03	12	5,47
	615 812 3840	8LP06-208 2-1/2" - 63 mm	63 mm	2-1/2"	51,6	2,03	12	5,47
	615 812 3850	<b>8LP07-209 2-9/16" - 65 mm</b>	<b>65 mm</b>	<b>2-9/16"</b>	<b>54,4</b>	<b>2,14</b>	<b>12,3</b>	<b>5,57</b>
	615 812 3860	8LP07-210 2-5/8" - 67 mm	67 mm	2-5/8"	54,4	2,14	12,3	5,57
	615 812 3870	8LP07-211 2-11/16" - 68 mm	68 mm	2-11/16"	54,4	2,14	12,3	5,57
	615 812 3880	<b>8LP08-212 2-3/4" - 70 mm</b>	<b>70 mm</b>	<b>2-3/4"</b>	<b>57,2</b>	<b>2,25</b>	<b>12,5</b>	<b>5,67</b>
	615 812 3890	8LP08-213 2-13/16" - 71 mm	71 mm	2-13/16"	57,2	2,25	12,5	5,67
	615 812 3900	8LP08-214 2-7/8" - 73 mm	73 mm	2-7/8"	57,2	2,25	12,5	5,67
	615 812 3910	<b>8LP08-215 2-15/16" - 75 mm</b>	<b>75 mm</b>	<b>2-15/16"</b>	<b>57,2</b>	<b>2,25</b>	<b>12,5</b>	<b>5,67</b>
	615 812 3930	8LP09-300 3" - 76 mm	76 mm	3"	60,2	2,37	12,7	5,77
	615 812 3940	8LP09-77 mm 77 mm	77 mm	/	60,2	2,37	12,7	5,77
	615 812 3950	8LP09-301 3-1/16" - 78 mm	78 mm	3-1/16"	60,2	2,37	12,7	5,77
	615 812 3960	8LP09-302 3-1/8" - 79 mm	79 mm	3-1/8"	60,2	2,37	12,7	5,77
	615 812 3970	<b>8LP10-80 mm 3-3/20" - 80 mm</b>	<b>80 mm</b>	<b>3-3/20"</b>	<b>63,5</b>	<b>2,5</b>	<b>12,9</b>	<b>5,87</b>
	615 812 3980	8LP10-303 3-3/16" - 81 mm	81 mm	3-3/16"	63,5	2,5	12,9	5,87
	615 812 3990	8LP10-304 3-1/4" - 83 mm	83 mm	3-1/4"	63,5	2,5	12,9	5,87
	615 812 4000	8LP10-305 3-5/16" - 84 mm	84 mm	3-5/16"	63,5	2,5	12,9	5,87
	615 812 4010	<b>8LP10-85 mm 3-9/26" - 85 mm</b>	<b>85 mm</b>	<b>3-9/26"</b>	<b>63,5</b>	<b>2,5</b>	<b>12,9</b>	<b>5,87</b>
	615 812 4020	8LP10-306 3-3/8" - 86 mm	86 mm	3-3/8"	63,5	2,5	12,9	5,87
	615 812 4030	8LP11-307 3-7/16" - 87 mm	87 mm	3-7/16"	66,3	2,61	13,1	5,97
	615 812 4040	8LP11-308 3-1/2" - 89 mm	89 mm	3-1/2"	66,3	2,61	13,1	5,97
	615 812 4050	<b>8LP12-309 3-9/16" - 90 mm</b>	<b>90 mm</b>	<b>3-9/16"</b>	<b>68,8</b>	<b>2,71</b>	<b>13,4</b>	<b>6,07</b>
	615 812 4060	8LP12-310 3-5/8" - 92 mm	92 mm	3-5/8"	68,8	2,71	13,4	6,07
	615 812 4070	8LP12-311 3-11/16" - 94 mm	94 mm	3-11/16"	68,8	2,71	13,4	6,07
	615 812 4080	<b>8LP13-312 3-3/4" - 95 mm</b>	<b>95 mm</b>	<b>3-3/4"</b>	<b>71,6</b>	<b>2,82</b>	<b>13,6</b>	<b>6,17</b>
	615 812 4090	8LP13-313 3-13/16" - 97 mm	97 mm	3-13/16"	71,6	2,82	13,6	6,17
	615 812 4100	8LP13-314 3-7/8" - 98 mm	98 mm	3-7/8"	71,6	2,82	13,6	6,17
	615 812 4110	8LP14-315 3-15/16" - 100 mm	100 mm	3-15/16"	74,4	2,93	13,8	6,27
	615 812 4120	8LP14-400 4" - 101 mm	101 mm	4"	74,4	2,93	13,8	6,27
	615 812 4130	8LP14-102 mm 102 mm	102 mm	/	74,4	2,93	13,8	6,27
	615 812 4140	8LP14-401 4-1/16" - 103 mm	103 mm	4-1/16"	74,4	2,93	13,8	6,27
	615 812 4150	8LP14-402 4-1/8" - 105 mm	105 mm	4-1/8"	74,4	2,93	13,8	6,27
	615 812 4160	8LP15-403 4-3/16" - 106 mm	106 mm	4-3/16"	85,1	3,35	14,1	6,39
	615 812 4170	8LP15-404 4-1/4" - 108 mm	108 mm	4-1/4"	85,1	3,35	14,1	6,39
	615 812 4180	8LP15-405 4-5/16" - 110 mm	110 mm	4-5/16"	85,1	3,35	14,1	6,39
	615 812 4190	8LP15-406 4-3/8" - 111 mm	111 mm	4-3/8"	85,1	3,35	14,1	6,39
	615 812 4200	8LP15-407 4-7/16" - 113 mm	113 mm	4-7/16"	85,1	3,35	14,1	6,39
	615 812 4210	8LP15-408 4-1/2" - 114 mm	114 mm	4-1/2"	85,1	3,35	14,1	6,39
	615 812 4220	8LP15-115 mm 4-48/91" - 115 mm	115 mm	4-48/91"	85,1	3,35	14,1	6,39

615 155 0200  
1075-6905 ft.lbs  
1458-9362 Nm

## LP16 Cylinder + 16LP Links Specifications

Torque range:

2360-14729 ft.lbs - 3200-19970 Nm



**LP16**

LOW PROFILE WRENCH

LP16 CYLINDER	16LP LINKS				R: RADIUS		TOTAL WEIGHT	
	LINKS PART NUMBER	DESIGNATION	HEX male	HEX in.	mm	in.	lbs	kg
<b>615 155 0210</b> 2360-14729 ft.lbs 3200-19970 Nm	615 812 4230	16LP02-206 2-3/8" - 60 mm	60 mm	2-3/8"	63	2,48	35,1	15,94
	615 812 4240	16LP02-208 2-1/2" - 63 mm	63 mm	2-1/2"	63	2,48	35,1	15,94
	615 812 4250	16LP02-209 2-9/16" - 65 mm	65 mm	2-9/16"	63	2,48	35,1	15,94
	615 812 4260	16LP02-210 2-5/8" - 67 mm	67 mm	2-5/8"	63	2,48	35,1	15,94
	615 812 4270	16LP02-211 2-11/16" - 68 mm	68 mm	2-11/16"	63	2,48	35,1	15,94
	615 812 4280	16LP05-212 2-3/4" - 70 mm	70 mm	2-3/4"	70,6	2,78	36,2	16,44
	615 812 4290	16LP05-213 2-13/16" - 71 mm	71 mm	2-13/16"	70,6	2,78	36,2	16,44
	615 812 4300	16LP05-214 2-7/8" - 73 mm	73 mm	2-7/8"	70,6	2,78	36,2	16,44
	615 812 4310	16LP05-215 2-15/16" - 75 mm	75 mm	2-15/16"	70,6	2,78	36,2	16,44
	615 812 4320	16LP05-300 3" - 76 mm	76 mm	3"	70,6	2,78	36,2	16,44
	615 812 4330	16LP05-301 3-1/16" - 78 mm	78 mm	3-1/16"	70,6	2,78	36,2	16,44
	615 812 4340	16LP05-302 3-1/8" - 79 mm	79 mm	3-1/8"	70,6	2,78	36,4	16,54
	615 812 4350	<b>16LP05-80MM 3-3/20" - 80 mm</b>	<b>80 mm</b>	<b>3-3/20"</b>	<b>70,6</b>	<b>2,78</b>	<b>36,4</b>	<b>16,54</b>
	615 812 4360	16LP05-303 3-3/16" - 81 mm	81 mm	3-3/16"	70,6	2,78	36,4	16,54
	615 812 4370	16LP05-304 3-1/4" - 83 mm	83 mm	3-1/4"	70,6	2,78	36,4	16,54
	615 812 4380	16LP06-305 3-5/16" - 84 mm	84 mm	3-5/16"	73,4	2,89	37,5	17,04
	615 812 4390	<b>16LP06-85MM 3-9/26" - 85 mm</b>	<b>85 mm</b>	<b>3-9/26"</b>	<b>73,4</b>	<b>2,89</b>	<b>37,5</b>	<b>17,04</b>
	615 812 4400	16LP06-306 3-3/8" - 86 mm	86 mm	3-3/8"	73,4	2,89	37,5	17,04
	615 812 4410	16LP06-307 3-7/16" - 87 mm	87 mm	3-7/16"	73,4	2,89	37,5	17,04
	615 812 4420	16LP06-308 3-1/2" - 89 mm	89 mm	3-1/2"	73,4	2,89	37,5	17,04
	615 812 4430	<b>16LP07-309 3-9/16" - 90 mm</b>	<b>90 mm</b>	<b>3-9/16"</b>	<b>76,2</b>	<b>3</b>	<b>38,6</b>	<b>17,54</b>
	615 812 4440	16LP07-310 3-5/8" - 92 mm	92 mm	3-5/8"	76,2	3	38,6	17,54
	615 812 4450	16LP07-311 3-11/16" - 94 mm	94 mm	3-11/16"	76,2	3	38,6	17,54
	615 812 4460	<b>16LP07-312 3-3/4" - 95 mm</b>	<b>95 mm</b>	<b>3-3/4"</b>	<b>76,2</b>	<b>3</b>	<b>38,6</b>	<b>17,54</b>
	615 812 4470	16LP08-313 3-13/16" - 97 mm	97 mm	3-13/16"	80,3	3,16	39,7	18,04
	615 812 4480	16LP08-314 3-7/8" - 98 mm	98 mm	3-7/8"	80,3	3,16	39,7	18,04
	615 812 4490	<b>16LP09-315 3-15/16" - 100 mm</b>	<b>100 mm</b>	<b>3-15/16"</b>	<b>83,3</b>	<b>3,28</b>	<b>40,8</b>	<b>18,54</b>
	615 812 4500	16LP09-400 4" - 101 mm	101 mm	4"	83,3	3,28	40,8	18,54
	615 812 4510	16LP09-102MM 102 mm	102 mm		83,3	3,28	40,8	18,54
	615 812 4520	16LP09-402 4-1/8" - 105 mm	105 mm	4-1/8"	83,3	3,28	40,8	18,54
	615 812 4550	<b>16LP11-405 4-5/16" - 110 mm</b>	<b>110 mm</b>	<b>4-5/16"</b>	<b>89,2</b>	<b>3,51</b>	<b>41,9</b>	<b>19,04</b>
	615 812 4580	16LP11-115 mm	115 mm	4-48/91"	89,2	3,51	41,9	19,04
615 812 4590	16LP12-410 4-5/8" - 117 mm	117 mm	4-5/8"	92,2	3,63	42,9	19,52	
615 812 4600	16LP12-118MM 118 mm	118 mm		92,2	3,63	42,9	19,52	
615 812 4610	16LP12-411 4-11/16" - 119 mm	119 mm	4-11/16"	92,2	3,63	42,9	19,52	

# LP SERIES



**LP32-48**

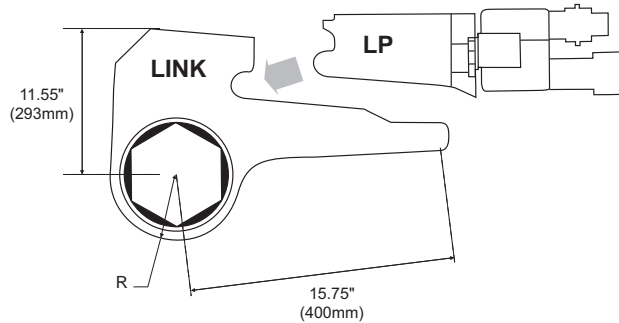
LOW PROFILE WRENCH

## LP32/48 Cylinder + 32LP Links Specifications

Torque range:

LP32: 5250-31760 ft.lbs - 7119-43060 Nm

LP48: 7125-43000 ft.lbs - 9662-58308 Nm



LP32/48 CYLINDER	32LP LINKS				R: RADIUS		TOTAL WEIGHT			
	LINKS PART NUMBER	DESIGNATION	HEX male	HEX in.	mm	in.	LP32		LP48	
							lbs	kg	lbs	kg
LP32 <b>615 155 0220</b> 5250-31760 ft.lbs 7119-44748 Nm	615 812 4620	32LP04-314 3-7/8# - 98 mm	98 mm	3-7/8"	93,5	3,68	49,8	22,64	51,2	23,28
	615 812 4630	32LP04-315 3-15/16# - 100 mm	100 mm	3-15/16"	93,5	3,68	49,8	22,64	53,4	23,28
	615 812 4640	32LP04-400 4# - 101 mm	101 mm	4"	93,5	3,68	49,8	22,64	55,6	23,28
	615 812 4650	32LP04-402 4-1/8# - 105 mm	105 mm	4-1/8"	93,5	3,68	49,8	22,64	57,8	23,28
	615 812 4660	32LP04-404 4-1/4# - 108 mm	108 mm	4-1/4"	93,5	3,68	49,8	22,64	60	23,28
	615 812 4670	32LP04-408 4-1/2# - 114 mm	114 mm	4-1/2"	93,5	3,68	52	23,64	64,4	24,28
	615 812 4680	32LP04-115MM 115 mm	115 mm	4-48/91"	93,5	3,68	52	23,64	66,6	24,28
	615 812 4690	32LP04-409 4-9/16# - 116 mm	116 mm	4-9/16"	93,5	3,68	52	23,64	68,8	24,28
	615 812 4700	32LP04-410 4-5/8# - 117 mm	117 mm	4-5/8"	93,5	3,68	52	23,64	71	24,28
	615 812 4710	32LP07-411 4-11/16# - 119 mm	119 mm	4-11/16"	101,9	4,01	63	28,64	84,2	29,28
	615 812 4720	32LP07-120MM 120 mm	120 mm		101,9	4,01	63	28,64	86,4	29,28
	615 812 4730	32LP10-120MM 120 mm	120 mm		101,9	4,01	74	33,64	99,6	34,28
	615 812 4740	32LP07-412 4-3/4# - 121 mm	121 mm	4-3/4"	101,9	4,01	63	28,64	90,8	29,28
	615 812 4750	32LP07-413 4-13/16# - 122 mm	122 mm	4-13/16"	101,9	4,01	63	28,64	93	29,28
	615 812 4760	32LP07-414 4-7/8# - 124 mm	124 mm	4-7/8"	101,9	4,01	63	28,64	95,2	29,28
	615 812 4770	32LP07-415 4-15/16# - 125 mm	125 mm	4-15/16"	101,9	4,01	67,4	30,64	101,8	31,28
	615 812 4780	32LP07-500 5# - 127 mm	127 mm	5"	101,9	4,01	67,4	30,64	104	31,28
	615 812 4790	32LP07-501 5-1/16# - 128 mm	128 mm	5-1/16"	101,9	4,01	69,6	31,64	108,4	32,28
	615 812 4800	32LP10-502 5-1/8# - 130 mm	130 mm	5-1/8"	116,1	4,57	74	33,64	115	34,28
	615 812 4810	32LP10-503 5-3/16# - 132 mm	132 mm	5-3/16"	116,1	4,57	74	33,64	117,2	34,28
	615 812 4820	32LP10-504 5-1/4# - 133 mm	133 mm	5-1/4"	116,1	4,57	74	33,64	119,4	34,28
	615 812 4830	32LP10-505 5-5/16# - 135 mm	135 mm	5-5/16"	116,1	4,57	76,2	34,64	123,8	35,28
	615 812 4840	32LP10-506 5-3/8# - 136 mm	136 mm	5-3/8"	116,1	4,57	76,2	34,64	126	35,28
	615 812 4850	32LP10-508 5-1/2# - 138 mm	138 mm	5-7/16"	116,1	4,57	78,4	35,64	130,4	36,28
	615 812 4860	32LP10-140MM_140 mm	140 mm	5-1/2"	116,1	4,57	78,4	35,64	132,6	36,28
	615 812 4870	32LP12-145MM 145 mm	145 mm		128,3	5,05	85	38,64	141,4	39,28
	615 812 4880	32LP12-512 5-3/4' - 146 mm	146 mm	5-3/4"	128,3	5,05	87,2	39,64	145,8	40,28
	615 812 4890	32LP12-513 5-13/16' - 148 mm	148 mm	5-13/16"	128,3	5,05	91,6	41,64	152,4	42,28
615 812 4900	32LP12-514 5-7/8' - 150 mm	150 mm	5-7/8"	128,3	5,05	96	43,64	159	44,28	
615 812 4910	32LP12-515 5-15/16' - 151 mm	151 mm	5-15/16"	128,3	5,05	99,3	45,14	164,5	45,78	
615 812 4920	32LP12-600 6" - 152 mm	152 mm	6"	128,3	5,05	104,8	47,64	172,2	48,28	
615 812 4930	32LP12-601 6-1/16" - 154 mm	154 mm	6-1/16"	128,3	5,05	107	48,64	176,6	49,28	
615 812 4940	32LP12-155MM 155 mm	155 mm		128,3	5,05	109,2	49,64	181	50,28	
615 812 4950	32LP12-602 6-1/8' - 156 mm	156 mm	6-1/8"	128,3	5,05	111,4	50,64	185,4	51,28	
615 812 4960	32LP12-160MM 160 mm	160 mm		128,3	5,05	116,7	53,04	192,9	53,68	

LP32  
615 155 0220  
5250-31760 ft.lbs  
7119-44748 Nm

LP48  
615 155 0230  
7125-43060 ft.lbs  
9662-58308 Nm



## TRI-HOLD® Backup Wrenches

With Titan TRI-HOLD backup wrenches, you can forget all your other backup wrenches. One tool fits multiple bolt sizes, so you no longer need a backup wrench for each nut size. Furthermore, the Titan backup wrench patented design is stronger and more versatile than any other backup wrench on the market, it has no moving parts for higher durability and ease of use.

The load is retained by the three flats of the triangle on the wrench. These flats are much stronger than the flats of a regular hexagonal key. The third flat of the triangle is retained by an adjustable screw which secures the nut for safer hands-free operation.

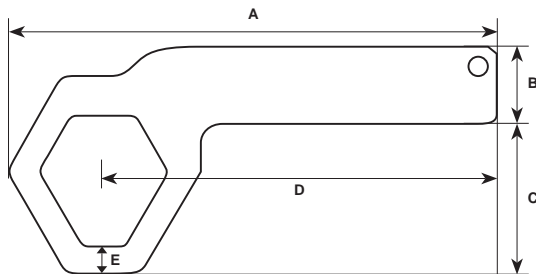
Loosening the screw allows quick removal, eliminating the need to hit the wrench and change the bolt load. The thicknesses of the walls are unchanged so the TRI-HOLD will fit in the toughest and hardest to reach places. One tool handles a multitude of hex sizes, saving you time and money.



### The TRI-HOLD® Benefits


- Safer, hands free operation
- Unique Patented Backup wrenches
- Durable design
- Works on imperial and metric bolts
- Corrosion resistance

### TRI-HOLD® Dimensions



MODEL	PART NUMBER	NUT SIZE RANGE A/F		DIMENSIONS									
				A		B		C		D		E	
				in	mm	in	mm	in	mm	in	mm	in	mm
TTH-1A	615 812 2500	1 - 1 5/8	26 - 41	7,4	188	1,18	30	2,34	59,4	6,03	153,2	0,39	9,9
TTH-2A	615 812 2510	1 3/8 - 2 1/16	35 - 55	9,19	233,4	1,68	42,7	2,99	75,9	7,52	191	0,39	9,9
TTH-3A	615 812 2520	1 3/4 - 2 11/16	44 - 69	12,23	310,6	1,97	50	3,78	96	9,85	250,2	0,75	19,1
TTH-4A	615 812 2530	2 1/16 - 3 3/8	54 - 86	15,12	384	2,46	62,5	4,6	116,8	12,24	310,9	0,81	20,6
TTH-5A	615 812 2540	2 11/16 - 4 3/16	68 - 107	18,26	463,8	3,06	77,7	5,71	145	14,73	374,1	1	25,4

## TRI-HOLD



### TRI-HOLD

VERSATILE,  
DURABLE,  
SAFER



### FEATURES

- One tool fits multiple bolt sizes
- Adjustable screw for hands-free operation
- Electroless nickel Plating
- Unique patented design



## ELECTRIC PUMPS



**EXE-MINI**



**EXE-MAX**



**EXE-MAX SUPER**

## EXE SERIES

## EXPRESS Series - EXE

Electric Hydraulic Torque Wrench Pumps

### BENEFITS

- Robust, Fast and Quiet

### FEATURES

- 3 stage Piston design - faster at working pressure
- Quiet operation - Low noise emission
- Double scale gauge (psi/bar)

### EXE MINI SPECIAL FEATURE (SMALL FRAME)

- Built-in thermometer (°F/°C) for oil temperature check

### EXE MAX SPECIAL FEATURE (FULL FRAME)

- Built-in lifting hook for superior portability

### EXE MAX SUPER

- Built-in oil cooler, stabilizes oil viscosity, increasing oil life and reducing wear of pump
- Sturdy steel full protective frame for greater pump durability and stability on soft or uneven surfaces

2 port versions available for EXE MAX and EXE MAX Super



Single port

4-tool port

EXE MODEL		CHANNEL	VOLTAGE (V)	FREQUENCY (HZ)	AMP RUNNING	POWER		MAX OIL FLOW						WEIGHT		DIMENSIONS (L X W X H)						CRANE	OIL COOLER	OIL TANK CAPACITY	
MODEL	PART NUMBER					hp	kw	LOW PRESSURE		MEDIUM PRESS		HIGH PRESSURE		lbs	kg	in			mm					L	GAL
EXE-MINI-230SF1	615 156 0010	1	230	50/60	3	0.35	0.25	195	3.2	55	0.9	25	0.4	36.3	16.5	12.8	10.4	16.8	10.4	260	420	NO	NO	3	0.79
EXE-MINI-100SF1	615 156 0020	1	230	50/60	5	0.35	0.25	195	3.2	55	0.9	25	0.4	36.3	16.5	12.8	10.4	16.8	10.4	260	420	NO	NO	3	0.79
EXE-MINI-115SF1	615 156 0030	1	230	50/60	5	0.35	0.25	195	3.2	55	0.9	25	0.4	36.3	16.5	12.8	10.4	16.8	10.4	260	420	NO	NO	3	0.79
EXE-MINI-110SF1	615 156 0040	1	230	50/60	5	0.35	0.25	195	3.2	55	0.9	25	0.4	36.3	16.5	12.8	10.4	16.8	10.4	260	420	NO	NO	3	0.79
EXE-MAX-230-FFH1	615 156 0130	1	230	50/60	5	0.75	0.55	390	6.5	110	1.8	43	0.7	66	30	18	12	20	12	300	500	YES	YES	7.5	1.98
EXE-MAX-230-FFH4	615 156 0140	1	230	50/60	5	0.75	0.55	390	6.5	110	1.8	43	0.7	66	30	18	12	20	12	300	500	YES	YES	7.5	1.98
EXE-MAX-100-FFH1	615 156 0150	1	230	50/60	12	0.75	0.55	360	6	102	1.4	43	0.7	66	30	18	12	20	12	300	500	YES	YES	7.5	1.98
EXE-MAX-100-FFH4	615 156 0160	1	230	50/60	12	0.75	0.55	360	6	102	1.4	43	0.7	66	30	18	12	20	12	300	500	YES	YES	7.5	1.98
EXE-MAX-115-FFH1	615 156 0170	1	230	50/60	10	0.75	0.55	390	6.5	110	1.8	43	0.7	66	30	18	12	20	12	300	500	YES	YES	7.5	1.98
EXE-MAX-115-FFH4	615 156 0180	1	230	50/60	10	0.75	0.55	390	6.5	110	1.8	43	0.7	66	30	18	12	20	12	300	500	YES	YES	7.5	1.98
EXE-MAX-110-FFH1	615 156 0190	1	230	50/60	10	0.75	0.55	390	6.5	110	1.8	43	0.7	66	30	18	12	20	12	300	500	YES	YES	7.5	1.98
EXE-MAX-110-FFH4	615 156 0200	1	230	50/60	10	0.75	0.55	390	6.5	110	1.8	43	0.7	66	30	18	12	20	12	300	500	YES	YES	7.5	1.98
EXE-MAXS-230-FF1	615 156 0210	1	230	50/60	8	1.5	1.1	510	8.5	180	3.4	80	1.3	72.6	33	18	12.4	18	12.4	310	450	NO	YES	7.5	1.98
EXE-MAXS-230-FF4	615 156 0220	1	230	50/60	8	1.5	1.1	510	8.5	180	3.4	80	1.3	72.6	33	18	12.4	18	12.4	310	450	NO	YES	7.5	1.98
EXE-MAXS-115-FF1	615 156 0230	1	230	50/60	13	1.5	1.1	460	7.5	155	2.5	62	1	72.6	33	18	12.4	18	12.4	310	450	NO	YES	7.5	1.98
EXE-MAXS-115-FF4	615 156 0240	1	230	50/60	13	1.5	1.1	460	7.5	155	2.5	62	1	72.6	33	18	12.4	18	12.4	310	450	NO	YES	7.5	1.98
EXE-MAXS-110-FF1	615 156 0250	1	230	50/60	15	1.5	1.1	510	8.5	180	3.4	80	1.3	72.6	33	18	12.4	18	12.4	310	450	NO	YES	7.5	1.98
EXE-MAXS-110-FF4	615 156 0260	1	230	50/60	15	1.5	1.1	510	8.5	180	3.4	80	1.3	72.6	33	18	12.4	18	12.4	310	450	NO	YES	7.5	1.98

# EXPRESS Series - EXA

Pneumatic Hydraulic Torque Wrench Pumps

## BENEFITS

- Robust, Powerful and Quiet

## FEATURES

- Explosion-proof air driven motor
- 3 Stage Piston design - faster at working pressure
- Double scale gauge (psi/bar)
- Built-in thermometer (°F/°C) for oil temperature check

### EXA MINI SPECIAL FEATURE (SMALL FRAME)

- Built -in thermometer (°F/°C) for oil temperature check

### EXA MAX SPECIAL FEATURE (FULL FRAME)

- Sturdy steel full protective frame for greater pump durability and stability on soft or uneven surfaces

## PNEUMATIC PUMPS



**EXA-MINI**



**EXA-MAX**  
SINGLE PORT



**EXA-MAX**  
4-TOOL PORT

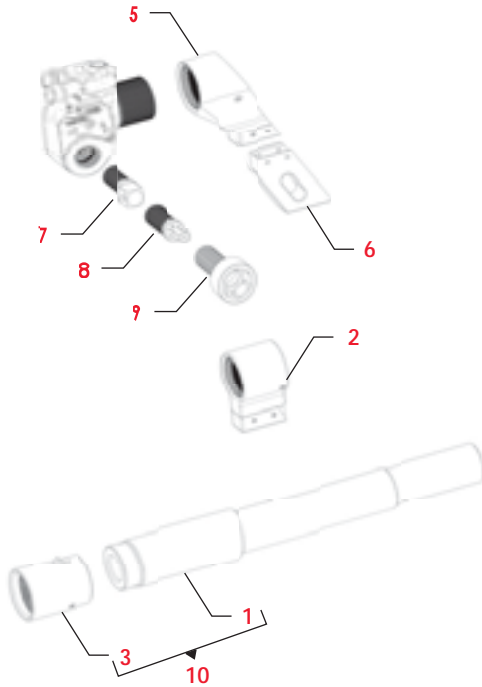
## EXA SERIES

EXA MODEL		CHANNEL	POWER		MAX OIL FLOW						WEIGHT W/O OIL		DIMENSIONS (L X W X H)						FRAME	CRANE	OIL COOLER	OIL TANK CAPACITY	
MODEL	PART NUMBER		HP	KW	LOW PRESSURE		MEDIUM PRESS		HIGH PRESSURE		lbs	kg	in			mm						L	GAL
EXAMINI-SF1	615 156 0280	1	1.55	1.12	275	4.5	86	1.4	32	0.5	41	19	12.2	11.5	16.5	31	29	42	Small	NO	YES	3	0,79
EXAMAX-FF1	615 156 0290	1	3.8	2.8	460	7.5	153	2.5	55	0.9	66	30	20.5	13.8	20	52	35	51	Full	NO	YES	7,5	1,98
EXAMAX-FF4	615 156 0300	1	3.8	2.8	460	7.5	153	2.5	55	0.9	66	30	20.5	13.8	20	52	35	51	Full	NO	YES	7,5	1,98

# HYDRAULIC BOLTING

## Accessories - Hydraulic tools


### T SERIES ACCESSORIES



MODEL	ITEM	REF	DESCRIPTION	PART NUMBER	
T1	1	T1-ALCA	Extended Alco Arm	615 812 8570	
	2	T1-03-STUBBY-A	Stubby reaction Arm	615 565 7230	
	3	T1-ALCS-A	Steel Sleeve assembly	615 548 2655	
	5	T1-03A	Standard reaction arm	615 398 9955	
	6	T1-43-300-A	Extended boot Assy	615 565 7185	
	7	T1-SQ100	T1 step up direct sq drive 1"	615 575 2745	
	8	T1-HX008	T1 direct hex drive 1/2"	615 575 2035	
		T1-HX017MM	T1 direct hex drive 17mm	615 575 2895	
		T1-HX019MM	T1 direct hex drive 19mm	615 575 1545	
		T1-HX021MM	T1 direct hex drive 21mm-13/16"	615 575 3095	
	T1-HX022MM	T1 direct hex drive 22mm	615 575 1555		
	T1-HX023MM	T1 direct hex drive 23mm	615 575 3105		
	T1-HX100	T1 direct hex drive 25mm-1"	615 575 2125		
	T1-HX027MM	T1 direct hex drive 27mm	615 575 2105		
	T1-HX036MM	T1 direct hex drive 36mm	615 575 1565		
	9	T1-S30MM	T1 direct hex drive socket 30mm	615 575 2595	
		T1-S36MM	T1 direct hex drive socket 36mm	615 575 2605	
	10	T1-ALCAS	Extended Alco arm and sleeve	615 812 8620	
T3	1	T3-ALCA	Extended Alco Arm	615 812 8580	
	2	T3-03-STUBBY-4	Stubby reaction Arm	615 565 7240	
	3	T3-ALCS-A	Steel Sleeve assembly	615 548 2665	
	5	T3-03A	Standard reaction arm	615 398 9965	
	6	T3-43-300	Extended boot	615 565 7195	
	7	T3-SQ012	T3 step down direct sq drive 3/4"	615 575 2795	
		T3-SQ108	T3 step up direct sq drive 1 1/2"	615 575 2845	
	8	T3-HX010	T3 direct hex drive 5/8" - 17mm	615 575 1825	
		T3-HX012	T3 direct hex drive 3/4" - 19mm	615 575 1835	
		T3-HX022MM	T3 direct hex drive 7/8" - 22mm	615 575 1575	
	T3-HX024MM	T3 direct hex drive 15/16" - 24mm	615 575 1915		
	T3-HX100	T3 direct hex drive 1" - 25mm	615 575 1855		
	T3-HX101	T3 direct hex drive 1-1/16" - 27mm	615 575 1865		
	T3-HX030MM	T3 direct hex drive 1-13/16" - 30mm	615 575 1925		
	T3-HX032MM	T3 direct hex drive 1-1/4" - 32mm	615 575 1935		
	T3-HX036MM	T3 direct hex drive 1-5/12" - 36mm	615 575 1945		
	9	T3-S36MM	T3 direct hex drive socket 36mm	615 575 2885	
		T3-S42MM	T3 direct hex drive socket 42mm	615 575 2965	
		T3-S46MM	T3 direct hex drive socket 46mm	615 575 2975	
	10	T3-ALCAS	Extended Alco arm and sleeve	615 812 8630	
T5	1	T5-ALCA	Extended Alco Arm	615 812 8590	
	2	T5-03-STUBBY-A	Stubby reaction Arm	615 565 5310	
	3	T5-ALCS-A	Steel Sleeve assembly	615 548 2675	
	5	T5-03A	Standard reaction arm	615 398 9975	
	6	T5-43-300	Extended boot	615 565 7205	
	7	T5-SQ100	T5 step down direct sq drive 1"	615 575 2805	
		T5-SQ208	T5 step up direct sq drive 2 1/2"	615 575 2855	
	8	T5-HX012	T5 direct hex drive 3/4"	615 575 1635	
		T5-HX014	T5 direct hex drive 7/8"	615 575 1645	
		T5-HX100	T5 direct hex drive 1"	615 575 1655	
	T5-HX030MM	T5 direct hex drive 30mm	615 575 1765		
	T5-HX032MM	T5 direct hex drive 32mm	615 575 1505		
	T5-HX036MM	T5 direct hex drive 36mm	615 575 1775		
	T5-HX041MM	T5 direct hex drive 41mm	615 575 1515		
	10	T5-ALCAS	Extended Alco arm and sleeve	615 812 8640	
T8	1	T8-ALCA	Extended Alco Arm	615 812 8390	
	2	T8-03-STUBBY-A	Stubby reaction Arm	615 565 7250	
	3	T8-ALCS-A	Steel Sleeve assembly	615 548 2645	
	5	T8-03A	Standard reaction arm	615 398 9985	
	7	T8-SQ100	T8 step down direct sq drive 1"	615 575 2815	
		T8-SQ208	T8 step up direct sq drive 2 1/2"	615 575 2865	
	8	T8-HX204	T8 direct hex drive male 2-1/4"	615 575 3030	
		10	T8-ALCAS	Extended Alco arm and sleeve	615 812 8400
	T10	1	T10-ALCSA	Extended Alco Arm	615 812 8600
		2	T10-ALCS-A	Steel Sleeve assembly	615 548 2685
5		T10-03A	Standard reaction arm	615 398 9995	
7		T10-SQ100	T10 step down direct sq drive 1"	615 575 2825	
		T10-SQ208	T10 step up direct sq drive 2 1/2"	615 575 2875	
8		T10-HX106	T10 direct hex drive 1-3/8"	615 575 2235	
		T10-HX114	T10 direct hex drive 1-7/8"	615 575 2275	
		T10-HX032MM	T10 direct hex drive 32mm	615 575 2315	
		T10-HX036MM	T10 direct hex drive 36mm	615 575 1585	
		T10-HX041MM	T10 direct hex drive 41mm	615 575 2325	
	T10-HX046MM	T10 direct hex drive 46mm	615 575 2905		
	10	T10-ALCAS	Extended Alco arm and sleeve	615 812 8650	
T25	1	T25-ALCA	Extended Alco Arm	615 812 8610	
	2	T25-ALCS-A	Steel Sleeve assembly	615 548 2695	
	5	T25-03A	Standard reaction arm	615 399 0015	
	7	T25-SQ108	T25 step down direct sq drive 1 1/2"	615 575 2835	
	10	T25-ALCAS	Extended Alco arm and sleeve	615 812 8660	



## LP SERIES ACCESSORIES



MODEL	ITEM	REF	DESCRIPTION	PART NUMBER
LP2	1	LP2-ALC-A	Extended Alco Arm	615 812 8470
	2	LP2-FF	Reaction Paddle	615 812 8750
	3		Hex reducer	See p 54
LP4	1	LP4-ALC-A	Extended Alco Arm	615 812 8480
	2	LP4-FF	Reaction Paddle	615 812 8760
	3		Hex reducer	See p 54
LP8	1	LP8-ALC-A	Extended Alco Arm	615 812 8490
	2	LP8-FF	Reaction Paddle	615 812 8770
	3		Hex reducer	See p 54
LP16	1	LP16-ALC-A	Extended Alco Arm	615 812 8500
	2	LP16-FF	Reaction Paddle	615 812 8780
	3		Hex reducer	See p 54

ON DEMAND ACCESSORIES	
4	Square drive adapter
5	Stack socket
6	Hex drive adapter

## STEEL TWINLINE HOSE ASSEMBLY

DESCRIPTION	SIZE		PART NUMBER
	ft	m	
10 ft / 3 m steel twinline hose assy	10	3	615 812 2420
15 ft / 4.5 m steel twinline hose assy	15	4.5	615 812 2430
20 ft / 6 m steel twinline hose assy	20	6	615 812 2440
25 ft / 7.5 m steel twinline hose assy	25	7.5	615 812 2450
30 ft / 9 m steel twinline hose assy	30	9	615 812 2460
40 ft / 12 m steel twinline hose assy	40	12	615 812 2470
50 ft / 15 m steel twinline hose assy	50	15	615 812 2480
100 ft / 30 m steel twinline hose assy	100	30	615 812 2490



## OIL

DESCRIPTION	PART NUMBER
Hydraulic oil cp (5l-1,32gal)	615 812 2900



# HYDRAULIC BOLTING

## Accessories - Hydraulic tools

### LP SERIES ACCESSORIES REDUCERS



MODEL	DESCRIPTION	PART NUMBER	MODEL	DESCRIPTION	PART NUMBER
LP2	Reducer LP2 36mm_32mm - 1-5/16" _1-1/4"	615 820 7380	LP8	Reducer LP8 65mm_50mm - 2-9/16" _1-31/32"	615 820 7850
	Reducer LP2 41mm_24mm - 1-5/8" _15/16"	615 820 7920		Reducer LP8 65mm_60mm - 2-9/16" _2-3/8"	615 820 7520
	Reducer LP2 41mm_30mm - 1-5/8" _1-13/16"	615 820 7720		Reducer LP8 70mm_55mm - 2-3/4" _2-1/6"	615 820 7860
	Reducer LP2 41mm_32mm - 1-5/8" _1-1/4"	615 820 7390		Reducer LP8 70mm_65mm - 2-3/4" _2-9/16"	615 820 7530
	Reducer LP2 46mm_30mm - 1-13/16" _1-13/16"	615 820 7930		Reducer LP8 75mm_55mm - 2-15/16" _2-1/6"	615 820 8020
	Reducer LP2 46mm_32mm - 1-13/16" _1-1/4"	615 820 7730		Reducer LP8 75mm_60mm - 2-15/16" _2-3/8"	615 820 7870
	Reducer LP2 46mm_36mm - 1-13/16" _1-5/12"	615 820 7400		Reducer LP8 75mm_70mm - 2-15/16" _2-3/4"	615 820 7540
	Reducer LP2 50mm_36mm - 1-31/32" _1-5/12"	615 820 7740		Reducer LP8 80mm_50mm - 3-3/20" _1-31/32"	615 820 8160
	Reducer LP2 50mm_41mm - 1-31/32" _1-5/8"	615 820 7410		Reducer LP8 80mm_55mm - 3-3/20" _2-1/6"	615 820 8130
	Reducer LP2 55mm_36mm - 2-1/6" _1-5/12"	615 820 8060		Reducer LP8 80mm_60mm - 3-3/20" _2-3/8"	615 820 8030
	Reducer LP2 55mm_41mm - 2-1/6" _1-5/8"	615 820 7940		Reducer LP8 80mm_65mm - 3-3/20" _2-9/16"	615 820 7880
	Reducer LP2 55mm_46mm - 2-1/6" _1-13/16"	615 820 7750		Reducer LP8 80mm_75mm - 3-3/20" _2-15/16"	615 820 7550
	Reducer LP2 55mm_50mm - 2-1/6" _1-31/32"	615 820 7420		Reducer LP8 85mm_55mm - 3-9/26" _2-1/6"	615 820 8170
	Reducer LP2 60mm_36mm - 2-3/8" _1-5/12"	615 820 8070		Reducer LP8 85mm_60mm - 3-9/26" _2-3/8"	615 820 8140
	Reducer LP2 60mm_41mm - 2-3/8" _1-5/8"	615 820 7950		Reducer LP8 85mm_65mm - 3-9/26" _2-9/16"	615 820 8040
	Reducer LP2 60mm_46mm - 2-3/8" _1-13/16"	615 820 7760		Reducer LP8 85mm_70mm - 3-9/26" _2-3/4"	615 820 7890
	Reducer LP2 60mm_55mm - 2-3/8" _2-1/6"	615 820 7430		Reducer LP8 85mm_80mm - 3-9/26" _3-3/20"	615 820 7560
LP4	Reducer LP4 46mm_36mm - 1-13/16" _1-5/12"	615 820 7770	Reducer LP8 90mm_75mm - 3-9/16" _2-15/16"	615 820 7570	
	Reducer LP4 46mm_41mm - 1-13/16" _1-5/8"	615 820 7440	Reducer LP8 95mm_75mm - 3-3/4" _2-15/16"	615 820 8050	
	Reducer LP4 50mm_36mm - 1-31/32" _1-5/12"	615 820 7780	Reducer LP8 95mm_80mm - 3-3/4" _3-3/20"	615 820 7900	
	Reducer LP4 50mm_46mm - 1-31/32" _1-13/16"	615 820 7450	Reducer LP8 95mm_90mm - 3-3/4" _3-9/16"	615 820 7580	
	Reducer LP4 55mm_32mm - 2-1/6" _1-1/4"	615 820 8080	Reducer LP8 110mm_95mm - 4-5/16" _3-3/4"	615 820 8180	
	Reducer LP4 55mm_36mm - 2-1/6" _1-5/12"	615 820 7960	Reducer LP8 110mm_95mm - 4-5/16" _3-3/4"	615 820 8180	
	Reducer LP4 55mm_41mm - 2-1/6" _1-5/8"	615 820 7790	LP16	Reducer LP16 105mm_90mm - 4-1/8" _3-9/16"	615 820 7630
	Reducer LP4 55mm_50mm - 2-1/6" _1-31/32"	615 820 7460		Reducer LP16 110mm_95mm - 4-5/16" _3-3/4"	615 820 7640
	Reducer LP4 60mm_36mm - 2-3/8" _1-5/12"	615 820 8090		Reducer LP16 115mm_100mm	615 820 7650
	Reducer LP4 60mm_46mm - 2-3/8" _1-13/16"	615 820 7970		Reducer LP16 80mm_65mm - 3-3/20" _2-9/16"	615 820 7590
	Reducer LP4 60mm_50mm - 2-3/8" _1-31/32"	615 820 7800		Reducer LP16 85mm_70mm - 3-9/26" _2-3/4"	615 820 7600
	Reducer LP4 60mm_55mm - 2-3/8" _2-1/6"	615 820 7470		Reducer LP16 90mm_75mm - 3-9/16" _2-15/16"	615 820 7610
	Reducer LP4 65mm_46mm - 2-9/16" _1-13/16"	615 820 8100		Reducer LP16 95mm_75mm - 3-3/4" _2-15/16"	615 820 7910
	Reducer LP4 65mm_50mm - 2-9/16" _1-31/32"	615 820 7980		Reducer LP16 95mm_80mm - 3-3/4" _3-3/20"	615 820 7620
	Reducer LP4 65mm_55mm - 2-9/16" _2-1/6"	615 820 7810		Reducer LP32 120mm_95mm	615 820 7660
	Reducer LP4 65mm_60mm - 2-9/16" _2-3/8"	615 820 7480		Reducer LP32 130mm_105mm - 5-1/8" _4-1/8"	615 820 7670
	Reducer LP4 70mm_55mm - 2-3/4" _2-1/6"	615 820 7990		Reducer LP32 135mm_110mm - 5-5/16" _4-5/16"	615 820 7680
	Reducer LP4 70mm_60mm - 2-3/4" _2-3/8"	615 820 7820		Reducer LP32 140mm_115mm	615 820 7690
	Reducer LP4 70mm_65mm - 2-3/4" _2-9/16"	615 820 7490		Reducer LP32 145mm_120mm	615 820 7700
	Reducer LP4 75mm_50mm - 2-15/16" _1-31/32"	615 820 8110		Reducer LP32 155mm_130mm	615 820 7710
	Reducer LP4 75mm_55mm - 2-15/16" _2-1/6"	615 820 8000			
	Reducer LP4 75mm_60mm - 2-15/16" _2-3/8"	615 820 7830			
	Reducer LP4 75mm_65mm - 2-15/16" _2-9/16"	615 820 7500			
	Reducer LP4 80mm_50mm - 3/3/20" _1-31/32"	615 820 8150			
	Reducer LP4 80mm_55mm - 3/3/20" _2-1/6"	615 820 8120			
	Reducer LP4 80mm_65mm - 3/3/20" _2-9/16"	615 820 8010			
	Reducer LP4 80mm_70mm - 3/3/20" _2-3/4"	615 820 7840			
	Reducer LP4 80mm_75mm - 3-3/20" _2-15/16"	615 820 7510			

# FASTENING



*Pistol grip for horizontal applications or for better controllability*



*In-line shape for vertical applications*

## HOW TO SELECT YOUR FASTENING SCREWDRIVERS?

### STEP 1

#### Applications

- ▶ Materials/Fasteners
- ▶ Joint types
- ▶ Accuracy
- ▶ Torque/Speed
- ▶ Duty

### STEP 2

#### Screws

- ▶ Shape
- ▶ Size
- ▶ Access
- ▶ Bits

### STEP 3

#### Tools

- ▶ Clutch type
- ▶ Torque/Speed
- ▶ Handle type

## CLUTCH TYPE

### ▶ IMPACT CLUTCH (ROCKING DOG)

- Good on very soft joints providing high speed rundown

### ▶ DIRECT DRIVE

- No clutch, directly driven bit
- Stall torque regulated to air pressure
- Easy to use by maintain
- Ergonomic handling (light weight, size...)

### ▶ POSITIVE CLUTCH

- Good for varying torque applications
- Operator can force clutch engagement for higher torque
- Excellent for wood applications

### ▶ CUSHION CLUTCH

- High speed rundown
- Torque output adjusted by spring tension
- Clutch ratchets at preset torque
- Easy to use, adjust and to maintain

### ▶ SHUT-OFF CLUTCH

- Clutch shut-off at preset torque
- Various speed models available
- Torque adjustment for accurate tightening
- Various shapes for all types of applications



CLUTCH TYPES	IMPACT	DIRECT	POSITIVE	CUSHION	SHUT-OFF
SUPER INDUSTRIAL		CP2754 CP2764		CP2816 - CP2817 CP2826 - CP2829	CP2003 - CP2005 CP2007 - CP2008 CP2010 - CP2012
INDUSTRIAL MAINTENANCE AND PRODUCTION		CP2755 CP2765	CP2780	CP2623 - CP2612 CP780 - CP781 CP781	CP2611 CP2621 CP2622
GENERAL MAINTENANCE	CP2036 - CP2037 CP2041 - CP2042 CP2136 - CP2141				





## Impact Clutch Screwdrivers

**CP2136** ★

10,000 RPM



COMPACT, FAST & EASY TO USE

### FEATURES

- 1/4" Hex quick change
- Double rocking dog clutch
- Single hard reverse

### BENEFITS

- Compact & Lightweight
- Low air consumption for a better efficiency
- Excellent for various MRO applications



CP2141

**CP2141** ★

13,000 RPM

COMPACT, FAST & EASY TO USE

## FEATURES

- 1/4" Hex bits
- Double rocking dog clutch
- Single hard reverse



## BENEFITS

- Compact & Lightweight
- Low noise level for operator comfort
- Excellent for various MRO applications



CP2141



See accessories on pages 65-66

★ GENERAL MAINTENANCE   ★★ INDUSTRIAL MAINTENANCE & PRODUCTION   ★★★ SUPER INDUSTRIAL

MODEL	PART NUMBER	OUTPUT HEX	FREE SPEED	MIN TORQUE		MAX TORQUE		NET WEIGHT		LENGTH		FREE SPEED AIR CONS.		VIBRATION LEVEL ISO 28927 (m/s <sup>2</sup> )		SOUND PRESS.	SOUND POWER	AIR INLET
		in.	rpm	ft.lb	Nm	ft.lb	Nm	lb	kg	in.	mm	cfm	l/s	a	K	ISO 15744 - dB(A)	in.	
CP2136	894 102 1360	1/4	10,000	5.93	8.0	15.5	21.0	1.5	0.7	7.3	185	8.8	4.2	7.4	2.8	89	100	1/4
CP2141	894 102 1410	1/4	13,000	7.38	10.0	17.7	24.0	1.9	0.9	5.6	143	18.1	8.5	5.3	2.1	77	88	1/4

All models: Hose int. 3/8" (10mm) - @90 PSI (@6.3 Bar)

Listed specifications are for reference only. Please check documents in each tool.

# FASTENING

## Impact Clutch Screwdrivers

### CP2041 ★

15,000 RPM



#### FAST & FURIOUS

##### FEATURES

- Double rocking dog clutch
- Reversible
- Suspension bail included

##### BENEFITS

- High Torque and High Speed
- Comfortable handling with Ergo-grip
- Operator comfort with single handed

### CP2042 ★

5,600 RPM



#### COMPACT & HIGH TORQUE

##### FEATURES

- Double rocking dog clutch
- Reversible
- Suspension bail included

##### BENEFITS

- High power delivered with controlled speed
- Comfortable handling with Ergo-grip
- Operator comfort

### CP2036 ★

10,000 RPM



### CP2037

Same features as CP2036 with higher torque

#### LOW NOISE & LIGHTWEIGHT

##### FEATURES

- Double rocking dog clutch
- Built-in power regulator
- Ergonomic with suspension bail

##### BENEFITS

- Low noise & lightweight
- Quick torque adjustment
- Excellent for soft type materials



CP2041



See accessories on pages 65-66

★ GENERAL MAINTENANCE   ★★ INDUSTRIAL MAINTENANCE & PRODUCTION   ★★★ SUPER INDUSTRIAL

MODEL	PART NUMBER	OUTPUT HEX	FREE SPEED	MIN TORQUE		MAX TORQUE		NET WEIGHT		LENGTH		FREE SPEED AIR CONS.		VIBRATION LEVEL ISO 28927 (m/s <sup>2</sup> )		SOUND PRESS.	SOUND POWER	AIR INLET
		in.	rpm	ft.lb	Nm	ft.lb	Nm	lb	kg	in.	mm	cfm	l/s	a	k	ISO 15744 - dB(A)	in.	
CP2036	615 192 2036	1/4	10,000	2.5	3.4	11.8	16.0	1.7	0.8	8.2	207	13.0	6.1	<2.5	-	83	94	1/4
CP2037	615 192 2037	1/4	10,000	13.3	18.0	20.7	28.0	1.8	0.8	8.2	207	13.0	6.1	<2.5	-	88	99	1/4
CP2041	615 192 2041	1/4	15,000	5.9	8.0	31	42.0	2.3	1.0	5.9	152	27.0	12.7	3.1	1.3	88	99	1/4
CP2042	615 192 2042	1/4	5,600	4.4	6.0	30.2	41.0	2.3	1.0	5.9	152	27.0	12.7	6.6	3.3	88	99	1/4

All models: Hose int. 3/8" (10mm) - @90 PSI (@6.3 Bar)

Listed specifications are for reference only. Please check documents in each tool.

# Positive Clutch & Direct Drive Screwdrivers

## CP2780 ★★

2,100 RPM



COMPACT & HIGH SPEED POSITIVE CLUTCH

**FEATURES**

- Reverse control at the trigger
- Progressive trigger
- Rubber grip

**BENEFITS**

- Perfectly designed for wood applications
- Operator can control clutch engagement for higher torque
- Good for prevailing torque applications

## CP2755 ★★

2,200 RPM



HIGH-SPEED DIRECT DRIVE

**FEATURES**

- Reverse control at the trigger
- Rubber grip
- Progressive trigger

**BENEFITS**

- Good for soft draw applications
- Fast screw rundown
- Compact & easy handling

### CP2765

Similar features as CP2755 with higher torque



IDEAL FOR USE WITH STUD CLEANERS (PG. 61) TO IMPROVE THE CLAMPING FORCE OF TIGHTENING



CP2755

## CP2764 ★★

600 RPM



DURABLE & LOW NOISE FOR INTENSIVE APPLICATIONS

**FEATURES**

- Reliable motor & components
- Durable Aluminum Body
- Progressive trigger

**BENEFITS**

- Robust construction & Simple maintenance
- Comfortable handling and noise level only (77dB(A))
- Powerful & continuous screw penetration

### CP2754

Same features as CP2764 with higher speed



See accessories on pages 65-66

★ GENERAL MAINTENANCE   ★★ INDUSTRIAL MAINTENANCE & PRODUCTION   ★★★ SUPER INDUSTRIAL

MODEL	PART NUMBER	OUTPUT HEX		FREE SPEED		MAX TORQUE		NET WEIGHT		LENGTH		FREE SPEED AIR CONS.		VIBRATION LEVEL ISO 28927 (m/s <sup>2</sup> )		SOUND PRESS. ISO 15744 - dB(A)	SOUND POWER	AIR INLET
		in.	rpm	ft.lb	Nm	lb	kg	in.	mm	cfm	l/s	a	k					
CP2754	615 192 2754	1/4	1,450	3.7	5.0	2.0	0.9	8.3	210	17.0	8.0	<2.5	-	77	88	1/4		
CP2755	615 192 2755	1/4	2,200	5.4	7.3	2.3	1.0	6.3	160	29.7	14.0	<2.5	-	90	101	1/4		
CP2764	615 192 2764	1/4	600	10.3	14.0	2.2	1.0	9.0	228	17.0	8.0	<2.5	-	77	88	1/4		
CP2765	615 192 2765	1/4	900	6.6	9.0	2.6	1.2	7.0	178	29.7	14.0	<2.5	-	99	110	1/4		
CP2780	615 192 2780	1/4	2,100	7.4	10.0	2.4	1.1	6.5	164	29.7	14.0	<2.5	-	89	100	1/4		

Hose int. 3/8"(10mm) @90 PSI (@6.3 Bar) (CP2754 and CP2764)  
Hose int. 1/2"(13mm) @90 PSI (@6.3 Bar) (CP2755, CP2765, CP2780)

Listed specifications are for reference only. Please check documents in each tool.

# FASTENING

## Cushion Clutch Screwdrivers

**CP780** ★★



1,800 RPM



**HIGH SPEED & ROBUST**

**FEATURES**

- External clutch adjustment
- Built-in 1/4" Female Hex quick-change
- Convenient single handed forward/reverse

**BENEFITS**

- High speed fastening for greater productivity
- Reliable & easy-to-adjust cushion clutch
- Ideal tool for general repair, wood, PVC & refurbishing applications

**CP782** ★★



1,800 RPM



**HIGH TORQUE & ROBUST**

**CP783**

Same features as CP782 with higher speed and lightweight

**FEATURES**

- External clutch adjustment
- Convenient single handed forward/reverse valve
- Progressive lever start and suspension bail

**BENEFITS**

- Reliable cushion clutch
- Comfortable use thanks to low weight
- Ideal tool for general assembly operations on metal, wood, PVC, or any repair applications

**CP781** ★★



800 RPM



**HIGH TORQUE & ROBUST**

**FEATURES**

- External clutch adjustment
- Built-in 1/4" Female Hex quick-change
- Convenient single handed forward/reverse

**BENEFITS**

- Reliable & easy-to-adjust cushion clutch for powerful fastening
- Robust aluminum body & steel clutch housing
- Ideal tool for general assembly, metal, wood, PVC and refurbishing applications



CP781



See accessories on pages 65-66

★ GENERAL MAINTENANCE    ★★ INDUSTRIAL MAINTENANCE & PRODUCTION    ★★★ SUPER INDUSTRIAL

MODEL	PART NUMBER	OUTPUT HEX	FREE SPEED	MIN TORQUE		MAX TORQUE		NET WEIGHT		LENGTH		FREE SPEED AIR CONS.		VIBRATION LEVEL ISO 28927 (m/s <sup>2</sup> )		SOUND PRESS.	SOUND POWER	AIR INLET
		in.	rpm	ft.lb	Nm	ft.lb	Nm	lb	kg	in.	mm	cfm	l/s	a	k	ISO 15744 - dB(A)	in.	
CP780	T025095	1/4	1,800	2.06	2.8	3.7	5.0	2.5	1.1	8.3	210	25.0	11.6	2.9	1.4	98	109	1/4
CP781	T025096	1/4	800	4.57	6.2	8.4	11.3	3.0	1.4	8.9	226	25.0	11.8	<2.5	-	100	111	1/4
CP782	T025097	1/4	1,800	2.58	3.5	3.7	5.0	2.5	1.1	9.6	245	16.1	7.6	<2.5	-	94	105	1/4
CP783	T025098	1/4	2,000	0.8	1.1	2.06	2.8	1.3	0.6	8.9	226	9.0	4.2	<2.5	-	88	99	1/4

All models: Hose int. 3/8" (10mm) - @90 PSI (@6.3 Bar)

Listed specifications are for reference only. Please check documents in each tool.

# Cushion Clutch Screwdrivers

**CP2623** ★★

1,800 RPM



**EXTREMELY COMPACT & PRODUCTIVE**

**FEATURES**

- Single handed reverse button
- Keyless Torque setting adjustment
- Color rings for torque identification

**BENEFITS**

- Productive at 1,800 rpm
- Compact for easy access
- Low noise & vibration for operator comfort

**CP2612** ★★★

1,700 RPM

**VERY COMPACT, COMFORTABLE & VERSATILE**



**FEATURES**

- 3 air inlets for greater versatility
- Keyless Torque setting adjustment
- Color rings for torque identification

**BENEFITS**

- Fast at 1,700 rpm
- Compact for easy access
- Low noise & vibration for operator comfort



**CP2612**



**SPEED IS KEY TO IMPROVE PRODUCTIVITY WITH CUSHION CLUTCH MODELS**



See accessories on pages 65-66

★ GENERAL MAINTENANCE   ★★ INDUSTRIAL MAINTENANCE & PRODUCTION   ★★★ SUPER INDUSTRIAL

MODEL	PART NUMBER	OUTPUT HEX	FREE SPEED	MIN TORQUE		MAX TORQUE		NET WEIGHT		LENGTH		FREE SPEED AIR CONS.		VIBRATION LEVEL ISO 28927 (m/s <sup>2</sup> )		SOUND PRESS.	SOUND POWER	AIR INLET
		in.	rpm	ft.lb	Nm	ft.lb	Nm	lb	kg	in.	mm	cfm	l/s	a	k	ISO 15744 - dB(A)		in.
CP2612	615 192 2612	1/4	1,700	0.737	1.0	4.42	6.0	2.0	0.9	7.5	190	21.2	10.0	<2.5	-	77	88	1/4
CP2623	615 192 2623	1/4	1,800	1.106	1.5	4.056	5.5	1.8	0.8	8.2	207	27.8	13.1	<2.5	-	78	89	1/4

All models: Hose int. 3/8" (10mm) - @90 PSI (@6.3 Bar)

Listed specifications are for reference only. Please check documents in each tool.

# FASTENING

## Cushion Clutch screwdrivers

**CP2816** ★★☆☆

1,900 RPM



FOR INTENSIVE USE

**FEATURES**

- Robust aluminium housing
- Comfortable rubber grip
- Convenient single handed fwd/rev operation

**BENEFITS**

- Durable mechanism
- Quick torque setting
- Good for many applications

**CP2817** ★★☆☆

800 RPM



FOR MRO AND ASSEMBLY

**FEATURES**

- Up to 6.3 ft.lbs (8.5 Nm)
- Comfortable rubber grip
- Convenient single handed fwd/rev operation

**BENEFITS**

- Robust aluminium housing
- Comfortable rubber grip

**CP2828** ★★☆☆

1,600 RPM



INDUSTRIAL & SLIM

**CP2829**

Similar features as CP2828 with higher torque

**FEATURES**

- Small diameter - good grip
- High speed
- Low noise and vibration level

**BENEFITS**

- Robust aluminium housing
- Comfortable rubber grip
- Convenient single handed fwd/rev operation



CP2828



See accessories on pages 65-66

★ GENERAL MAINTENANCE   ★★ INDUSTRIAL MAINTENANCE & PRODUCTION   ★★★ SUPER INDUSTRIAL

MODEL	PART NUMBER	OUTPUT HEX	FREE SPEED	MIN TORQUE		MAX TORQUE		NET WEIGHT		LENGTH		FREE SPEED AIR CONS.		VIBRATION LEVEL ISO 28927 (m/s <sup>2</sup> )		SOUND PRESS.	SOUND POWER	AIR INLET
		in.	rpm	ft.lb	Nm	ft.lb	Nm	lb	kg	in.	mm	cfm	l/s	a	k	ISO 15744 - dB(A)	in.	
CP2816	615 163 0020	1/4	1,900	1.8	2.5	3.4	4.6	2.6	1.2	8.3	210	28.2	13.3	5.2	1.2	84	95	1/4
CP2817	615 163 0030	1/4	800	2.2	3.0	7	9.5	2.9	1.3	9.0	230	28.4	13.4	6.6	1.2	84	95	1/4
CP2828	615 163 0040	1/4	1,600	1.3	1.8	2.4	3.2	1.3	0.6	7.7	195	15.0	7.1	0.3	0.8	73	84	1/4
CP2829	615 163 0050	1/4	750	1.8	2.5	3.8	5.2	1.3	0.6	7.7	195	15.0	7.1	0.3	0.8	73	84	1/4

All models: Hose int. 3/8" (10mm) - @90 PSI (@6.3 Bar)

Listed specifications are for reference only. Please check documents in each tool.

## Shut-Off Clutch Screwdrivers

CP2621 ★★

1,000 RPM



EASY HIGH TORQUE  
SETTING FOR VARIOUS  
ACCURATE TYPES OF  
ASSEMBLY

## FEATURES

- Straight Push-to-start operation
- Keyless Torque setting adjustment
- Color rings for torque identification

## BENEFITS

- Versatile thanks to wide & high torque range
- Low Noise for operator comfort
- Excellent accuracy for various applications

CP2622 ★★

1,700 RPM



PRODUCTIVE,  
ACCURATE &  
COMFORTABLE

## FEATURES

- Convenient single handed fwd/rev operation
- Keyless Torque setting adjustment
- Color rings for torque identification

## BENEFITS

- Productivity thanks to high speed
- Easy to operate thanks to ergonomics features
- Excellent accuracy for versatile applications

CP2611 ★★

1,000 RPM

PRODUCTIVE & ACCURATE  
PISTOL SHUT-OFF

## FEATURES

- 3 air inlets for greater versatility
- Keyless Torque setting adjustment
- Color rings for torque identification

## BENEFITS

- Versatile thanks to wide & high torque range
- Limited Noise level for operator comfort
- Excellent accuracy & easy torque adjustment



CP2611



WITH 3 AIR INLETS, THIS CP2611 CAN  
BE USED IN VERTICAL AND HORIZONTAL  
APPLICATIONS



See accessories on pages 65-66

★ GENERAL MAINTENANCE   ★★ INDUSTRIAL MAINTENANCE & PRODUCTION   ★★★ SUPER INDUSTRIAL

MODEL	PART NUMBER	OUTPUT HEX	FREE SPEED	MIN TORQUE		MAX TORQUE		NET WEIGHT		LENGTH		FREE SPEED AIR CONS.		VIBRATION LEVEL ISO 28927 (m/s <sup>2</sup> )		SOUND PRESS.	SOUND POWER	AIR INLET
		in.	rpm	ft.lb	Nm	ft.lb	Nm	lb	kg	in.	mm	cfm	l/s	a	k	ISO 15744 - dB(A)	in.	
CP2611	615 192 2611	1/4	1,000	0.737	1.0	5.53	7.5	2.4	1.1	9.3	235	21.2	10.0	<2.5	-	80	91	1/4
CP2621	615 192 2621	1/4	1,000	0.59	0.8	4.79	6.5	1.8	0.8	9.1	232	30.9	14.6	<2.5	-	76	87	1/4
CP2622	615 192 2622	1/4	1,700	0.368	0.5	3.32	4.5	1.8	0.8	9.1	232	29.0	13.7	<2.5	-	75	86	1/4

All models: Hose int. 3/8" (10mm) - @90 PSI (@6.3 Bar)

Listed specifications are for reference only. Please check documents in each tool.

# FASTENING

## Shut-Off Clutch Screwdrivers

**CP2005** ★★★★★

1,100 RPM



THE MOST ROBUST & DURABLE PISTOL

**FEATURES**

- Robust aluminum body
- Progressive trigger
- Convenient single handed fwd/rev operation

**BENEFITS**

- Accurate & reliable clutch
- Ergonomic handling for Operator comfort
- Durable housing, even for heavy duty applications

**CP2008** ★★★★★

1,100 RPM



ACCURATE & DURABLE

**CP2010**

Same features as CP2008 with higher torque and higher speed

**FEATURES**

- Accurate & durable Shut-off clutch screwdriver
- Robust Aluminum housing

**CP2012**

Same features as CP2010 with lever start

**BENEFITS**

- Ideal for multiple applications
- Perfect for disassembly

**CP2003** ★★★★★

1,100 RPM



COMPACT & LIGHTWEIGHT FOR LIGHT ASSEMBLY APPLICATIONS

**CP2007**

Same features as CP2003 with higher torque

**FEATURES**

- Straight Push-to-start operation
- Convenient single handed fwd/rev operation
- Low noise level

**BENEFITS**

- Compact & comfortable for production operations
- Reliable & Accurate for various fastenings



CP2003



See accessories on pages 65-66

★ GENERAL MAINTENANCE    ★★ INDUSTRIAL MAINTENANCE & PRODUCTION    ★★★ SUPER INDUSTRIAL

MODEL	PART NUMBER	OUTPUT HEX	FREE SPEED	MIN TORQUE		MAX TORQUE		NET WEIGHT		LENGTH		FREE SPEED AIR CONS.		VIBRATION LEVEL ISO 28927 (m/s <sup>2</sup> )		SOUND PRESS.	SOUND POWER	AIR INLET
		in.	rpm	ft.lb	Nm	ft.lb	Nm	lb	kg	in.	mm	cfm	l/s	a	k	ISO 15744 - dB(A)	in.	
CP2003	615 192 2003	1/4	1,100	0.295	0.4	1.106	1.5	0.9	0.4	7.7	197	8.5	4.0	<2.5	-	73	84	1/8 BSP
CP2005	615 192 2005	1/4	1,100	0.295	0.4	3.17	4.3	1.8	0.8	7.2	182	13.8	6.5	<2.5	-	76	87	1/8 BSP
CP2007	615 192 2007	1/4	1,100	0.295	0.4	3.17	4.3	1.3	0.6	9.8	250	13.8	6.5	<2.5	-	81	92	1/8 BSP
CP2008	615 192 2008	1/4	1,100	0.295	0.4	3.17	4.3	1.5	0.7	10.8	275	13.8	6.5	<2.5	-	76	87	1/8 BSP
CP2010	615 192 2010	1/4	1,470	1.475	2.0	4.056	5.5	2.0	0.9	10.0	253	19.1	9.0	<2.5	-	76	87	1/8 BSP
CP2012	615 192 2012	1/4	1,470	1.475	2.0	4.056	5.5	2.0	0.9	10.9	278	19.1	9.0	<2.5	-	73	84	1/4 BSP


All models: Hose int. 3/8" (10mm) - @90 PSI (@6.3 Bar)

Listed specifications are for reference only. Please check documents in each tool.





ACCESSORIES INCLUDED



MODEL	DESCRIPTION	PART NUMBER
CP2136, CP2141	Suspension bail	894 017 0488
CP2623, CP2612	Suspension bail Bits (2 Phillips E6.3) Color ring (4) Nipple Male 1/4"NPT	894 016 8729 894 020 0791 894 016 8074 -
CP2003, CP2005	Suspension bail Clutch Adjustment Hexagonal key	307683 - 69773
CP782	Suspension bail	C148806
CP783	Suspension bail	C148774

OPTIONAL ACCESSORIES



REAR EXHAUST HOSE ASSEMBLY - NOISE REDUCER

MODEL	DESCRIPTION	PART NUMBER
CP2755, CP2765, CP2780	Noise reducer	205 051 6493



SIDE HANDLE

MODEL	DESCRIPTION	PART NUMBER
CP2755, CP2765, CP2780	Side handle	205 049 8553



STUD CLEANER (Recommended with CP2755)

PART NUMBER	DESCRIPTION	DIAMETER		LENGTH		REPLACEMENT BRUSHES (SETS OF 5)
		IN.	MM	IN.	MM	
894 016 8858	STUD CLEANER M20X37L	0.79	20	1.46	37	894 016 9930
894 016 9793	STUD CLEANER M22X37L	0.87	22	1.46	37	894 016 9931
894 016 9794	STUD CLEANER M24X37L	0.94	24	1.46	37	894 016 9932
894 016 9927	STUD CLEANER M20X60L	0.79	20	2.36	60	894 016 9934
894 016 9928	STUD CLEANER M22X60L	0.87	22	2.36	60	894 016 9935
894 016 9929	STUD CLEANER M24X60L	0.94	24	2.36	60	894 016 9936
894 016 9795	STUD CLEANER M30X60L	1.18	30	2.36	60	894 016 9933



DID YOU KNOW THAT RUSTED BOLTS GREATLY AFFECTS CLAMPING FORCE? CLEAN BOLTS ARE KEY TO PROPER TIGHTENING. STUD CLEANERS ARE THE IDEAL SOLUTION. (PG. 61)



BALANCERS SELECTION (More balancers p208 & 209)

BALANCER	LOAD RANGE		STROKE		NET WEIGHT		PART NUMBER	CP TOOLS
	LB.	KG	FT	MM	LB.	MM		
CP9911 (UP TO 1KG)	0.8-2.2	0.4-1.0	5.2	1,600	1.3	0.6	894 109 9110	CP2036 / CP2037 / CP2754 / CP2621 / CP2622 / CP2003 / CP2005 / CP2007 / CP2008 / CP2010 / CP2828 / CP2829 / CP2136 / CP2141 / CP783
CP9912 (UP TO 2KG)	2.2-4.4	1.0-2.0	5.2	1,600	1.3	0.6	894 109 9120	CP2041 / CP2042 / CP2755 / CP2764 / CP2765 / CP2780 / CP2612 / CP2623 / CP2611 / CP2816 / CP2817 / CP782

# FASTENING



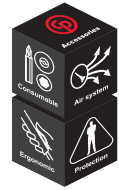

## ADAPTERS

DESCRIPTION	PART NO.
A = 1/4" NPT - B = 1/4" BSP	<b>181523</b>
A = 1/8" NPT - B = 1/8" BSP	<b>61103</b>



## OIL PROTECTO-LUBE

DESCRIPTION	PART NUMBER
Oil for cleaning motor parts (0.12L)	<b>CA149661</b>
Oil for cleaning motor parts (0.59L)	<b>CA000046</b>
Oil for air lubrication (3.8L)	<b>P089507</b>

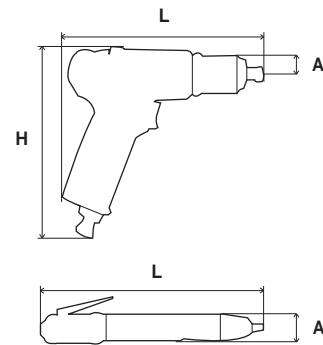


## TUNE-UP KITS

MODEL	TUNE-UP KIT
<b>CP2036</b>	<b>894 020 8405</b>
<b>CP2037</b>	<b>894 020 8401</b>
<b>CP2041</b>	<b>894 020 8402</b>
<b>CP2042</b>	<b>894 020 8406</b>
<b>CP2136</b>	<b>894 017 0493</b>
<b>CP2141</b>	<b>894 017 0516</b>
<b>CP2611</b>	<b>894 016 8415</b>
<b>CP2612</b>	<b>894 016 8416</b>
<b>CP2622</b>	<b>894 016 8464</b>
<b>CP2623</b>	<b>894 016 8330</b>
<b>CP2765</b>	<b>205 050 7803</b>
<b>CP2780</b>	<b>205 051 6763</b>
<b>CP2816</b>	<b>894 017 4042</b>
<b>CP2817</b>	<b>894 017 4068</b>
<b>CP2828/CP2829</b>	<b>894 017 4726</b>

## DIMENSIONS

MODEL	DIMENSIONS					
	L		H		A	
	in.	mm	in.	mm	in.	mm
<b>CP780</b>	8.3	210	5.9	150	0.78	31
<b>CP781</b>	8.9	226	5.9	150	0.78	31
<b>CP782</b>	9.6	245	-	-	0.76	30
<b>CP783</b>		226	-	-	0.61	16
<b>CP2003</b>	7.7	197	-	-	1.18	30
<b>CP2005</b>	7.2	182	5.6	143	0.67	17
<b>CP2007</b>	9.8	250	-	-	1.18	30
<b>CP2008</b>	10.8	275	-	-	1.3	32
<b>CP2010</b>	10.0	253	-	-	1.33	34
<b>CP2012</b>	10.9	278	-	-	1.33	34
<b>CP2036</b>	8.2	207	-	-	1.81	46
<b>CP2037</b>	8.2	207	-	-	2.44	62
<b>CP2041</b>	6.0	152	6.5	165	0.82	21
<b>CP2042</b>	6.0	152	6.5	165	0.82	21
<b>CP2136</b>	7.3	185	-	-	0.79	20
<b>CP2141</b>	5.6	143	5.9	150	0.82	21
<b>CP2611</b>	9.3	235	6.9	175	0.89	23
<b>CP2612</b>	7.5	190	6.9	175	0.89	23
<b>CP2621</b>	9.1	232	-	-	1.65	42
<b>CP2622</b>	9.1	232	-	-	1.65	42
<b>CP2623</b>	8.2	207	-	-	1.65	42
<b>CP2754</b>	8.3	210	6.9	175	0.75	19
<b>CP2764</b>	9.0	228	6.7	170	0.75	19
<b>CP2755</b>	6 2/7	160	5.9	149	0.83	21
<b>CP2765</b>	7	178	5.9	149	0.83	21
<b>CP2780</b>	6 1/2	164	5.9	149	0.86	22
<b>CP2816</b>	7 7/8	200	158	6.2	0.79	20
<b>CP2817</b>	7 7/8	200	158	6.2	0.79	20
<b>CP2828</b>	7 1/2	190	-	-	1.42	36
<b>CP2829</b>	7 1/2	190	-	-	1.42	36



# CORDLESS TOOLS



## A complete range

Based on decades of expertise in building the right equipment for maintenance professionals, Chicago Pneumatic has developed a comprehensive range of battery-powered tools. Our 1/2" and 3/8" impact wrenches, 1/4" impact driver, 1/2" hammer drill, and 3/8" drill driver cover a widest range of workshop needs.



- ▶ **POWER & TORQUE**  
If you are used to air tools, you will be impressed with the CP cordless performance. A custom-designed motor and durable gearbox deliver the power and torque you need.
- ▶ **MOBILITY**  
With a CP cordless tool, your reach is endless. Portable by nature, our impact wrenches and drill drivers will travel with you from internal to external jobs. In addition, built in LED lights make them ideally suited for dimly lit applications.
- ▶ **A GOOD FIT**  
Your power tool should be a natural extension of your hand. All CP cordless tools are designed with an ergonomic handle for maximum comfort. Switches are strategically placed for comfort and ease of use.
- ▶ **RUGGED**  
In and out of the tool box, dirty hands, greasy floors,... CP knows the demanding conditions your equipment must endure. The components and housing of the CP cordless range were designed to provide maximum reliability and durability.

**CP8848** ★



POWERFUL  
& EFFICIENT

## FEATURES

- 1/2" anvil with ring retainer
- Max. torque: 850 ft.lb/1,150 Nm in reverse
- Variable speed trigger

## BENEFITS

- Long lasting 20V / 4Ah battery or 6Ah battery
- Rubber battery dampeners absorb impacts and shocks
- Single-hand forward/reverse operation



**CP8848**

## 1/2" Impact Wrench

**CP8848 Pack**



Part No. 894 108 8484

Kit includes:

- (1) 1/2" cordless Impact wrench CP8848
- (2) 6 Ah batteries
- (1) charger

**CP8848K Pack US**



Part No. 894 108 8485

Kit includes:

- (1) 1/2" cordless Impact wrench CP8848
- (2) 6 Ah batteries
- (1) charger



**20V / 4.0Ah  
or 6.0Ah**



CP8848



See accessories on pages 74-75

★ GENERAL MAINTENANCE    ★★ INDUSTRIAL MAINTENANCE & PRODUCTION    ★★★ SUPER INDUSTRIAL

MODEL	PART NUMBER	OUTPUT DRIVE	FREE SPEED	MAX. TORQUE IN REVERSE		WORKING TORQUE		WEIGHT INCL. BATTERY		WEIGHT EXCL. BATTERY		LENGTH		HEIGHT		WIDTH		VIBRATION LEVEL ISO 28927 (m/s <sup>2</sup> )		SOUND PRESS.	SOUND POWER	BATTERY	
		in.	rpm	ft.lb	Nm	ft.lb	Nm	lb	kg	lb	kg	in	mm	in	mm	in	mm	a	k	ISO 15744 - DB(A)	V	Ah	
CP8848 Bare tool	894 108 8489	1/2	1,900	850	1,150	50-700	68-950	6.9	3.1	5.35	2.43	9.5	243	9.88	251	3.18	81	12.2	2.3	89	100	20	4
CP8848 Pack	894 108 8480	1/2	1,900	850	1,150	50-700	68-950	6.9	3.1	5.35	2.43	9.5	243	9.88	251	3.18	81	12.2	2.3	89	100	20	4
NEW CP8848 Pack with 6Ah battery	894 108 8484	1/2	1,900	850	1,150	50-700	68-950	6.9	3.1	5.35	2.43	9.5	243	9.88	251	3.18	81	12.2	2.3	89	100	20	6
CP8848K Pack US	894 108 8481	1/2	1,900	850	1,150	50-700	68-950	6.9	3.1	5.35	2.43	9.5	243	9.88	251	3.18	81	12.2	2.3	89	100	20	4
NEW CP8848K Pack US with 6Ah battery	894 108 8485	1/2	1,900	850	1,150	50-700	68-950	6.9	3.1	5.35	2.43	9.5	243	9.88	251	3.18	81	12.2	2.3	89	100	20	6

\* For bare tools, extra individual batteries and chargers are available (see page 70).

Listed specifications are for reference only. Please check documents provided with tool or on www.cp.com

# 1/2" Impact Wrench

## CP8848-2 Pack



- Part No. 894 108 8486  
 Kit includes:  
 - (1) 1/2" cordless Impact wrench CP8848-2  
 - (2) 6 Ah batteries  
 - (1) charger

## CP8848-2K Pack US



- Part No. 894 108 8487  
 Kit includes:  
 - (1) 1/2" cordless Impact wrench CP8848-2  
 - (2) 6 Ah batteries  
 - (1) charger



20V / 4.0Ah  
 or 6.0Ah

## CP8848-2



POWERFUL & EFFICIENT

### FEATURES

- 1/2" anvil with ring retainer
- Max. torque: 850 ft.lb/1,150 Nm in reverse
- Variable speed trigger

### BENEFITS

- Long lasting 20V / 4Ah battery or 6Ah battery
- Rubber battery dampeners absorb shock from impacts
- Single-hand forward/reverse operation



CP8848



CP8848-2



See accessories on pages 74-75

★ GENERAL MAINTENANCE    ★★ INDUSTRIAL MAINTENANCE & PRODUCTION    ★★★ SUPER INDUSTRIAL

MODEL	PART NUMBER	OUTPUT DRIVE	FREE SPEED	MAX. TORQUE IN REVERSE	WORKING TORQUE		WEIGHT INCL. BATTERY		WEIGHT EXCL. BATTERY		LENGTH		HEIGHT		WIDTH		VIBRATION LEVEL ISO 28927 (m/s <sup>2</sup> )		SOUND PRESS.	SOUND POWER	BATTERY		
		in.	rpm	ft.lb	Nm	ft.lb	Nm	lb	kg	lb	kg	in	mm	in	mm	in	mm	a	k	ISO 15744 - DB(A)	V	Ah	
CP8848-2 Bare tool	894 108 8488	1/2	1,900	850	1,150	50-700	68-950	7.4	3.4	5.79	2.63	11.5	291	9.88	251	3.18	81	12.2	2.3	89	100	20	4
CP8848-2 Pack	894 108 8482	1/2	1,900	850	1,150	50-700	68-950	7.4	3.4	5.79	2.63	11.5	291	9.88	251	3.18	81	12.2	2.3	89	100	20	4
NEW CP8848-2 Pack with 6Ah battery	894 108 8486	1/2	1,900	850	1,150	50-700	68-950	7.4	3.4	5.79	2.63	11.5	291	9.88	251	3.18	81	12.2	2.3	89	100	20	6
CP8848-2K Pack US	894 108 8483	1/2	1,900	850	1,050	50-700	68-950	7.4	3.4	5.79	2.63	11.5	291	9.88	251	3.18	81	12.2	2.3	89	100	20	4
NEW CP8848-2K Pack US with 6Ah battery	894 108 8487	1/2	1,900	850	1,150	50-700	68-950	7.4	3.4	5.79	2.63	11.5	291	9.88	251	3.18	81	12.2	2.3	89	100	20	6

\* For bare tools, extra individual batteries and chargers are available (see page 70).

Listed specifications are for reference only. Please check documents provided with tool or on www.cp.com

# CORDLESS

## CP8828 ★



COMPACT  
& VERSATILE

### FEATURES

- 3/8" anvil with ring retainer
- Max. torque: 150 ft.lb/205 Nm in reverse
- Variable speed trigger

### BENEFITS

- Great power/weight ratio
- Long lasting 20V / 4Ah battery
- Rubber battery dampeners absorb impacts and shocks



**CP8828**

## 3/8" Impact Wrench

### CP8828 Pack

Part No. 894 108 8280

Kit includes:

- (1) 3/8" cordless Impact wrench CP8828
- (2) 4 Ah batteries
- (1) charger

### CP8828K Pack US

Part No. 894 108 8281

Kit includes:

- (1) 3/8" cordless Impact wrench CP8828
- (2) 4 Ah batteries
- (1) charger



**20V / 4.0Ah**



CP8828



See accessories on pages 74-75



MODEL	PART NUMBER	OUTPUT DRIVE	FREE SPEED	MAX. TORQUE IN REVERSE		WORKING TORQUE		WEIGHT INCL. BATTERY		WEIGHT EXCL. BATTERY		LENGTH		HEIGHT		WIDTH		VIBRATION LEVEL ISO 28927 (m/s <sup>2</sup> )		SOUND PRESS.	SOUND POWER	BATTERY	
		in.	rpm	ft.lb	Nm	ft.lb	Nm	lb	kg	lb	kg	in	mm	in	mm	in	mm	a	k	ISO 15744 - DB(A)	V	Ah	
CP8828 Bare tool*	894 108 8289	3/8	2,400	150	205	30-128	40-174	4.0	1.9	2.38	1.08	6.0	153	9.27	237	2.3	58	<2,5	-	96	107	20	4
CP8828 Pack	894 108 8280	3/8	2,400	150	205	30-128	40-174	4.0	1.9	2.38	1.08	6.0	153	9.27	237	2.3	58	<2,5	-	96	107	20	4
CP8828K Pack US	894 108 8281	3/8	2,400	150	205	30-128	40-174	4.0	1.9	2.38	1.08	6.0	153	9.27	237	2.3	58	<2,5	-	96	107	20	4

\* For bare tools, extra individual batteries and chargers are available (see page 70).

Listed specifications are for reference only. Please check documents provided with tool or on www.cp.com

# 1/4" Impact Driver

## CP8818 Pack

Part No. 894 108 8180

Kit includes:

- (1) 1/4" cordless Impact wrench CP8818
- (2) 1.5 Ah batteries
- (1) charger



12V / 1.5Ah

## CP8818K Pack US

Part No. 894 108 8181

Kit includes:

- (1) 1/4" cordless Impact wrench CP8818
- (2) 1.5 Ah batteries
- (1) charger



CP8818

## CP8818



ULTRA COMPACT & LIGHTWEIGHT

### FEATURES

- 1/4" quick change hex bit holder
- Max. torque: 85 ft.lb/115 Nm in reverse
- Variable speed trigger

### BENEFITS

- Ultra compact for work in small and confined spaces
- LED lighting for dimly lit work areas
- Single-hand forward/reverse operation



CP8818



See accessories on pages 74-75

GENERAL MAINTENANCE INDUSTRIAL MAINTENANCE & PRODUCTION SUPER INDUSTRIAL

MODEL	PART NUMBER	OUTPUT		MAX. TORQUE IN REVERSE		WORKING TORQUE		WEIGHT INCL. BATTERY		WEIGHT EXCL. BATTERY		LENGTH		HEIGHT		WIDTH		VIBRATION LEVEL ISO 28927 (m/s <sup>2</sup> )		SOUND PRESS.	SOUND POWER	BATTERY	
		in.	rpm	ft.lb	Nm	ft.lb	Nm	lb	kg	lb	kg	in	mm	in	mm	in	mm	a	k	ISO 15744 - DB(A)	V	Ah	
CP8818 Bare tool*	894 108 8189	1/4 Hex.	2,000	85	115	16-71	23-97	2.4	1.1	1.98	0.9	6.3	161	7.29	185.3	2.18	55.5	4.8	1.5	87	98	12	1.5
CP8818 Pack	894 108 8180	1/4 Hex.	2,000	85	115	16-71	23-97	2.4	1.1	1.98	0.9	6.3	161	7.29	185.3	2.18	55.5	4.8	1.5	87	98	12	1.5
CP8818K Pack US	894 108 8181	1/4 Hex.	2,000	85	115	16-71	23-97	2.4	1.1	1.98	0.9	6.3	161	7.29	185.3	2.18	55.5	4.8	1.5	87	98	12	1.5

\* For bare tools, extra individual batteries and chargers are available (see page 70).

Listed specifications are for reference only. Please check documents provided with tool or on www.cp.com

# CORDLESS

## CP8548 ★

STRONG & VERSATILE

### FEATURES

- 1/2" spindle lock and keyless chuck
- Max. torque 60 ft.lbs/82 Nm
- Variable speed trigger

### BENEFITS

- 3 modes (screwing, drilling and hammer drilling)
- Independent LED lighting for dimly lit work surfaces
- Includes torque reaction handle



**CP8548**

## 1/2" Hammer Drill Driver

### CP8548 Pack

- Part No. 894 108 5480  
 Kit includes:  
 - (1) 1/2" cordless hammer drill CP8548  
 - (2) 4 Ah batteries  
 - (1) charger

### CP8548K Pack US

- Part No. 894 108 5481  
 Kit includes:  
 - (1) 1/2" cordless hammer drill CP8548  
 - (2) 4 Ah batteries  
 - (1) charger



**20V / 4.0Ah**



**CP8548**



See accessories on pages 74-75

★ GENERAL MAINTENANCE   ★★ INDUSTRIAL MAINTENANCE & PRODUCTION   ★★★ SUPER INDUSTRIAL

MODEL	PART NUMBER	CHUCK		FREE SPEED 1 <sup>ST</sup> /2 <sup>ND</sup> GEAR	PERCUSSION UNDER LOAD 1 <sup>ST</sup> /2 <sup>ND</sup> GEAR	MAX. TORQUE		Ø DRILLING CAPACITY IN						Ø WOOD SCREWS WITHOUT PREDRILLING		WEIGHT INCL./EXCL. BATTERY		VIBRATION LEVEL ISO 28927 (m/s <sup>2</sup> )		SOUND PRESS.	SOUND POWER	BATTERY	
		in	mm			RPM	BPM	ft.lb	Nm	in	mm	in	mm	in	mm	in	mm	lb	kg			a	k
CP8548 Bare tool*	894 108 5489	1/16" - 1/2"	1.5 - 13	0 - 450/0 - 1600	7200/25600	60	82	0.5	13	2.16	55	0.63	16	0.31	8	5.3/3.7	2.4/1.68	2.5	1.5	88	99	20	4
CP8548 Pack	894 108 5480	1/16" - 1/2"	1.5 - 13	0 - 450/0 - 1600	7200/25600	60	82	0.5	13	2.16	55	0.63	16	0.31	8	5.3/3.7	2.4/1.68	2.5	1.5	88	99	20	4
CP8548K Pack US	894 108 5481	1/16" - 1/2"	1.5 - 13	0 - 450/0 - 1600	7200/25600	60	82	0.5	13	2.16	55	0.63	16	0.31	8	5.3/3.7	2.4/1.68	2.5	1.5	88	99	20	4

\* For bare tools, extra individual batteries and chargers are available (see page 70).

Listed specifications are for reference only. Please check documents provided with tool or on www.cp.com



# 3/8" Hammer Drill Driver

## CP8528 Pack

- Part No. 894 108 5280  
 Kit includes:  
 - (1) 3/8" cordless drill driver CP8528  
 - (2) 1.5 Ah batteries  
 - (1) charger

## CP8528K Pack US

- Part No. 894 108 5281  
 Kit includes:  
 - (1) 3/8" cordless drill driver CP8528  
 - (2) 1.5 Ah batteries  
 - (1) charger



12V / 1.5Ah

## CP8528 ★

ULTRA COMPACT & LIGHTWEIGHT

### FEATURES

- 3/8" spindle lock and keyless chuck
- Max. torque: 24 ft.lbs/34 Nm
- Variable speed trigger

### BENEFITS

- Ultra compact
- LED lighting for dimly lit work areas
- Ergonomic handle fits your hand perfectly



CP8528



CP8528



See accessories on pages 74-75

★ GENERAL MAINTENANCE
★★ INDUSTRIAL MAINTENANCE & PRODUCTION
★★★ SUPER INDUSTRIAL

MODEL	PART NUMBER	CHUCK		FREE SPEED 1 <sup>ST</sup> /2 <sup>ND</sup> GEAR	MAX. TORQUE		Ø DRILLING CAPACITY IN						WOOD SCREWS WITHOUT PREDRILLING		WEIGHT INCL./EXCL. BATTERY		VIBRATION LEVEL (ISO 28927 (m/s <sup>2</sup> ))		SOUND PRESS.	SOUND POWER	BATTERY	
		in	mm		RPM	ft.lb	Nm	STEEL	WOOD	BRICK & TILE	in	mm	in	mm	in	mm	lb	kg			a	k
CP8528 Bare tool*	894 108 5289	1/16" - 3/8"	1.5 - 10	0 - 350/0 - 1500	24	34	0.39	10	0.78	20	0.39	10	0.23	6	2.6/2.2	1.2/1	1.1	1.5	69	80	12	1.5
CP8528 Pack	894 108 5280	1/16" - 3/8"	1.5 - 10	0 - 350/0 - 1500	24	34	0.39	10	0.78	20	0.39	10	0.23	6	2.6/2.2	1.2/1	1.1	1.5	69	80	12	1.5
CP8528K Pack US	894 108 5281	1/16" - 3/8"	1.5 - 10	0 - 350/0 - 1500	24	34	0.39	10	0.78	20	0.39	10	0.23	6	2.6/2.2	1.2/1	1.1	1.5	69	80	12	1.5

\* For bare tools, extra individual batteries and chargers are available (see page 70).

Listed specifications are for reference only. Please check documents provided with tool or on www.cp.com

# CORDLESS

## Accessories



**CP20XP60**  
6-Ah 20-Volt  
Lithium-ion battery

**CP20XP40**  
4-Ah 20-V  
Lithium-ion battery

**CP12XP**  
1.5-Ah 12-V  
Lithium-ion battery



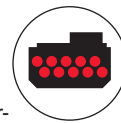
**2X LONGER RUNTIME**  
Increases your productivity



**WIDE TEMPERATURE WORKING RANGE**  
-0.4° F to 122° F  
-18° C to 50° C



**THERMAL & CURRENT OVERLOAD PROTECTION**  
Protection against over-heating and over-loading



**INDIVIDUAL CELL MONITORING**  
Protection during charge and discharge

### CP BATTERY SPECIFICATIONS



MODEL	PART NUMBER	VOLTAGE	AMP. HOUR	CHARGING TIME	DIMENSIONS		WEIGHT	
		V	Ah	min	in	mm	lb	kg
CP12XP	894 017 2263	12	1.5	30	2 x 1.81 x 3.42	51 x 46 x 87	0.41	0.19
CP20XP40	894 017 2261	20	4	90	2.4 x 3.5 x 5.11	62 x 89 x 130	1.6	0.725
CP20XP60	894 017 3636	20	6	90	2.4 x 3.5 x 5.11	62 x 89 x 130	1.6	0.725

Maximum initial battery voltage - measured without a workload - is 20 volts. Nominal voltage is 18.

### 12-VOLT CHARGER SPECIFICATIONS



MODEL	PART NUMBER	VOLTAGE	AMP. HOUR	CHARGING TIME	DIMENSIONS		WEIGHT	
		V	Ah	min	in	mm	lb	kg
CP12CHE 12V EU	894 017 2259	12	1.5	30	2.83 x 4.72 x 6.7	72 x 120 x 170	1.2	0.54
CP12CHU 12V US	894 017 2283	12	1.5	30	2.83 x 4.72 x 6.7	72 x 120 x 170	1.2	0.54
CP12CHA 12V AUS	894 017 2285	12	1.5	30	2.83 x 4.72 x 6.7	72 x 120 x 170	1.2	0.54
CP12CHK 12V UK	894 017 2284	12	1.5	30	2.83 x 4.72 x 6.7	72 x 120 x 170	1.2	0.54
CP12CHO 12V KOR	894 017 4304	12	1.5	30	2.83 x 4.72 x 6.7	72 x 120 x 170	1.2	0.54

### 20-VOLT CHARGER SPECIFICATIONS



MODEL	PART NUMBER	VOLTAGE	AMP. HOUR	CHARGING TIME	DIMENSIONS		WEIGHT	
		V	Ah	min	in	mm	lb	kg
CP20CHE 20V EU	894 017 2262	20	4	90	3.6 x 4.92 x 7.48	91 x 125 x 190	1.58	0.72
CP20CHU 20V US	894 017 2286	20	4	90	3.6 x 4.92 x 7.48	91 x 125 x 190	1.58	0.72
CP20CHA 20V AUS	894 017 2288	20	4	90	3.6 x 4.92 x 7.48	91 x 125 x 190	1.58	0.72
CP20CHK 20V UK	894 017 2287	20	4	90	3.6 x 4.92 x 7.48	91 x 125 x 190	1.58	0.72
CP20CHO 20V KOR	894 017 4305	20	4	90	3.6 x 4.92 x 7.48	91 x 125 x 190	1.58	0.72



### 12-20-VOLT CHARGER DUAL SPECIFICATIONS



MODEL	PART NUMBER	VOLTAGE	AMP. HOUR	CHARGING TIME	DIMENSIONS		WEIGHT	
		V	Ah	min	in	mm	lb	kg
CP12-20CH DUAL EU	894 017 3638	12 - 20 V	4	60	3.85 x 6.92 x 8.34	98 x 176 x 212	2.58	1.17
CP12-20CH DUAL UK	894 017 4701	12 - 20 V	4	60	3.85 x 6.92 x 8.34	98 x 176 x 212	2.58	1.17
CP12-20CH DUAL AUS	894 017 4702	12 - 20 V	4	60	3.85 x 6.92 x 8.34	98 x 176 x 212	2.58	1.17

## Accessories



21-Piece General Use Drill Bit Set  
(Imperial - for North American markets)

**Part No. 8940172304**

- $\varnothing$ : 1/16, 5/64, 3/32, 7/64, 1/8, 9/64, 5/32, 11/64, 3/16, 13/64, 7/32, 15/64, 1/4, 1, 7/64, 9/32, 19/64, 5/16, 21/64, 11/32, 23/64, 3/8 in
- High performance: HSS4241 and tin tips
- Multiple drilling uses: 135° tip shape
- Metal box



8-Piece Concrete Drill Bit Set  
(Metric - not for North American markets)

**Part No. 8940172302**

- $\varnothing$ : 3, 4, 5, 6, 7, 8, 9, 10 mm
- High durability: carbide tip and body in 45C steel
- High drilling efficiency: 130° diamond head



8-Piece Wood Drill Bit Set  
(Metric - not for North American markets)

**Part No. 8940172301**

- $\varnothing$ : 3, 4, 5, 6, 7, 8, 9, 10 mm
- High performance: 45C steel and cutting shoulder
- High precision: Pointer
- Plastic box



19-Piece Metal Drill Bit Set  
(Metric - not for North American markets)

**Part No. 8940172303**

- $\varnothing$ : 1, 1.5, 2, 2.5, 3, 3.5, 4, 4.5, 5, 5.5, 6, 6.5, 7, 7.5, 8, 8.5, 9, 9.5, 10 mm
- High durability & performance: HSS 4241 and tin tips
- High metal drilling precision: 118° tip shape



31-Piece 25 mm Driver Bit Set (ISO1173)

**Part No. 8940172305**

- High screw performance: chrome vanadium steel
- 1 magnetic locking ring bit holder, fast bit change (drive: 1/4" - 6.35 mm - length: 2.56" - 65 mm)
- Plastic box
- ■ Slotted: 4, 5, 6, 7 mm
- ⊕ ■ Phillips ®: PH0, 2 x PH1, 3 x PH2, 2 x PH3
- ⊕ ■ Pozidriv ®: 2 x PZ1, 3 x PZ2, 2 x PZ3
- ⊕ ■ Torx ®: T10, T15, T20, T25, T30
- ⊕ ■ Hexagonal: 2, 2.5, 3, 4, 5, 6 mm



1/2" Drive Impact Socket Sets

Part No.	Model	Description (sizes)
<b>894 016 4464</b>	SS413WP	3PC, Deep thin wall protector set [17, 19, 21 mm]
<b>894 016 6760</b>	SS413DTW	3PC, Deep thin wall set [17, 19, 21 mm]
<b>894 016 4465</b>	SS4013D	13PC, Deep SAE set
<b>894 016 4458</b>	SS4114D	14PC, Deep metric set

More references available in the CP Socket Catalog  
(Réf.: 615 994 230)

## MAGNETIC TOOL HOLDER

TOOL	PART NUMBER
<b>CP9841</b>	<b>894 016 6664</b>

Ideal for 1/2" impacts or smaller



## GLOVES

DESCRIPTION	PART NUMBER
Impact Gloves: Medium	894 017 1574
Impact Gloves: Large	894 015 8618
Impact Gloves: X Large	894 015 8619
Impact Gloves: XX Large	894 017 1573





# GRINDING



## DIE GRINDERS

*For smaller surface applications and/or precision material removal, collet type grinders are preferred for deburring, die countouring, light chamfering.*

## WHEEL GRINDERS ANGLE AND VERTICAL GRINDERS

*For medium and large surfaces, wheel grinders are designed for grinding, cutting, countouring at a high material removal rate.*

For maximum material removal with minimum effort, choose the best tool.

### STEP 1

#### Applications

- ▶ Materials
- ▶ Access
- ▶ Intensity
- ▶ Precision

### STEP 2

#### Abrasives

- ▶ Carbide burrs
- ▶ Mounted points
- ▶ Grinding wheels
- ▶ Cutting wheels
- ▶ Flap wheels

### STEP 3

#### Tools

- ▶ Die grinders
- ▶ Angle grinders
- ▶ Vertical grinders
- ▶ Extended shaft grinders

### DIE GRINDERS / STRAIGHT WHEEL GRINDERS

### ANGLE GRINDERS / VERTICAL GRINDERS



CP3000-600CR  
CP3019 - CP3109 - CP3119  
CP3249

CP3019 - CP3109  
CP3650 - CP3850  
CP3349



CP9104Q  
CP3000 - CP3030  
CP3451 - CP9113 - CP3550

CP3040 - CP3450  
CP857 - CP7540 - CP7545 - CP7550  
CP3550 - CP3330 - CP3340



CP875 - CP876  
CP860  
CP 9105 - CP9106 - CP9108 - CP 9110 - CP9111 - CP9112

CP7500  
CP854  
CP9120 - CP9121 - CP9122 - CP9123

Caution: The selected grinder speed should not be higher than Maximum Operating Speed recommended by abrasive manufacturers

## ERGONOMIC FEATURES

Chicago Pneumatic Abrasive Tools are designed with advanced ergonomics and features required to enable operators to achieve increased productivity levels:

- Significant sound and vibration reduction - helps reduce operator fatigue and improve performance.
- Complete line - designed for maximum productivity under rugged conditions.
- Wide choice of tools - die grinders, small wheel grinders, horizontal grinders, and vertical grinders.
- Powerful yet lightweight - produces more power per pound than comparable electric models.

- Air powered - Minimal risk of electrical shock or overheating - even with continuous use.

### OTHER FEATURES:

- Rugged construction - to withstand tough use.
- Heat treated internal parts - keep tool operating, minimize repairs.
- Engineered to minimize downtime - simple replacement of rotor blades usually restores original power.
- Wide variety of accessories - Increases productivity, ergonomics, and safety.

## COLLET GRINDERS

**Recommended speeds depend on both the shank and head diameter of the carbide burr.**

The choice of burr depends on the size of your application. A larger volume of material to be removed will require a larger size abrasive. Select the tool rpm depending on the diameter of the burr head, the material to be ground and the material in the rotary burr. Use tungsten carbide burrs for hard and tough materials. High speed steel burrs are recommended for unhardened and medium hard materials. See table.

MATERIAL TYPE	DIAMETER OF THE HEAD OF THE CARBIDE BURRS				
	1/8" (3 mm)	1/4" (6 mm)	3/8" (10 mm)	1/2" (12 mm)	5/8" (16 mm)
	SPEED (RPM)				
Steel	60,000 - 90,000	45,000 - 60,000	30,000 - 40,000	22,500 - 30,000	18,000 - 24,000
Tempered steel	60,000 - 90,000	30,000 - 45,000	19,000 - 30,000	15,000 - 22,500	12,000 - 18,000
Stainless steel	60,000 - 90,000	30,000 - 45,000	19,000 - 30,000	15,000 - 22,500	12,000 - 18,000
Casting	45,000 - 90,000	22,500 - 60,000	15,000 - 40,000	11,000 - 30,000	9,000 - 24,000
Titanium	60,000 - 90,000	30,000 - 45,000	19,000 - 30,000	15,000 - 22,500	12,000 - 18,000
Nickel	60,000 - 90,000	30,000 - 45,000	19,000 - 30,000	15,000 - 22,500	12,000 - 18,000
Copper & copper alloys	45,000 - 90,000	22,500 - 60,000	15,000 - 40,000	11,000 - 30,000	9,000 - 24,000
Aluminium	30,000 - 90,000	15,000 - 70,000	10,000 - 50,000	7,000 - 3,8000	6,000 - 30,000
Plastics	30,000 - 90,000	15,000 - 70,000	10,000 - 50,000	7,000 - 3,8000	6,000 - 30,000
Cermet	60,000 - 90,000	30,000 - 45,000	19,000 - 30,000	15,000 - 22,500	12,000 - 18,000

**Small precision deburring: die grinding is performed with either tungsten carbide, high speed steel burrs or mounted points.**



Carbide Burrs



Mounted Points

## WHEEL GRINDERS

Pure material removal, regardless of whether it is removed from a cramped or an open space, is determined by the power generated on the grinding application. The applied feed force and the rotation of the wheel generates a cutting force which when multiplied by the peripheral speed of the wheel, represents the power for removing material (power = peripheral speed x cutting force).

Chicago Pneumatic grinders features a high degree of safety. Safety throttles, over-speed shut-off and wheel guards are good examples of product safety features carried by your grinders.

The table below will help you to translate the peripheral speed of the grinding wheel to the correct rotational speed of the grinder when using a specific diameter of grinding wheel.

DIAMETER IN. (MM)	MAXIMUM WORK SPEED IN M/S OR FEET/MIN							
	32	35	40	50	63	80	100	125
6,300	6,890	7,875	9,842	12,401	<b>15,750</b>	19,685	24,600	
1 (25)	24,450	26,740	30,560	38,200	48,130	<b>61,120</b>	76,390	95,490
1-1/4 (32)	19,100	20,890	23,870	29,840	37,600	<b>47,750</b>	59,680	74,600
1-9/16 (40)	15,280	16,710	19,100	23,870	30,080	<b>38,200</b>	47,750	59,680
2 (50)	1,220	13370	15,280	19,100	24,060	<b>30,560</b>	38,200	47,750
2-1/2 (63)	9,700	10,610	12,130	15,160	19,100	<b>24,250</b>	30,320	37,890
3 (75)	7,640	8,360	9,550	11,940	15,040	<b>19,100</b>	23,870	29,840
4 (100)	6,110	6,680	7,640	9,550	12,030	<b>15,280</b>	19,100	23,870
5 (125)	4,890	5,350	6,110	7,640	9,630	<b>12,220</b>	15,280	19,100
6 (150)	4,070	4,460	5,090	6,370	8,020	<b>1,190</b>	12,730	15,920
7 (180)	3,400	3,710	4,240	5,310	6,680	<b>8,490</b>	10,610	13,260
7-7/8 (200)	3,060	3,340	3,820	4,780	6,020	<b>7,640</b>	9,550	11,940
9 (230)	2,660	2,910	3,320	5,150	5,230	<b>6,640</b>	8,300	10,380
9-27/32 (250)	2,440	2,670	3,060	3,820	4,810	<b>6,110</b>	7,640	9,550
11-13/16 (300)	2,040	2,230	2,550	3,180	4,010	<b>5,090</b>	6,370	7,960

### HOW ENSURE SAFE OPERATION:

- Check the tool free speed
- Match the maximum speed of the abrasive to the grinder
- Inspect the grinding wheel
- Inspect the flange
- Inspect the wheel guard
- Wear protection goggles, gloves & hearing protection
- Test run your grinder in a protected area after assembling the wheel
- Make sure that the tools receive proper maintenance, see service sheet
- Disconnect the tool from the air network before changing accessories abrasives.

## < 0.12 hp (90 W) Die Grinders

### CP9104Q

60,000 RPM



### CP9104Q K

See details on page 95

### HIGH-SPEED FOR PRECISION WORK

#### FEATURES

- Includes 1/8", 3mm collet
- Very low noise level: only 71 dB(A)
- Includes silencer hose

#### BENEFITS

- General maintenance application
- Easy to handle
- Quiet and lightweight



### CP3000-600CR

60,000 RPM



### HIGH SPEED & DURABLE BODY



### FEATURES

- 1/8" collet - Product for imperial system only
- Steel but lightweight body
- Included silencer hose

### BENEFITS

- Industrial Production applications pencil grinder
- Great durability
- Operator comfort



### CP3000-600CR

### CP3000-600CR

Same features as CP3000-600CR 1/8, with 3 mm collet capacity



CP3000-600CR



See accessories on pages 92-97

 GENERAL MAINTENANCE  INDUSTRIAL MAINTENANCE & PRODUCTION  SUPER INDUSTRIAL

MODEL	PART NUMBER	FREE SPEED		POWER		COLLET CAPACITY		AIR CONS. @LOAD		NET WEIGHT		LENGTH		VIBRATION LEVEL ISO 28927 (m/s <sup>2</sup> )		SOUND PRESS.	SOUND POWER	AIR INLET
		rpm		hp	W	in.	mm	cfm	l/s	lb	kg	in.	mm	a	k	ISO 15744 - dB(A)		in.
CP9104Q	615 195 9104	60,000		0.05	40	1/8	3	7	3.2	0.5	0.2	5.2	133	<2.5	-	71	82	1/4
CP3000-600CR	615 160 0140	60,000		0.12	90	1/8	3.2	5.5	2.6	0.3	0.1	6	153	<2.5	-	71	82	1/4
CP3000-600CR	615 160 0330	60,000		0.12	90	-	3	5.5	2.6	0.3	0.1	6	153	<2.5	-	71	82	1/4

All models: Hose int. 3/8" (10mm) - @90 PSI (@6.3 Bar)

Listed specifications are for reference only. Please check documents in each tool.

# GRINDING

## <0.47 hp (350 W) Die Grinders

### The CP91 Series Benefits

- General maintenance application
- High operator comfort
- Power and performance
- Ideal for limited space applications

#### CP9105Q-B 28,000 RPM



QUIET & EFFICIENT

#### FEATURES

- Rubber overmould grip
- Swivel air inlet
- Built-in air regulator

#### CP9106Q-B

Same features as CP9105Q-B with 23,000 rpm and 90° angle head



#### CP9108Q-B

Same features as CP9105Q-B with 23,000 rpm and 120° angle head



#### CP9110Q-B

Same features as CP9105Q-B with 27,000 rpm and with extended shaft



#### CP9111Q-B 22,000 RPM



POWERFUL & QUIET

#### CP9112Q-B

Same features as CP9111Q-B with extended shaft

#### CP9111Q-B Kit Metric

See details on page 95

#### FEATURES

- Rubber overmould grip
- Swivel air inlet
- Built-in air regulator



CP9108Q-B



See accessories on pages 92-97

 GENERAL MAINTENANCE  INDUSTRIAL MAINTENANCE & PRODUCTION  SUPER INDUSTRIAL

MODEL	PART NUMBER	FREE SPEED		POWER		COLLET CAPACITY		AIR CONS. @LOAD		NET WEIGHT		LENGTH		VIBRATION LEVEL ISO 28927 (m/s <sup>2</sup> )		SOUND PRESS. ISO 15744 - dB(A)	SOUND POWER	AIR INLET
		rpm	hp	W	in.	mm	cfm	l/s	lb	kg	in.	mm	a	k				
CP9105Q-B	615 195 2105	28,000	0.32	240	1/4	6.35	8.7	4.1	0.8	0.4	6.3	160	3.6	2.0	80	91	1/4	
CP9106Q-B	615 195 2106	23,000	0.32	240	1/4	6.35	8.7	4.1	1.5	0.7	6.5	165	5.1	2.6	80	91	1/4	
CP9108Q-B	615 195 2108	23,000	0.32	240	1/4	6	8.7	4.1	1.1	0.5	7.9	200	5.1	1.6	80	91	1/4	
CP9110Q-B	615 195 2110	27,000	0.32	240	1/4	6	8.7	4.1	1.5	0.7	10.2	260	4.9	2.5	80	91	1/4	
CP9111Q-B	615 195 2111	22,000	0.47	350	1/4	6	8.7	4.1	1.5	0.7	6.3	160	3.7	1.6	80	91	1/4	
CP9112Q-B	615 195 2112	22,000	0.47	350	1/4	6	8.7	4.1	2.9	1.3	13.4	340	2.7	1.2	80	91	1/4	

All models: Hose int. 3/8" (10mm) - @90 PSI (@6.3 Bar)

Listed specifications are for reference only. Please check documents in each tool.



## <0.54 hp (400 W) Die Grinders

### CP875 ★

22,500 RPM



#### COMPACT ANGLE DIE GRINDER

#### CP875 K

See details on page 95



#### FEATURES

- Includes 1/4" and 6 mm collet
- 90° angle head allows flexibility in tight areas
- Built-in air regulator

#### CP876

Same features as CP875 with 30000 rpm and straight body



#### BENEFITS

- General maintenance applications
- Compact and lightweight tool designed for easy maneuverability
- Ideal for limited space applications

### CP860 ★

24,000 RPM



#### GREAT DURABILITY

#### CP860E

Same features as CP860 with 6 mm collet

#### CP860ES

Same features as CP860 with 6" extended shaft

#### CP860ESE

Same features as CP860E with 6" extended shaft and 6 mm collet

#### FEATURES

- 1/4" collet
- Rugged and energy efficient 0.54 hp (400 W) motor
- Adjustable speed regulator

#### BENEFITS

- General maintenance applications
- Productivity and control
- Excellent for cleaning tires, moldings, porting, relieving engines, and general high-speed polishing and grinding



CP860



See accessories on pages 92-97

★ GENERAL MAINTENANCE   ★★ INDUSTRIAL MAINTENANCE & PRODUCTION   ★★★ SUPER INDUSTRIAL

MODEL	PART NUMBER	FREE SPEED		POWER		COLLET CAPACITY		AIR CONS. @LOAD		NET WEIGHT		LENGTH		VIBRATION LEVEL ISO 28927 (m/s <sup>2</sup> )		SOUND PRESS.	SOUND POWER	AIR INLET
		rpm	hp	W	in.	mm	cfm	l/s	lb	kg	in.	mm	a	k	ISO 15744 - dB(A)	in.		
CP875	T023995	22,500	0.3	220	1/4	6	22	10.4	1.0	0.5	4.9	124	4.4	1.9	101	112	1/4	
CP876	T023996	30,000	0.3	220	1/4	6	24	11.3	0.8	0.3	4.8	121	<2.5	-	101	112	1/4	
CP860	T019704	24,000	0.54	400	1/4	6.35	21	9.9	1.3	0.6	5.8	146	3.7	1.6	93	104	1/4	
CP860E	T021136	24,000	0.54	400		6	21	9.9	1.3	0.6	5.8	146	3.7	1.6	93	104	1/4	
CP860ES	T023193	24,000	0.54	400	1/4	-	23.1	10.9	2.1	1.0	11.8	294	3.7	1.5	93	104	1/4	
CP860ESE	T023354	24,000	0.54	400		6	23.1	10.9	2.1	1.0	11.8	294	3.7	1.5	93	104	1/4	

All models: Hose int. 3/8" (10mm) - @90 PSI (@6.3 Bar)

Listed specifications are for reference only. Please check documents in each tool.

# GRINDING

## <0.7 hp (500 W) Die Grinders

### The CP3000 Series Benefits

LIGHTWEIGHT & ERGONOMIC

- Industrial die grinder
- Industrial grade durability up to 1,000 hours between maintenance intervals
- Operator comfort

#### CP3000-325R ★★

25,000 RPM

#### FEATURES

- Compact composite handle
- Streamlined safety lever
- Rear Exhaust



#### CP3000-325R

#### CP3000-330R

Same features as CP3000-325R with 30,000 rpm

#### CP3000-325F/330F

Same features as CP3000-325R with 25,000, 30,000 rpm and Front exhaust. NOT FOR CE MARKET



CP3000-325R

#### CP3000-420R ★★

20,000 RPM



#### CP3000-415R/418R/424R

Same features as CP3000-420R with respectively 15,000 - 18,000 - 24,000 rpm

#### FEATURES

- Compact composite handle
- Streamlined safety lever
- Rear Exhaust

#### CP3000-418F/420F/424F

Same features as CP3000-420R with same speeds and Front exhaust. NOT FOR CE MARKET

#### CP3000-520R ★★

20,000 RPM



#### CP3000-515R/518R

Same features as CP3000-520R with respectively 15,000 - 18,000 rpm

#### FEATURES

- Compact composite handle
- Streamlined safety lever
- Front Exhaust

★ GENERAL MAINTENANCE   ★★ INDUSTRIAL MAINTENANCE & PRODUCTION   ★★★ SUPER INDUSTRIAL

MODEL	PART NUMBER	FREE SPEED		POWER		COLLET CAPACITY		AIR CONS. @LOAD		NET WEIGHT		LENGTH		VIBRATION LEVEL ISO 28927 (m/s <sup>2</sup> )		SOUND PRESS.	SOUND POWER	AIR INLET
		rpm	hp	W	in.	mm	cfm	l/s	lb	kg	in.	mm	a	k	ISO 15744 - dB(A)	in.		
CP3000-325F	615 160 0180	25,000	0.4	300	1/4	6.35	17.2	8.1	0.9	0.4	5.9	150	<2.5	-	84	95	1/4	
CP3000-325R	615 160 0150	25,000	0.4	300	1/4	6.35	19.1	9	0.9	0.4	5.9	150	3.2	1.6	79	90	1/4	
CP3000-330R	615 160 0160	30,000	0.4	300	1/4	6.35	19.1	9	0.9	0.4	5.9	150	<2.5	-	78	89	1/4	
CP3000-415R	615 160 0190	15,000	0.54	400	1/4	6.35	21.2	10	1.7	0.8	7.7	196	<2.5	-	80	91	1/4	
CP3000-418R	615 160 0200	18,000	0.54	400	1/4	6.35	21.2	10	1.7	0.8	7.7	196	<2.5	-	77	88	1/4	
CP3000-420F	615 160 0250	20,000	0.54	400	1/4	6.35	22	10.4	1.7	0.8	7.7	196	<2.5	-	82	93	1/4	
CP3000-420R	615 160 0210	20,000	0.54	400	1/4	6.35	23.3	11	1.7	0.8	7.7	196	<2.5	-	78	89	1/4	
CP3000-424F	615 160 0260	24,000	0.54	400	1/4	6.35	24	11.3	1.7	0.8	7.7	196	<2.5	-	82	93	1/4	
CP3000-424R	615 160 0220	24,000	0.54	400	1/4	6.35	23.3	11	1.7	0.8	7.7	196	<2.5	-	79	90	1/4	
CP3000-515R	615 160 0270	15,000	0.7	500	1/4	6.35	25.4	12	1.9	0.9	7.6	195	<2.5	-	81	92	1/4	
CP3000-518R	615 160 0280	18,000	0.7	500	1/4	6.35	27.6	13	1.9	0.9	7.6	195	<2.5	-	80	91	1/4	
CP3000-520R	615 160 0290	20,000	0.7	500	1/4	6.35	27.6	13	1.9	0.9	7.6	195	<2.5	-	81	92	1/4	

All models: Hose int. 3/8" (9.5 mm)- @90 PSI (@6.3 Bar)

Listed specifications are for reference only. Please check documents in each tool.

## <0.7 hp (500 W) Die Grinders

# The CP3030 Series Benefits

### LIGHTWEIGHT & ERGONOMIC

- Industrial die grinder
- Industrial grade durability up to 1,000 hours between maintenance intervals
- Operator comfort

## CP3030-420R ★★

20,000 RPM



#### FEATURES

- Streamlined safety lever
- Rear Exhaust
- Gearless durable construction

### CP3030-418R/424R

Same features as CP3030-420R with respectively 18,000 - 24,000 rpm

### CP3030-420F/424F

Same features as CP3030-420R with same speeds and Front exhaust.

NOT FOR CE MARKET

## CP3030-520R ★★

20,000 RPM



#### FEATURES

- Streamlined safety lever
- Rear Exhaust
- Gearless durable construction

### CP3030-518R

Same features as CP3030-520R with 18,000 rpm



See accessories on pages 92-97

## CP3030-325R ★★

25,000 RPM



### FEATURES

- Streamlined safety lever
- Rear Exhaust
- Gearless durable construction



## CP3030-325R

### CP3030-330R

Same features as CP3030-325R with 30,000 rpm

### CP3030-325F/330F

Same features as CP3030-325R with 25,000, 30,000 rpm and Front exhaust.

NOT FOR CE MARKET

★ GENERAL MAINTENANCE   ★★ INDUSTRIAL MAINTENANCE & PRODUCTION   ★★★ SUPER INDUSTRIAL

MODEL	PART NUMBER	FREE SPEED			POWER		COLLET CAPACITY		AIR CONS. @LOAD		NET WEIGHT		LENGTH		VIBRATION LEVEL ISO 28927 (m/s <sup>2</sup> )		SOUND PRESS.	SOUND POWER	AIR INLET
		rpm	hp	W	in.	mm	cfm	l/s	lb	kg	in.	mm	a	k	ISO 15744 - dB(A)	in.			
CP3030-325F	615 160 4120	25,000	0.4	300	1/4	6.35	16.3	7.7	1.1	0.5	6.1	154	<2.5	-	85	96	1/4		
CP3030-325R	615 160 4090	25,000	0.4	300	1/4	6.35	17	8	1.1	0.5	6.1	154	<2.5	-	80	91	1/4		
CP3030-330F	615 160 4110	30,000	0.4	300	1/4	6.35	17.6	8.3	1.1	0.5	6.1	154	<2.5	-	84	95	1/4		
CP3030-330R	615 160 4100	30,000	0.4	300	1/4	6.35	19.1	9	1.1	0.5	6.1	154	<2.5	-	77	88	1/4		
CP3030-418R	615 160 4130	18,000	0.54	400	1/4	6.35	21.2	10	1.8	0.8	6.8	174	<2.5	-	75	86	1/4		
CP3030-420F	615 160 4170	20,000	0.54	400	1/4	6.35	21.4	10.1	1.8	0.8	6.8	174	<2.5	-	82	93	1/4		
CP3030-420R	615 160 4140	20,000	0.54	400	1/4	6.35	23.3	11	1.8	0.8	6.8	174	<2.5	-	76	87	1/4		
CP3030-424F	615 160 4180	24,000	0.54	400	1/4	6.35	23.1	10.9	1.8	0.8	6.8	174	<2.5	-	82	93	1/4		
CP3030-424R	615 160 4150	24,000	0.54	400	1/4	6.35	23.3	11	1.8	0.8	6.8	174	<2.5	-	78	89	1/4		
CP3030-518R	615 160 4190	18,000	0.7	500	1/4	6.35	27.6	13	1.9	0.9	6.8	174	<2.5	-	80	91	1/4		
CP3030-520R	615 160 4200	20,000	0.7	500	1/4	6.35	29.7	14	1.9	0.9	6.8	174	<2.5	-	80	91	1/4		

All models: Hose int. 3/8" (9.5 mm) - @90 PSI (@6.3 Bar)

Listed specifications are for reference only. Please check documents in each tool.

# GRINDING

## <0.5 hp (375 W) Die Grinders The CP3019 Series Benefits

HIGH PERFORMANCE IN A COMPACT PACKAGE

- Industrial angle die grinder
- Optimal productivity
- Highest durability in demanding applications up to 2000 hours maintenance intervals

### CP3019-31ES 31,000 RPM

#### FEATURES

- Compact body
- Insulating composite over-housing
- Streamlined safety lever



### CP3019-31ES

#### CP3019-20ES/25ES/40ES

Same features as CP3019-31ES with 20,000 - 25,000 - 40,000 rpm

#### CP3019-20ES/25ES/40ES CNOMO

Same features as CP3019-31ES with 20,000 - 25,000 - 40,000 rpm and 6 mm CNOMO collet



CP3019-31

### CP3019-31

31,000 RPM




#### FEATURES

- Compact body
- Insulating composite over-housing
- Streamlined safety lever

#### CP3019-18/20/25/40

Same features as CP3019-31 with respectively 18,000 - 20,000 - 25,000 - 40,000 rpm

#### CP3019-20/25/31/40 CNOMO

Same features as CP3019-31 with 20,000 - 25,000 - 31,000 - 40,000 rpm and 6 mm CNOMO collet 

### CP3019-12AC

12,000 RPM



#### FEATURES

- Compact body
- Insulating composite over-housing
- Streamlined safety lever

#### CP3019-20AC

Same features as CP3019-12AC with 20,000 rpm

#### CP3019-12AC/20AC CNOMO

Same features as CP3019-12AC with 12,000 - 20,000 rpm and 6 mm CNOMO collet 

MODEL	PART NUMBER	FREE SPEED		POWER		COLLET CAPACITY		AIR CONS. @LOAD		NET WEIGHT		LENGTH		VIBRATION LEVEL ISO 28927 (m/s <sup>2</sup> )		SOUND PRESS. ISO 15744 - dB(A)	SOUND POWER	AIR INLET
		rpm		hp	W	in.	mm	cfm	l/s	lb	kg	in.	mm	a	k			
CP3019-12AC	615 160 4070	12,000		0.5	375	1/4	6.35	17	8	1.1	0.5	8.5	216	3.7	1.9	78	89	1/4
CP3019-20AC	615 160 4080	20,000		0.5	375	1/4	6.35	19.9	9.4	1.1	0.5	8.5	216	4.3	3.4	82	93	1/4
CP3019-18	615 160 0090	18,000		0.5	375	1/4	6.35	15.1	7.1	0.8	0.4	6.7	169	<2.5	-	76	87	1/4
CP3019-20	615 160 0100	20,000		0.5	375	1/4	6.35	19.1	9	0.8	0.4	6.7	169	4.1	1.5	75	86	1/4
CP3019-25	615 160 0110	25,000		0.5	375	1/4	6.35	19.1	9	0.8	0.4	6.6	169	2.6	1.5	78	89	1/4
CP3019-31	615 160 0120	31,000		0.5	375	1/4	6.35	21.2	10	0.8	0.4	6.6	169	3.3	2.0	79	90	1/4
CP3019-40	615 160 0130	40,000		0.5	375	1/4	6.35	22	10.4	0.8	0.4	6.6	169	<2.5	-	81	92	1/4
CP3019-20ES	615 160 2170	20,000		0.5	375	1/4	6.35	18	8.5	1.2	0.6	9.8	249	3.7	1.9	74	85	1/4
CP3019-25ES	615 160 2180	25,000		0.5	375	1/4	6.35	19.1	9	1.2	0.6	9.8	249	3.2	1.7	77	88	1/4
CP3019-31ES	615 160 2190	31,000		0.5	375	1/4	6.35	19.9	9.4	1.2	0.6	9.8	249	3.6	1.6	81	92	1/4
CP3019-40ES	615 160 2200	40,000		0.5	375	1/4	6.35	21.2	10	1.2	0.6	9.8	249	3	2.0	80	91	1/4
CP3019-20 CNOMO	615 160 0340	20,000		0.5	375	-	6	19.1	9	0.8	0.4	6.7	169	<2,5	-	74	85	1/4
CP3019-25 CNOMO	615 160 0350	25,000		0.5	375	-	6	19.1	9	0.8	0.4	6.7	169	<2,5	-	78	89	1/4
CP3019-31 CNOMO	615 160 0360	31,000		0.5	375	-	6	21.2	10	0.8	0.4	6.7	169	2.8	2.0	77	88	1/4
CP3019-40 CNOMO	615 160 0370	40,000		0.5	375	-	6	22	10.4	0.8	0.4	6.7	169	2.8	1.4	77	88	1/4
CP3019-20ES CNOMO	615 160 2210	20,000		0.5	375	-	6	18	8.5	1.2	0.6	9.8	249	2.9	0.9	75	86	1/4
CP3019-25ES CNOMO	615 160 2220	25,000		0.5	375	-	6	19.1	9	1.2	0.6	9.8	249	4.7	2.4	78	89	1/4
CP3019-31ES CNOMO	615 160 2230	31,000		0.5	375	-	6	19.9	9.4	1.2	0.6	9.8	249	<2,5	-	80	91	1/4
CP3019-40ES CNOMO	615 160 2240	40,000		0.5	375	-	6	21.2	10	1.2	0.6	9.8	249	<2,5	-	78	89	1/4
CP3019-12AC CNOMO	615 160 4230	12,000		0.5	375	-	6	17	8	1.1	0.5	8.5	216	3.7	1.9	78	89	1/4
CP3019-20AC CNOMO	615 160 4240	20,000		0.5	375	-	6	19.9	9.4	1.1	0.5	8.5	216	4.3	3.4	82	93	1/4

All models: Hose int. 3/8" (10mm) - @90 PSI (@6.3 Bar)

Listed specifications are for reference only. Please check documents in each tool.

# 1 hp (750 W) Die Grinders

**CP9113G** ★★

25,000 RPM



**ROBUST STEEL CONSTRUCTION**

**FEATURES**

- Robust machined steel housing
- Robust safety lever
- Front exhaust

**BENEFITS**

- Industrial die grinder
- High body durability
- Designed for rough use

**CP3451-18SEC** ★★

18,000 RPM



**CP3451-18SEC**

Same features as CP3451-18SEC with rotative valve  
NOT FOR CE / NA MARKETS



**INDUSTRIAL GRADE EXTENDED SHAFT DIE GRINDER**

**FEATURES**

- Aluminum body
- Insulating composite cover
- Rear exhaust

**BENEFITS**

- Industrial straight die grinder
- Light body
- Industrial grade durability up to 1000 hours



CP3451-18SEC

**CP9113GES** ★★

25,000 RPM

**ROBUST STEEL CONSTRUCTION**



**FEATURES**

- Robust machined steel housing
- Robust safety lever
- Side exhaust

**BENEFITS**

- Industrial extended shaft die grinder
- High body durability
- Designed for rough use



**CP9113GES**



See accessories on pages 92-97

★ GENERAL MAINTENANCE   ★★ INDUSTRIAL MAINTENANCE & PRODUCTION   ★★★ SUPER INDUSTRIAL

MODEL	PART NUMBER	FREE SPEED	POWER		COLLET CAPACITY		AIR CONS. @LOAD		NET WEIGHT		LENGTH		VIBRATION LEVEL ISO 28927 (m/s <sup>2</sup> )		SOUND PRESS.	SOUND POWER	AIR INLET
		rpm	hp	W	in.	mm	cfm	l/s	lb	kg	in.	mm	a	k	ISO 15744 - dB(A)	in.	
CP3451-18SEC	615 160 2010	18,000	1	750	1/4	6.35	36.9	17.4	3.1	1.4	13	330	2.7	1.8	84	95	3/8
CP3451-18SECRC	615 160 2040	18,000	1	750	1/4	6.35	36.9	17.4	3.1	1.4	13	330	2.7	1.8	84	95	3/8
CP9113G	615 160 0010	25,000	1	750	1/4	6.35	31.8	15	2.5	1.2	6.7	170	3.6	1.8	93	104	3/8
CP9113GES	615 160 2070	25,000	1	750	1/4	6.35	31.8	15	3.5	1.6	12.6	320	2.7	1.1	83	94	3/8

All models: Hose int. 1/2" (13mm) - @90 PSI (@6.3 Bar)

Listed specifications are for reference only. Please check documents in each tool.

# GRINDING

**CP3109-24** ★★



24,000 RPM



## HIGH PERFORMANCE

### FEATURES

- Steel housing
- Insulating composite over-housing
- Streamlined safety lever

### BENEFITS

- Industrial die grinder
- High productivity
- Highest durability in demanding applications with up to 2000 hrs between maintenance intervals



**CP3109-24**

**CP3109-28**

Same features as CP3109-24 with 28,000 rpm



**CP3109-28ES**

Same features as CP3109-24 with 28,000 rpm and extended shaft

## 0.8 hp (600 W) Die Grinders

**CP3109-19** ★★



19,000 RPM



## HIGH PERFORMANCE

**CP3109-19ES**

Same features as CP3109-19 with extended shaft

### FEATURES

- Steel housing
- Insulating composite over-housing
- Streamlined safety lever

### BENEFITS

- Industrial die grinder
- High productivity
- Highest durability in demanding applications up to 2000 hours maintenance intervals

**CP3109-24ES** ★★



24,000 RPM



## HIGH PERFORMANCE

### FEATURES

- Steel housing
- Insulating composite over-housing
- Extended body with rubber grip

### BENEFITS

- Industrial extended shaft die grinder
- High productivity
- Highest durability in demanding applications up to 2000 hours maintenance intervals



See accessories on pages 92-97

★ GENERAL MAINTENANCE    ★★ INDUSTRIAL MAINTENANCE & PRODUCTION    ★★★ SUPER INDUSTRIAL

MODEL	PART NUMBER	FREE SPEED		POWER		COLLET CAPACITY		AIR CONS. @LOAD		NET WEIGHT		LENGTH		VIBRATION LEVEL ISO 28927 (m/s <sup>2</sup> )		SOUND PRESS. ISO 15744 - dB(A)	SOUND POWER	AIR INLET
		rpm		hp	W	in.	mm	cfm	l/s	lb	kg	in.	mm	a	k			
CP3109-19	615 160 0020	19,000		0.8	600	1/4	6.35	31.8	15	2.0	0.9	8.8	222	3.0	1.8	76	87	3/8
CP3109-19ES	615 160 2080	19,000		0.8	600	1/4	6.35	31.8	15	2.9	1.3	14.5	363	<2.5	-	76	87	3/8
CP3109-24	615 160 0030	24,000		0.8	600	1/4	6.35	31.8	15	2.0	0.9	8.8	222	<2.5	-	81	92	3/8
CP3109-24ES	615 160 2090	24,000		0.8	600	1/4	6.35	31.8	15	2.9	1.3	14.2	361	<2.5	-	81	92	3/8
CP3109-28	615 160 0040	28,000		0.8	600	1/4	6.35	31.8	15	2.0	0.9	8.8	222	<2.5	-	85	96	3/8
CP3109-28ES	615 160 2100	28,000		0.8	600	1/4	6.35	31.8	15	2.9	1.3	14.2	361	<2.5	-	85	96	3/8

All models: Hose int. 1/2" (13mm) - @90 PSI (@6.3 Bar)

Listed specifications are for reference only. Please check documents in each tool.

## 0.8 to 2.4 hp (600 to 1,800 W) Die Grinders

### CP3550-120AC

12,000 RPM



#### INDUSTRIAL PRODUCTIVITY & ERGONOMICS

##### FEATURES

- 1.5 hp (1,100 W) governed motor
- Durable bevel gear
- Spindle lock button

##### BENEFITS

- Industrial angle die grinder
- Industrial grade durability with up to a 1,000 hour maintenance interval
- Superior torque for maximal productivity

To learn more about CP3550 series please refer p104

### CP3109-13AC

13,000 RPM



#### HIGH PERFORMANCE

##### FEATURES

- Insulating composite over-housing
- Streamlined safety lever
- Highly durable bevel gear

##### BENEFITS

- Industrial die grinder
- Optimal productivity
- Highest durability in demanding applications with up to 2,000 hours between maintenance intervals

### CP3650-120ACC

12,000 RPM



#### SUPERIOR PERFORMANCE & ERGONOMICS

#### FEATURES

- 2.4 hp (1,800 W) high performance governed motor
- Superior durability bevel gear
- Streamlined safety lever

#### BENEFITS

- Highest durability in demanding applications up to 2000 hours
- Superior torque for maximal productivity
- Superior ergonomics



### CP3650-120ACC

To learn more about CP3650 series please refer p106



See accessories on pages 92-97

 GENERAL MAINTENANCE  INDUSTRIAL MAINTENANCE & PRODUCTION 

MODEL	PART NUMBER	FREE SPEED	POWER		COLLET CAPACITY		AIR CONS. @LOAD		NET WEIGHT		LENGTH		VIBRATION LEVEL ISO 28927 (m/s <sup>2</sup> )		SOUND PRESS.	SOUND POWER	AIR INLET
		rpm	hp	W	in.	mm	cfm	l/s	lb	kg	in.	mm	a	k	ISO 15744 - dB(A)		in.
CP3109-13AC	615 160 4060	13,000	0.8	600	1/4	6.35	31.8	15	2.4	1.1	8.6	216	3.7	1.4	85	96	3/8
CP3550-120AC	615 160 7750	12,000	1.5	1100	1/4	6.35	56	26	3.2	1.5	9.8	249	6.1	7.3	84	95	3/8
CP3650-120ACC	615 160 7230	12,000	2.4	1800	1/4	6.35	68	32	3.1	1.4	9.4	238	7.5	2.5	82	93	3/8

All models: Hose int. 1/2" (13mm) - @90 PSI (@6.3 Bar)

Listed specifications are for reference only. Please check documents in each tool.

# GRINDING

## 1.2 hp (900 W) Die Grinders

### The CP3119 Series Benefits

#### HIGH PERFORMANCE

- Industrial
- High productivity
- Highest durability in demanding applications up to 2000 hours maintenance intervals

### CP3119-22ES 22,000 RPM

#### FEATURES

- Steel housing
- Insulating composite over-housing
- Extended body with rubber grip



**CP3119-22ES**

#### CP3119-12ES/15ES/18ES/22ES

Same features as CP3119-22ES  
with 12,000 - 15,000 - 18,000 - 22,000 rpm

#### CP3119-12ES/15ES/18ES/22ES CNOMO

Same features as CP3119-22ES with 12,000 - 15,000 - 18,000 - 22,000 rpm and 6 mm CNOMO collet



See accessories on pages 92-97

### CP3119-22 22,000 RPM



#### FEATURES

- Steel housing
- Insulating composite over-housing
- Streamlined safety lever

#### CP3119-12/15/18

Same features as CP3119-22 with 12,000 - 15,000 - 18,000 rpm

#### CP3119-12/15/18/22 CNOMO

Same features as CP3119-22 with  
12,000 - 15,000 - 18,000 - 22,000 rpm  
and 6 mm CNOMO collet



CP3119-22ES

 GENERAL MAINTENANCE  INDUSTRIAL MAINTENANCE & PRODUCTION  SUPER INDUSTRIAL

MODEL	PART NUMBER	FREE SPEED		POWER		COLLET CAPACITY		AIR CONS. @LOAD		NET WEIGHT		LENGTH		VIBRATION LEVEL ISO 28927 (m/s <sup>2</sup> )		SOUND PRESS. ISO 15744 - dB(A)	SOUND POWER	AIR INLET
		rpm		hp	W	in.	mm	cfm	l/s	lb	kg	in.	mm	a	k			
CP3119-12	6 15 16 0 0050	12,000		1.2	900	1/4	6.35	33.9	16	2.2	1.0	8.8	222	<2.5	-	76	87	3/8
CP3119-12ES	6 15 16 0 2110	12,000		1.2	900	1/4	6.35	33.9	16	3.1	1.4	14.2	361	<2.5	-	76	87	3/8
CP3119-15	6 15 16 0 0060	15,000		1.2	900	1/4	6.35	36	17	1.2	1.0	8.8	222	3.8	2.2	81	92	3/8
CP3119-15ES	6 15 16 0 2120	15,000		1.2	900	1/4	6.35	36	17	3.1	1.4	14.2	361	<2.5	-	81	92	3/8
CP3119-18	6 15 16 0 0070	18,000		1.2	900	1/4	6.35	38.2	18	2.2	1.0	8.8	222	2.9	1.8	80	91	3/8
CP3119-18ES	6 15 16 0 2130	18,000		1.2	900	1/4	6.35	38.2	18	3.1	1.4	14.2	361	<2.5	-	80	91	3/8
CP3119-22	6 15 16 0 0080	22,000		1.2	900	1/4	6.35	38.2	18	2.2	1.0	8.8	222	<2.5	-	81	92	3/8
CP3119-22ES	6 15 16 0 2140	22,000		1.2	900	1/4	6.35	38.2	18	3.1	1.4	14.2	361	2.6	0.8	81	92	3/8
CP3119-12 CNOMO	6 15 16 0 0380	12,000		1.2	900	-	6	33.9	16	2.2	1.0	8.7	222	<2.5	-	75	86	3/8
CP3119-12ES CNOMO	6 15 16 0 2250	12,000		1.2	900	-	6	33.9	16	3.1	1.4	14.3	363	2.7	-	76	87	3/8
CP3119-15 CNOMO	6 15 16 0 0390	15,000		1.2	900	-	6	36	17	2.2	1.0	8.7	222	<2.5	-	80	91	3/8
CP3119-15ES CNOMO	6 15 16 0 2260	15,000		1.2	900	-	6	36	17	3.1	1.4	14.3	363	<2.5	-	81	92	3/8
CP3119-18 CNOMO	6 15 16 0 0400	18,000		1.2	900	-	6	38.2	18	2.2	1.0	8.7	222	<2.5	-	81	92	3/8
CP3119-18ES CNOMO	6 15 16 0 2270	18,000		1.2	900	-	6	38.2	18	3.1	1.4	14.3	363	<2.5	-	80	91	3/8
CP3119-22 CNOMO	6 15 16 0 0410	22,000		1.2	900	-	6	38.2	18	2.2	1.0	8.7	222	<2.5	-	81	92	3/8
CP3119-22ES CNOMO	6 15 16 0 2280	22,000		1.2	900	-	6	38.2	18	3.1	1.4	14.3	363	<2.5	-	81	92	3/8

All models: Hose int. 1/2" (13mm) - @90 PSI (@6.3 Bar)

Listed specifications are for reference only. Please check documents in each tool.



# 1.2 hp (900 W) Long Reach Die Grinders

**CP3119-12EL** ★★☆☆

12,000 RPM



## HIGH PERFORMANCE

### FEATURES

- 23,7" (603 mm) extended body with one piece steel structure
- Steel housing
- Insulating composite over-housing

### BENEFITS

- Industrial extended shaft long die grinder
- High productivity
- Highest durability in demanding applications with up to 2000 hrs between maintenance intervals



CP3119-12EL

**CP3119-12EXL** ★★☆☆

12,000 RPM



## HIGH PERFORMANCE

### FEATURES

- 33.6" (853 mm) extended body with one piece steel structure
- Steel construction
- Insulating composite over-housing

### BENEFITS

- Industrial extended shaft long die grinder
- High productivity
- Highest durability in demanding applications with up to 2000 hrs between maintenance intervals



**CP3119-12EXL**



See accessories on pages 92-97

★ GENERAL MAINTENANCE   ★★ INDUSTRIAL MAINTENANCE & PRODUCTION   ★★★ SUPER INDUSTRIAL

MODEL	PART NUMBER	FREE SPEED	POWER		COLLET CAPACITY		AIR CONS. @LOAD		NET WEIGHT		LENGTH		VIBRATION LEVEL ISO 28927 (m/s <sup>2</sup> )		SOUND PRESS.	SOUND POWER	AIR INLET
		rpm	hp	W	in.	mm	cfm	l/s	lb	kg	in.	mm	a	k	ISO 15744 - dB(A)	in.	
CP3119-12EL	615 160 2150	12,000	1.2	900	1/4	6.35	33.9	16	4.6	2.1	23.7	603	3	1.3	74	85	3/8
CP3119-12EXL	615 160 2160	12,000	1.2	900	1/4	6.35	33.9	16	5.9	2.7	33.6	853	3.1	1.4	74	85	3/8

All models: Hose int. 3/8" (10mm) - @90 PSI (@6.3 Bar)

Listed specifications are for reference only. Please check documents in each tool.

# GRINDING

**CP3451-18SE3** ★★ 18,000 RPM

INDUSTRIAL GRADE  
STRAIGHT WHEEL GRINDER



## FEATURES

- Aluminum body
- Insulating composite cover
- Rear exhaust

## BENEFITS

- Industrial straight wheel grinder
- Light body
- Industrial grade durability with up to 1,000 hours between maintenance intervals



**CP3451-18SE3**

### CP3451-16SE25

Same features as CP3451-18SE3 with 16,000 rpm & 2.5" wheel capacity

### CP3451-16SER25

Same features as CP3451-18SE3 with 16,000 rpm, 2.5" wheel capacity and rotative valve  
NOT FOR CE / NA MARKET

### CP3451-18SER3

Same features as CP3451-18SE3 with rotative valve  
NOT FOR CE / NA MARKET



See accessories on pages 92-97

## <1.2 hp (900 W) Straight Wheel Grinders

**CP3119-18ES3** ★★★ 18,000 RPM



### CP3119-12ES3

Same features as CP3119-18ES3 with 12,000 rpm and 3" wheel capacity

### CP3119-12ES4

Same features as CP3119-18ES3 with 12,000 rpm and 4" wheel

### CP3119-15ES2/3

Same features as CP3119-18ES3 with 15,000 rpm and 2" & 3" wheel capacity

### CP3119-123X

Same features as CP3119-12ES3 with short shaft



## HIGH PERFORMANCE

### FEATURES

- Steel housing
- Insulating composite over-housing
- Extended body with rubber grip

### BENEFITS

- Industrial straight wheel grinder
- High productivity
- Highest durability in demanding applications with up to 2,000 hours between maintenance intervals



CP3119-15ES3

★ GENERAL MAINTENANCE    ★★ INDUSTRIAL MAINTENANCE & PRODUCTION    ★★★ SUPER INDUSTRIAL

MODEL	PART NUMBER	FREE SPEED		POWER		MAX WHEEL CAPACITY		SPINDLE THREAD	AIR CONS. @LOAD		NET WEIGHT		LENGTH		VIBRATION LEVEL ISO 28927 (m/s <sup>2</sup> )		SOUND PRESS. ISO 15744 - dB(A)	SOUND POWER	AIR INLET
		rpm		hp	W	in.	mm		in.	cfm	l/s	lb	kg	in.	mm	a			
CP3119-123X	615 160 6070	12,000		1.2	900	3x25/32x1/2	80x20x12.7	1/2-13	33.9	16	3.7	1.7	9.3	236	<2.5	-	77	81	3/8
CP3119-12ES3X	615 160 6030	12,000		1.2	900	3x1/2x3/8	80x13x9.52	3/8-24	33.9	16	3.7	1.7	13.3	338	NA	-	77	88	3/8
CP3119-12ES4	615 160 6020	12,000		1.2	900	4x1/2x3/8	100x13x9.52	3/8-24	33.9	16	4.0	1.8	13.3	338	2.5	-	78	89	3/8
CP3119-15ES2	615 160 6040	15,000		1.2	900	2.5x1/2x3/8	63x13x9.52	3/8-24	33.9	16	3.5	1.6	13.3	338	<2.5	-	77	88	3/8
CP3119-15ES3	615 160 6050	15,000		1.2	900	3x1/2x3/8	80x13x9.52	3/8-24	33.9	16	3.7	1.7	13.3	338	2.7	1.1	78	89	3/8
CP3119-18ES3	615 160 6060	18,000		1.2	900	3x1/2x3/8	80x13x9.52	3/8-24	33.9	16	3.7	1.7	13.3	338	5.3	3.1	77	88	3/8
CP3451-16SE25	615 160 2020	16,000		0.8	600	2.5x1/2x3/8	63x13x9.52	-	27.8	13.1	3.3	1.5	13.8	346	10	5.0	82	93	3/8
CP3451-16SER25	615 160 2050	16,000		0.8	600	2.5x1/2x3/8	63x13x9.52	-	27.8	13.1	3.3	1.5	13.8	346	14.1	4.7	82	93	3/8
CP3451-18SE3	615 160 2030	18,000		1	750	3x1/2x3/8	80x13x9.52	-	36.9	17.4	3.5	1.6	14	351	3.1	1.3	84	95	3/8
CP3451-18SER3	615 160 2060	18,000		1	750	3x1/2x3/8	80x13x9.52	-	36.9	17.4	3.5	1.6	14	351	3.1	1.3	84	95	3/8

All models: Hose int. 1/2" (13mm) - @90 PSI (@6.3 Bar)

Listed specifications are for reference only. Please check documents in each tool.

## 3.2 & 3.6 HP (2,400 & 2,700 W) Straight Wheel Grinders

### The CP3249 Series Benefits

#### PERFORMANCE IN HEAVY APPLICATIONS

- Industrial straight wheel grinder
- High productivity
- Highest durability in demanding applications with up to 2000 hrs between maintenance intervals

### CP3249-GABSUD 4,500 RPM



#### CP3249-GABSUDE

Same features as CP3249-GABSUD  
CE CERTIFICATION / NOT FOR ANSI MARKET

#### FEATURES

- Grooved handles for improved operator grip
- Double action safety lever
- Overspeed prevention device included



CP3249-GABSUD

### CP3249-GABSYG 6,000 RPM



#### FEATURES

- Grooved handles for improved operator grip
- Double action safety lever
- Overspeed prevention device included



### CP3249-GABSYG

#### CP3249-GABSYGE

Same features as CP3249-GABSYG  
CE CERTIFICATION / NOT FOR ANSI MARKET



See accessories on pages 92-97



MODEL	PART NUMBER	FREE SPEED		POWER		MAX WHEEL CAPACITY		SPINDLE THREAD	AIR CONS. @LOAD		NET WEIGHT		LENGTH		VIBRATION LEVEL ISO 28927 (m/s <sup>2</sup> )		SOUND PRESS. ISO 15744 - dB(A)	SOUND POWER	AIR INLET
		rpm		hp	W	in.	mm		in.	cfm	l/s	lb	kg	in.	mm	a			
CP3249-GABSUD	615 160 6140	4,500		3.2	2,400	8x1x5/8	200x25x15.9	5/8-11	70	33	13.9	6.3	21.8	554	NA	-	82	93	1/2
CP3249-GABSUDE	615 160 6190	4,500		3.2	2,400	8x1x5/8	200x25x15.9	5/8-11	70	33	13.9	6.3	19.4	492	NA	-	82	93	1/2
CP3249-GABSYG	615 160 6130	6,000		3.6	2,700	6x1x5/8	150x25x15.9	5/8-11	86	41	12.3	5.6	21.8	554	NA	-	82	93	1/2
CP3249-GABSYGE	615 160 6180	6,000		3.6	2,700	6x1x5/8	150x25x15.9	5/8-11	86	41	12.3	5.6	19.4	492	NA	-	82	93	1/2

All models: Hose int. 5/8" (16mm) - @90 PSI (@6.3 Bar)

Listed specifications are for reference only. Please check documents in each tool.

# GRINDING


## Accessories Die Grinders

### ACCESSORIES INCLUDED



MODEL	DESCRIPTION	PART NO.
<b>CP3000-600CR</b>	Collet $\varnothing$ 1/8" Wrench	205 054 8553 205 054 8083
<b>CP3000-600CR</b>	Collet $\varnothing$ 3mm Wrench	205 054 8563 205 054 8083
<b>CP3000-3..R/F</b>	Serie 300 collet $\varnothing$ 1/4" (5.55 to 6.35mm) Flat wrench (2)	615 526 0590 205 054 8063
<b>CP3000-5..R/F</b> <b>CP3000-4..R/F</b> <b>CP3030-4..R/F</b> <b>CP3030-5..R/F</b>	Serie 200 collet, $\varnothing$ 1/4" (5.55 to 6.35mm) Flat wrench	615 526 0630 205 054 8193
<b>CP3019-..ES</b> <b>CP3019-..AC</b> <b>CP3119-..</b>	Serie 300 collet $\varnothing$ 1/4" (5.55 to 6.35mm) Exhaust hose L= 31" (0.8m) Flat wrench, 7/16" (11mm) Flat wrench, 11/16" (17mm)	615 526 0590 615 875 1060 615 801 0030 615 501 0320
<b>CP3030-3..R/F</b>	Serie 300 collet, $\varnothing$ 1/4" (5.55 to 6.35mm) Flat wrench (2)	615 526 0590 205 054 8063
<b>CP9113..</b>	Serie 200 collet, $\varnothing$ 1/4" (5.55 to 6.35mm) Flat wrench Flat wrench	615 526 0630 205 054 4513 205 054 4523
<b>CP3451</b>	Serie 200 collet $\varnothing$ 1/4" (5.55 to 6.35mm) Exhaust hose (only with CP3451-18SERC) Cone wheel adaptor Stem Wrench (2)	615 526 0630 615 432 0110 615 542 1330 615 801 0810 205 049 6453
<b>CP3109-13AC</b>	Serie 300 collet, $\varnothing$ 1/4" (5.55 to 6.35mm) Exhaust hose 60" (1.5m) Flat wrench, 7/16" (11mm) Flat wrench, 11/16" (17mm)	615 526 0590 615 875 1130 615 801 0030 615 801 0320
<b>CP3109-..ES</b> <b>CP3109-..ES</b> <b>CP3119-..</b> <b>CP3119-..ES</b>	Serie 200 collet, $\varnothing$ 1/4" (5.55 to 6.35mm) Exhaust hose 60" (1.5m) Flat wrench, 14mm Flat wrench, 3/4" (19mm)	615 526 0630 615 875 1130 615 801 0050 615 801 0760
<b>CP3019-..CNOMO</b> <b>CP3019-..ES</b> <b>CNOMO</b>	CNOMO collet $\varnothing$ 6mm Exhaust hose L = 0.8m (31") Flat wrench, 25/64" (10mm) Flat wrench, 7/16" (11mm)	615 526 0460 615 875 1060 615 801 0020 615 801 0030
<b>CP3119-..CNOMO</b> <b>CP3119-..ES</b> <b>CNOMO</b>	Collet-holder extension L = 28mm (1.1") CNOMO collet $\varnothing$ 6mm Exhaust hose L = 1.5m (60") Flat wrench, 14mm (Qty 2)	615 523 0180 615 526 0490 615 875 1130 615 801 0050
<b>CP3550-120AC</b>	Serie 200 collet $\varnothing$ 1/4" (5.55 to 6.35mm) Exhaust hose kit Flat wrench Side handle	615 526 0630 615 813 2520 205 049 6453 205 052 4063
<b>CP3650-120ACC</b>	3/8" air hose nipple for 1/2" (13mm) ID hose Hose clamp Exhaust hose Vibration-damping side handle Spanner wrench 19mm	615 704 0270 615 263 0240 615 875 1130 615 576 0660 615 801 0760

MODEL	ITEM	DESCRIPTION	PART NO.
<b>CP3119-...</b>	.	Exhaust hose L= 31" (0.8m)	615 875 1130
<b>CP3119-12ES4</b>	1	4" (100mm) Disc Guard	615 504 1520
	2	Rear flange 3/8"	615 503 1310
	3	Front flange 3/8"	615 502 0630
	4	Locknut	615 608 0440
	.	Flat wrench, 9/16" (14.3mm)	615 801 0740
	.	Flat wrench, 3/4" (19mm)	615 801 0760
<b>CP3119-18ES3</b>	1	3" (80mm) Disc Guard	615 504 1510
<b>CP3119-15ES3</b>	2	Rear flange 3/8"	615 503 1250
<b>CP3119-12ES3</b>	3	Front flange 3/8"	615 502 0130
<b>CP3119-12ES3X</b>	4	Locknut	615 608 0440
	.	Flat wrench, 9/16" (14.3mm)	615 801 0740
	.	Flat wrench, 3/4" (19mm)	615 801 0760
<b>CP3119-123X</b>	1	3" (80mm) Disc Guard	615 504 1510
	2	Rear flange 1/2"	615 503 1270
	3	Front flange 1/2"	615 502 0440
	4	Locknut	615 608 0450
	.	Flat wrench, 3/4" (19mm)	615 801 0760
<b>CP3119-15ES2</b>	1	2-1/2" (63mm) Disc Guard	615 504 1500
	2	Rear flange 3/8"	615 503 1260
	3	Front flange 3/8"	615 502 0430
	4	Locknut	615 608 0440
	.	Flat wrench, 11/16" (17mm)	615 801 0320
	.	Flat wrench, 9/16" (14.3mm)	615 801 0740
<b>CP3451-..</b>	.	Exhaust hose	615 432 0110
<b>CP3451-18SE3</b> <b>CP3451-18SER3</b>	1	3" (80mm) Disc Guard	615 504 1910
	2	Rear flange	615 503 1620
	3	Front flange	615 502 0790
	4	Locknut	615 605 0950
	.	Flat wrench (2)	205 049 6453
<b>CP3451-16SE25</b> <b>CP3451-16SER25</b>	1	2-1/2" (63mm) Disc Guard	615 504 1890
	2	Rear flange	615 503 1610
	3	Front flange	615 502 0800
	4	Locknut	615 605 0950
	.	Flat wrench (2)	205 049 6453
<b>CP3249</b> <b>-GABSUDE</b> <b>CP3249</b> <b>-GABSUD</b>	1	8" (200mm) Disc Guard	615 504 0780
	2	Rear flange	615 503 0040
	3	Front flange	615 502 0070
	4	Locknut	615 608 0060
	.	Woodruff key	615 630 0190
	.	Flat wrench 1-1/16" (27 mm)	615 801 0770
<b>CP3249</b> <b>-GABSUGE</b> <b>CP3249</b> <b>-GABSUG</b>	1	6" (150mm) Disc Guard	615 504 0790
	2	Rear flange	615 503 0280
	3	Front flange	615 502 0270
	4	Locknut	615 608 0060
	.	Woodruff key	615 630 0190
	.	Flat wrench	615 801 0770
<b>CP3249</b> <b>-GABSUGE</b> <b>CP3249</b> <b>-GABSUG</b> <b>FLAP WHEEL</b>	1	6" (150mm) Disc Guard	615 504 0790
	2	Rear flange	615 503 0280
	3	Front flange	615 502 0270
	4	Locknut	615 608 0060
	.	Woodruff key	615 630 0190
	.	Flat wrench 1-1/16" (27 mm)	615 801 0770
	*	Flange supplied with flap wheel. To be drilled to fit the diameter of the output shaft of the tool	



## Accessories Die Grinders




## OPTIONAL ACCESSORIES

MODEL	DESCRIPTION	PART NO.
<b>3119-...CNOMO</b>	Collet-holder extension L = 28mm (1.1")	<b>615 523 0180</b>
<b>3119-...ES</b>	CNOMO collet ø 3mm	<b>615 526 0480</b>
<b>CNOMO</b>	CNOMO collet ø 6.35mm (1/4")	<b>615 526 0500</b>
	CNOMO collet ø 8mm	<b>615 526 0510</b>
	Complete silencer kit	<b>615 396 1660</b>
	Reinforced cloth-lined exhaust hose L = 0.75m (30")	<b>615 875 1160</b>
	Clippable silencer	<b>615 396 6550</b>
<b>CP3650-120ACC</b>	Silencer kit	<b>615 396 1660</b>
	Vibration-damping side handle	<b>615 576 0660</b>
	Hose clamp	<b>615 263 0240</b>
	Clippable silencer	<b>615 396 9570</b>
	Reinforced cloth-lined exhaust hose L=30" (0.75m)	<b>615 875 1160</b>
	Grease gun include 24g	<b>615 990 1490</b>
	Grease for bevel gear (1kg)	<b>615 990 1480</b>
	Blades kit (x100)	<b>615 434 0640</b>



MODEL	DESCRIPTION	PART NO.
<b>3019-...CNOMO</b>	CNOMO collet ø 2.5mm	<b>615 526 0890</b>
<b>3019-...ES</b>	CNOMO collet ø 3mm	<b>615 526 0440</b>
<b>CNOMO</b>	CNOMO collet ø 3.2mm (1/8")	<b>615 526 0450</b>
	CNOMO collet ø 4mm (5/32")	<b>615 526 0900</b>
	CNOMO collet ø 5mm	<b>615 526 0920</b>
	CNOMO collet ø 6.4mm (1/4")	<b>615 526 0470</b>
	Complete silencer kit	<b>615 396 1010</b>
	Silencer	<b>615 574 0280</b>
	Clippable silencer	<b>615 396 1240</b>
	Grease gun (capacity 24g - 0.8 oz.)	<b>615 990 1490</b>
	Grease for bevel gear (1kg - 2.2lb)	<b>615 990 1480</b>
<b>CP3550-...</b>	Low vibration handle	<b>615 576 0780</b>



## COLLET

## SERIES 200 COLLET



MODEL	CAPACITY	PART NO.
<b>CP3000-5..R/F</b>	Collet, ø 3.2 to 4mm	<b>615 526 1510</b>
<b>CP3000-4..R/F</b>	Collet, ø 3.7 to 4.5mm	<b>615 526 1520</b>
<b>CP3030-4..R/F</b>	Collet, ø 5.2 to 6mm	<b>615 526 0620</b>
<b>CP3030-5..R/F</b>	Collet, ø 1/4" (5.55 to 6.35mm)	<b>615 526 0630</b>
<b>CP3109-..</b>	Collet, ø 7.2 to 8mm	<b>615 526 0640</b>
<b>CP3119-..</b>	Collet, ø 3/8" (8.7 to 9.5mm)	<b>615 526 0650</b>
<b>CP3451-..</b>		
<b>CP3550-120ACC</b>	Serie 200 collet ø1/4" (5.55 to 6.35mm)	<b>615 526 0630</b>
<b>CP3650-120ACC</b>		
<b>CP9113G/ES</b>		

## SERIES 300 COLLET



MODEL	CAPACITY	PART NO.
<b>CP3000-3..R/F</b>	Collet, ø 1/8" (2.4 to 3.2mm)	<b>615 526 0610</b>
<b>CP3019-..(ES)</b>	Collet, ø 4.2 to 5mm	<b>615 526 1530</b>
<b>CP3019-..</b>	Collet, ø 3/64" (0.4 to 1.2mm)	<b>615 526 0520</b>
<b>CP3109-13AC</b>	Collet, ø 5/64" (1.2 to 2mm)	<b>615 526 0530</b>
<b>CP3030-3..R/F</b>	Collet, ø 3/32" (1.7 to 2.5mm)	<b>615 526 0540</b>
	Collet, ø 1/8" (2.4 to 3.2mm)	<b>615 526 0550</b>
	Collet, ø 5/32" (3.16 to 3.96mm)	<b>615 526 0560</b>
	Collet, ø 3/16" (3.95 to 4.75mm)	<b>615 526 0570</b>
	Collet, ø 7/32" (4.75 to 5.55mm)	<b>615 526 0580</b>
	Collet, ø 1/4" (5.55 to 6.35mm)	<b>615 256 0590</b>




MODEL	CAPACITY	PART NO.
<b>CP875, CP876, CP9105Q-B, CP9106Q-B, CP9108Q-B, CP9110Q-B, CP9111Q-B, CP9112Q-B,</b>	3 mm	<b>205 048 4292</b>
<b>CP9105Q-B, CP9106Q-B, CP9108Q-B,</b>	1/4"	<b>205 048 4293</b>
<b>CP9110Q-B, CP9111Q-B, CP9112Q-B,</b>	6 mm	<b>C139289</b>
<b>CP9105Q-B, CP9106Q-B, CP9108Q-B,</b>	1/8"	<b>205 051 6623</b>
<b>CP9110Q-B, CP9111Q-B, CP9112Q-B, CP875, CP876</b>	1/4"	<b>C138727</b>


# GRINDING

## Accessories Die Grinders



### SILENCERS

MODEL	DESCRIPTION	PART NO.
<b>CP3019-..(ES)</b>	Kit silencer	<b>615 396 1010</b>
<b>CP3000-3-..R</b>	Clippable silencer	<b>615 396 1240</b>
<b>CP3000-...R</b>		
<b>CP3019-..</b>		
<b>CP3030-..R</b>		

MODEL	ITEM	DESCRIPTION	PART NO.
<b>CP3109-..</b>	<b>1</b>	Kit silencer	<b>615 396 1660</b>
<b>CP3119-..</b>	<b>2</b>	Clippable silencer	<b>615 396 6550</b>
<b>CP3109-13AC</b>			
<b>CP3650-120ACC</b>			

MODEL	ITEM	DESCRIPTION	PART NO.
<b>CP3451</b>	<b>3</b>	Kit silencer	<b>615 574 0760</b>
	<b>4</b>	Exhaust hose	<b>615 432 0110</b>
	<b>5</b>	Exhaust hose adaptor*	<b>615 730 1870</b>

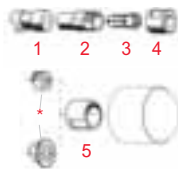
\* Needed to fit 3 and 4 on safety lever versions



MODEL	DESCRIPTION	PART NO.
<b>CP3249-...</b>	Kit silencer	<b>615 399 4600</b>



### OTHER ACCESSORIES



MODEL	ITEM	DESCRIPTION	PART NO.
<b>CP3119-..</b>	<b>1</b>	Spacer for collet-holder	<b>615 666 1490</b>
	<b>2</b>	Series 200 collet holder	<b>615 523 0230</b>
	<b>3</b>	Series 200 collet	<b>see page 89</b>
	<b>4</b>	Series 200 collet nut	<b>615 607 1440</b>
	<b>5</b>	Spacer for threaded cone wheel	<b>615 503 5160</b>
	*	3/8"	

Rear flange supplied with tool 615 503 1260 or 615 503 1250

### HOSE

MODEL	DESCRIPTION	PART NO.
<b>CP3000-600CR</b>	Hose kit (incl. Inlet hose & exhaust hose)	<b>205 054 8473</b>

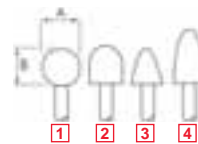
### ADAPTER

DESCRIPTION	PART NO.
Collet adapter allows use of 1/8" shank burrs (For any 1/4" Collet die grinder)	<b>C123029</b>



### MOUNTED POINTS

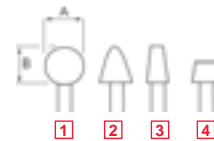
6 MM Ø SHANK - RED



N°	MAX SPEED*	A		B		PART NO.
		rpm	in.	mm	in.	
<b>1</b>	59,000	0.62	16	0.62	16	<b>435983</b>
<b>2</b>	50,000	0.79	20	0.62	16	<b>435993</b>
<b>3</b>	45,000	0.79	20	1.10	28	<b>436003</b>
<b>4</b>	48,000	0.79	20	1.26	32	<b>436013</b>

### MOUNTED POINTS

3 MM Ø SHANK - RED



N°	MAX SPEED*	A		B		PART NO.
		rpm	in.	mm	in.	
<b>1</b>	104,000	0.19	5	0.19	5	<b>38582</b>
<b>2</b>	104,000	0.19	5	0.31	8	<b>38522</b>
<b>3</b>	105,000	0.16	4	0.16	4	<b>38562</b>
<b>4</b>	81,000	0.25	6	0.25	6	<b>38542</b>

# Accessories Die Grinders



## TUNE-UP KITS

MODEL	TUNE-UP KIT
CP3000/3030-3..	205 054 6403
CP3000/3030-4..	205 054 7863
CP3000/3030-5..	205 054 7923
CP3000-600CR	205 054 8613
CP3019-...AC	205 054 2133
CP3451-...	615 397 3030
CP3550-...	615 399 2280
CP3650 Series	205 055 6003
CP9104Q	205 050 6623
CP9105Q-B	894 016 8879
CP9106Q-B	894 016 8880
CP9108Q-B	894 016 8880
CP9111Q-B	894 016 8892
CP9110Q-B	894 016 8879
CP9112Q-B	894 016 8892
CP9113	205 054 5233

## KITS



### CP9104Q Kit

Part No. 615 195 0104

Kit includes:

- (1) Pencil Grinder
- (5) Mounted points 3mm
- (5) Carbide burrs 3 mm
- (1) 1/8" and 3 mm collets
- (1) 2.4 mm collet



### CP9111Q-B Mkit

Part No. 615 195 0211

Kit includes:

- (1) Die grinder CP9111QB
- (1) 3 mm collet
- (5) 3 mm mounted points
- (5) 6 mm mounted points



### CP875 Kit

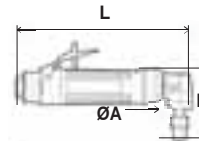
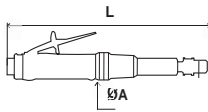
Part No. 894 110 8751

Kit includes:

- (1) Grinder CP875
- (2) 2" - 50 mm backing pad
- (2) 2" - 50 mm coarse surface prep pad
- (2) 2" - 50 mm medium surface prep pad
- (2) 2" - 50 mm fine surface pre pad
- (2) 2" - 50 mm 50 grit sanding disc
- (2) 2" - 50 mm 36 grit sanding disc
- (2) 2" - 50 mm 24 grit sanding disc

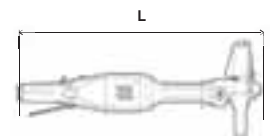
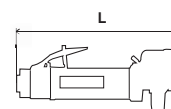
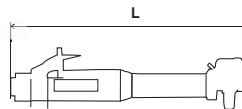


## DIMENSIONS



DIE GRINDER	L		ØA	
	in	mm	in	mm
CP9104Q	5,23	133	0,59	15
CP3000-600CR	6,0	153	0,59	15
CP876	4,75	121	1,38	35
CP9105Q-B	6,3	160	1,6	40
CP9110Q-B	10,2	260	1,6	40
CP3019	6,6	168	1,26	32
CP3019-...ES	9,8	248	1,26	32
CP3000-3...	5,9	150	1,61	41
CP3000-4...	7,7	196	1,73	44
CP3000-5...	7,6	195	1,73	44
CP9111Q-B	6,3	160	2,6	65
CP9112Q-B	13,4	340	2,8	70
CP860	5,75	146	2,8	70
CP860-ES	12,3	310	2,8	70
CP860E	5,75	146	2,8	70
CP860-ESE	12,3	310	2,8	70
CP9113G	6,7	170	1,85	47
CP9113GES	12,6	320	1,85	47
CP3451-...SE.	14,2	361	1,18	30
CP3119-...ES..	13,3	338	1,26	32
CP3109/3119	8,8	222	1,67	42,5
CP3109/3119 ES	14,2	361	1,71	43,5
CP3119-12EL	23,7	601	1,71	43,5
CP3119-12EXL	33,6	851	1,71	43,5
CP3119 CNOMO	8,8	222	1,67	42,5
CP3119 ES CNOMO	14,3	363	1,71	43,5

ANGLE DIE GRINDER	L		H		ØA	
	in	mm	in	mm	in	mm
CP3019-...AC	6,5	166	3	76	1,2	30
CP3030-3...	6,1	154	4,1	103	1,6	41
CP3030-4...	6,8	174	5,9	143	1,7	43
CP3030-5...	6,8	174	6,3	160	2,1	53
CP3109-...AC	8,5	216	3	76	1,2	30
CP3550-120AC	9,8	249	4,1	103	1,1	27
CP3650-12ACC	9,4	238	-	-	4	102
CP875	4,88	124	3	76	1,04	26,4
CP9106Q-B	4,7	120	3	76	1,04	26,4
CP9108Q-B	7,9	200	3,07	78	1,04	26,4



STRAIGHT WHEEL GRINDER	L	
	in	mm
CP3119-123X	9,3	236
CP3119-12ES3X	13,3	338
CP3119-12ES4	13,3	338
CP3119-15ES2	13,3	338
CP3119-15ES3	13,3	338
CP3119-18ES3	13,3	338
CP3249-..	21,8	554
CP3451-16SE..	14,2	361
CP3451-18SE..	14,2	361

## Accessories Die Grinders



### CP CARBIDE BURR

#### SPEED GUIDE

Recommended Operating Speeds

All rpm ratings in the table below are listed as thousands.

BURR HEAD DIAMETER	MAX. OPERATING SPEED	ALUMINUM, PLASTIC		BRASS, COPPER, CAST IRON, BRONZE		UNHARDENED STEEL		HARDENED STEEL, STAINLESS STEEL, NIMONIC ALLOYS	
		Speed Range	Recomm. Start Point	Speed Range	Recomm. Start Point	Speed Range	Recomm. Start Point	Speed Range	Recomm. Start Point
3 mm (1/8")	100	60 - 80	65	45 - 80	65	60 - 80	80	60 - 80	80
6 mm (1/4")	65	15 - 60	40	22 - 60	45	45 - 60	50	30 - 45	40
10 mm (3/8")	55	10 - 50	25	15 - 40	30	30 - 40	30	19 - 30	25
12 mm (1/2")	35	7 - 30	20	11 - 30	25	22 - 30	25	15 - 22	20
16 mm (5/8")	25	6 - 20	15	9 - 20	20	18 - 20	20	12 - 18	15
20 mm (3/4")	20	5 - 17	10	8 - 17	12	15 - 17	15	10 - 15	10
25 mm (1")	15	4 - 13	8	6 - 13	10	10 - 13	10	7 - 11	8

Recommended speeds are based on standard shank length of 45 mm / (1-3/4") max overhang of 10 mm (3/8")  
Maximum recommended operating speeds for extended length shanks is 15,000 rpm

Chicago Pneumatic offers a wide range of products that will cover virtually every application on industry.  
CP OFFERS THREE DIFFERENT TYPES OF CUT



#### DOUBLE CUT

The most common on the market, to be used on hard metal applications



#### POWER CUT

When high performance and durability is a must, to be used on hard metal application



#### ALUMINUM CUT

To be used on all soft metals

#### CARBIDE BURR DISPLAY



#### IMPERIAL

Part No. 894 017 2244

- 40 pieces display CP branded
- Plastic door with a key lock
- All double cut burrs
- All 1/4" Ø shank
- 2 x (5 shapes and 4 head sizes)
- Shapes B, C, F, G, L
- Head sizes 1/4", 5/16", 3/8", 1/2"

#### METRIC

Part No. 894 017 1789

- 40 pieces display CP branded
- Plastic door with a key lock
- All double cut burrs
- All 6 mm shank
- 2 x (5 shapes and 4 head sizes)
- Shapes B, C, F, G, L
- Head sizes 6, 8, 10, 12 mm

#### CARBIDE BURR KITS

##### DOUBLE CUT

1/8" Ø SHANK  
Part No. 894 017 2240

- Kit includes:
- 10 pieces
  - 1/8" head for imperial, shapes A, B, C, D, E, F, G, L, M, N



##### DOUBLE CUT

1/4" Ø SHANK  
Part No. 894 017 2242

- Kit includes:
- 5 pieces
  - 3/8" head, shapes B, C.
  - 1/2" head, shapes C, F, L



##### POWER CUT

1/4" Ø SHANK  
Part No. 894 017 2241

- Kit includes:
- 5 pieces
  - 1/2" head for imperial, shapes B, C, F, G, L



##### ALUMINUM CUT

1/4" Ø SHANK  
Part No. 894 017 2243

- Kit includes:
- 5 pieces
  - 3/8" head, shapes B, C.
  - 1/2" head, shapes C, F, L



3MM Ø SHANK  
Part No. 894 017 1785

- Kit includes:
- 10 pieces
  - 3mm head for metric, shapes A, B, C, D, E, F, G, L, M, N

6MM Ø SHANK  
Part No. 894 017 1787

- Kit includes:
- 5 pieces
  - 10mm head, shapes B, C.
  - 12mm head, shapes C, F, L

6MM Ø SHANK  
Part No. 894 017 1786

- Kit includes:
- 5 pieces
  - 12mm head for metric, shapes B, C, F, G, L

6MM Ø SHANK  
Part No. 894 017 1788

- Kit includes:
- 5 pieces
  - 10mm head, shapes B, C.
  - 12mm head, shapes C, F, L



# Accessories Die Grinders

## CP CARBIDE BURR



SINGLE PIECE - IMPERIAL 

SHAPE	HEAD SHAPE	DOUBLE CUT						POWER CUT		ALUMINUM CUT	
		SHANK 1/8"	SHANK 1/4"					SHANK 1/4"		SHANK 1/4"	
		BURR Ø 1/8"	BURR Ø 1/4"	BURR Ø 5/16"	BURR Ø 3/8"	BURR Ø 1/2"	BURR Ø 5/8"	BURR Ø 1/2"	BURR Ø 5/8"	BURR Ø 3/8"	BURR Ø 1/2"
	A Cylinder w/o endcut	894 017 2174	894 017 2204	894 017 2211	894 017 2192		894 017 2223		894 017 2228		
	B Cylinder with endcut	894 017 2175	894 017 2205	894 017 2212	894 017 2184	894 017 2193	894 017 2217		894 017 2224	894 017 2248	894 017 2234
	C Ball nosed cylinder	894 017 2176	894 017 2206	894 017 2213	894 017 2185	894 017 2194	894 017 2201	894 017 2218	894 017 2225	894 017 2229	894 017 2235
	D Ball	894 017 2177	894 017 2207	894 017 2214	894 017 2186	894 017 2195			894 017 2230		894 017 2236
	E Oval	894 017 2178		894 017 2215	894 017 2187						
	F Ball nosed tree	894 017 2179	894 017 2208	894 017 2245	894 017 2188	894 017 2196	894 017 2202	894 017 2219	894 017 2226	894 017 2231	894 017 2237
	G Pointed Tree	894 017 2180	894 017 2209	894 017 2216	894 017 2189	894 017 2197	894 017 2220		894 017 2249		894 017 2238
	H Flame					894 017 2198	894 017 2221				
	L Ball nose cone	894 017 2181	894 017 2246	894 017 2247	894 017 2190	894 017 2199	894 017 2203	894 017 2222	894 017 2227	894 017 2232	894 017 2239
	M Cone	894 017 2182	894 017 2210	894 017 2191		894 017 2200					
	N Inverted Cone	894 017 2183									

## SINGLE PIECE - METRIC

SHAPE	HEAD SHAPE	DOUBLE CUT						POWER CUT		ALUMINUM CUT	
		SHANK 3 mm	SHANK 6 mm					SHANK 6 mm		SHANK 6 mm	
		BURR 3 mm	BURR 6 mm	BURR 8 mm	BURR 10 mm	BURR 12 mm	BURR 15 mm	BURR 12 mm	BURR 15 mm	BURR 10 mm	BURR 12 mm
	A Cylinder w/o endcut	894 017 1719	894 017 1749	894 017 1756		894 017 1737		894 017 1768		894 017 1773	894 017 1778
	B Cylinder with endcut	894 017 1720	894 017 1750	894 017 1757	894 017 1729	894 017 1738		894 017 1762	894 017 1769	894 017 1935	894 017 1779
	C Ball nosed cylinder	894 017 1721	894 017 1751	894 017 1758	894 017 1730	894 017 1739	894 017 1746	894 017 1763	894 017 1770	894 017 1774	894 017 1780
	D Ball	894 017 1722	894 017 1752	894 017 1759	894 017 1731	894 017 1740				894 017 1775	894 017 1781
	E Oval	894 017 1723		894 017 1760	894 017 1732						
	F Ball nosed tree	894 017 1724	894 017 1753	894 017 1932	894 017 1733	894 017 1741	894 017 1747	894 017 1764	894 017 1771	894 017 1776	894 017 1782
	G Pointed Tree	894 017 1725	894 017 1754	894 017 1761	894 017 1734	894 017 1742		894 017 1765		894 017 1936	894 017 1783
	H Flame					894 017 1743		894 017 1766			
	L Ball nose cone	894 017 1726	894 017 1933	894 017 1934	894 017 1735	894 017 1744	894 017 1748	894 017 1767	894 017 1772	894 017 1777	894 017 1784
	M Cone	894 017 1727	894 017 1755	894 017 1736		894 017 1745					
	N Inverted Cone	894 017 1728									

# GRINDING

**CP3019-18A3**  18,000 RPM

HIGH PERFORMANCE  
IN A COMPACT PACKAGE



## FEATURES

- Highly durable bevel gearing
- Compact body
- Insulating composite over housing

## BENEFITS

- Industrial angle wheel grinder
- Optimal productivity
- Highest durability in demanding applications, up to 2000 hour service interval



**CP3019-18A3**

### CP3019-20A3

Same features as CP3019-18A3 with 20,000 rpm

### CP3019-13A4

Same features as CP3019-18A3 with 13,500 rpm and with 4" wheel capacity



## <0.5 hp (375 W) Angle Wheel Grinders 2" to 4"

**CP7500D**  22,000 RPM



## COMPACT CUTTING & GRINDING

### CP7500DK

Part No. 894 107 5002

Kit includes:

- (1) 2" (51mm) Angle Grinder / Cut-off Tool CP7500D
- (3) 2" (51mm) grinding wheel 60 Grit
- (3) 2" (51mm) grinding wheel 80 Grit
- (3) 2" (51mm) grinding wheel 120 Grit
- (5) 2" (51mm) cutting wheel
- (1) Pin wrench
- (1) Spanner
- (1) Protective glasses

### FEATURES

- Rubber handle grip
- Lock off safety lever
- Full 180° protective guard

### BENEFITS

- General maintenance applications
- Compact and lightweight
- Versatile: designed for grinding and cutting



**CP3019-13A4**



See accessories on pages 116-122

 GENERAL MAINTENANCE  INDUSTRIAL MAINTENANCE & PRODUCTION  SUPER INDUSTRIAL

MODEL	PART NUMBER	FREE SPEED		POWER		MAX WHEEL CAPACITY		SPINDLE THREAD	AIR CONS. AT FREE SPEED		AIR CONS. @LOAD		NET WEIGHT		LENGTH		VIBRATION LEVEL ISO 28927 (M/S <sup>2</sup> )		SOUND PRESS.	SOUND POWER	AIR INLET
		rpm	hp	W	in.	mm	in.	cfm	l/s	cfm	l/s	lb	kg	in.	mm	a	k	ISO 15744 - dB(A)	in.		
CP7500D	894 107 5001	22,000	0.2	150	2	50	3/8-24	17	8	8	3.8	1.2	0.6	5.5	140	19.9	6.7	81	92	1/4	
CP3019-18A3	615 160 7060	18,000	0.5	375	3	75	3/8-24	10.4	4.9	19.3	9.1	0.7	0.3	6.4	163	12.3	2.6	80	91	1/4	
CP3019-20A3	615 160 7070	20,000	0.5	375	3	75	3/8-24	12.7	6	19.1	9	0.7	0.3	6.4	163	13.3	3.2	83	94	1/4	
CP3019-13A4	615 160 7050	13,500	0.5	375	4	100	3/8-24	7.4	3.5	17.6	8.3	0.7	0.3	6.4	163	8.6	3.0	79	90	1/4	

All models: Hose int. 1/2" (13 mm) - @90 PSI (@6.3 Bar)

Listed specifications are for reference only. Please check documents in each tool.

# 0.8 hp (600 W) Angle Wheel Grinders 4" to 5"

## The CP91 Series Benefits

### LIGHTWEIGHT & EASY HANDLING

- General Maintenance Applications
- Lightweight rugged housing
- Durability and performance

### CP9121BR ★

12,000 RPM



### CP9121CR

Same features as CP9121-BR with 3/8"-24 spindle thread

### CP9121AR

Same features as CP9121-BR with M14 spindle thread

#### FEATURES

- Keyless adjustable protective guard
- Governed for optimal performance
- Aluminum alloy housing



CP9121BR

### CP9120CR ★

12,000 RPM

## FEATURES

- Keyless adjustable protective guard
- Governed for optimal performance
- Aluminum alloy housing



CE CERTIFICATION / NOT FOR ANSI MARKET



CP9120CR

### CP9120CRN

Same features as CP9120-CR with different flanges for the North American market only

### CP9122CR

Same features as CP9120-CR with 3/8"-24 spindle thread for 4.5" (114mm) max wheel capacity

### CP9122BR

Same features as CP9120-CR with 5/8"-11 spindle thread for 4.5" (114mm) max wheel capacity



See accessories on pages 116-122

★ GENERAL MAINTENANCE   ★★ INDUSTRIAL MAINTENANCE & PRODUCTION   ★★★ SUPER INDUSTRIAL

MODEL	PART NUMBER	FREE SPEED		POWER		MAX WHEEL CAPACITY		SPINDLE THREAD	AIR CONS. AT FREE SPEED		AIR CONS. @ LOAD		NET WEIGHT		LENGTH		VIBRATION LEVEL ISO 28927 (M/S <sup>2</sup> )		SOUND PRESS. ISO 15744 - dB(A)	SOUND POWER	AIR INLET
		rpm	hp	W	in.	mm	cfm		l/s	cfm	l/s	lb	kg	in.	mm	a	k				
CP9120CR	615 195 2120	12,000	0.8	600	4	100	3/8-24	21	9.9	23.3	11	4.2	1.9	9.3	233	5.3	1.6	84	95	1/4	
CP9120CRN	894 109 1200	12,000	0.8	600	4	100	3/8-24	21	9.9	23.3	11	4.2	1.9	9.3	233	5.3	1.6	84	95	1/4	
CP9121AR	615 195 7321	12,000	0.8	600	5	125	M14	21	9.9	27.6	13	4.6	2.1	9.6	240	6.7	2.2	84	95	1/4	
CP9121BR	615 195 7221	12,000	0.8	600	5	125	5/8-11	21	9.9	27.6	13	4.6	2.1	9.6	240	8.6	4.6	84	95	1/4	
CP9121CR	615 195 2121	12,000	0.8	600	5	125	3/8-24	21	9.9	25.4	12	4.6	2.1	9.6	240	11.2	3.4	84	95	1/4	
CP9122BR	615 195 7222	12,000	0.8	600	4.5	115	5/8-11	21	9.9	29.7	14	4.2	1.9	9.3	233	8.6	4.6	84	95	1/4	
CP9122CR	615 195 2122	12,000	0.8	600	4.5	115	3/8-24	21	9.9	29.7	14	4.2	1.9	9.3	233	5.4	1.0	84	95	1/4	

All models: Hose int. 3/8" (10mm) - @90 PSI (@6.3 Bar)

Listed specifications are for reference only. Please check documents in each tool.

# GRINDING

## CP3040GABTIM

13,500 RPM



ROBUST STEEL CONSTRUCTION

### FEATURES

- Durable bevel gear
- Robust machined steel housing
- Robust safety lever

### BENEFITS

- Industrial angle wheel grinder
- High body durability
- Withstands rough usage



**CP3040GABTIM**

### CP3040-GASTIM

Same features as CP3040 GABTIM with extended shaft



## 0.7 & 0.8 HP (525 & 600 W) Angle Wheel Grinders 4" & 5"

### CP854



13,000 RPM



### CP854 E

Same features as CP854 with 5" (125 mm) max wheel capacity and M10 spindle thread

### EFFICIENT & DURABLE

#### FEATURES

- Aluminum alloy housing
- Helical bevel gear design
- 4" (100 mm) wheel capacity

#### BENEFITS

- General maintenance applications
- Lightweight rugged housing
- Durability and performance

## CP3109-13A4

13,000 RPM



### CP3109-13A4ES

Same features as CP3109-13A4 with extended shaft

### HIGH PERFORMANCE

#### FEATURES

- Highly durable bevel gear
- Insulating composite over-housing
- Streamlined safety lever

#### BENEFITS

- Industrial angle wheel grinder
- Optimal productivity
- Highest durability in demanding applications up to 2,000 hours maintenance intervals



See accessories on pages 116-122



MODEL	PART NUMBER	FREE SPEED	POWER		MAX WHEEL CAPACITY		SPINDLE THREAD	AIR CONS. AT FREE SPEED		AIR CONS. @LOAD		NET WEIGHT		LENGTH		VIBRATION LEVEL ISO 28927 (M/S2)		SOUND PRESS.	SOUND POWER	AIR INLET
		rpm	hp	W	in.	mm	in.	cfm	l/s	cfm	l/s	lb	kg	in.	mm	a	k	ISO 15744 - dB(A)		in.
CP854E	T023187	12,000	0.7	525	5	125	M10	16	7.5	16	7.6	3.8	1.7	9	229	4.9	1.5	85	96	1/4
CP854	T023186	13,000	0.7	525	4	100	3/8-24	24	11.3	24	11.3	3.8	1.7	9	229	4.9	1.5	85	96	1/4
CP3109-13A4ES	615 160 7040	13,000	0.8	600	4	100	3/8-24	21	10	32	15.1	3.3	1.5	11.3	287	7.2	2.4	84	95	3/8
CP3109-13A4	615 160 7030	13,000	0.8	600	4	100	3/8-24	21	10	32	15.1	2.6	1.2	8.5	217	9.3	3.0	85	96	3/8
CP3040GASTIM	615 160 7020	13,500	0.7	520	4	100	3/8-24	32.9	15.5	26.5	12.5	3.7	1.7	10.6	270	9.6	3.3	92	103	3/8
CP3040GABTIM	615 160 7010	13,500	0.7	520	4	100	3/8-24	32.9	15.5	26.5	12.5	3.3	1.5	8.3	210	7.2	2.4	88	99	3/8

All models: Hose int. 3/8 (10mm) - @90 PSI (@6.3 Bar)

Listed specifications are for reference only. Please check documents in each tool.

# 1.1 hp (810 W) Angle Wheel Grinders 4" to 5"

## The CP3450 Series Benefits

### INDUSTRIAL GRADE ANGLE GRINDER

- Industrial angle wheel grinder
- High productivity
- Industrial grade durability with up to a 1,000 hour maintenance interval

### CP3450-12AC4 ★★

12,000 RPM



#### FEATURES

- Constant lubrication bevel gear design
- Low profile angle head design
- Insulating composite cover

### CP3450-12ACR4

Same features as CP3450-12AC4 with rotative throttle  
NOT FOR CE/NA MARKETS

### CP3450-12AC45

Same features as CP3450-12AC4 with 4.5" (115 mm) max wheel capacity

### CP3450-12AB5

12,000 RPM



#### FEATURES

- Constant lubrication bevel gear design
- Low profile angle head design
- Insulating composite cover



### CP3450-12AB5

### CP3450-12AA5

Same features as CP3450-12AB5 with M14 spindle



CP3450-12AB5



See accessories on pages 116-122

★ GENERAL MAINTENANCE   ★★ INDUSTRIAL MAINTENANCE & PRODUCTION   ★★★ SUPER INDUSTRIAL

MODEL	PART NUMBER	FREE SPEED		POWER		MAX WHEEL CAPACITY		SPINDLE THREAD	AIR CONS. AT FREE SPEED		AIR CONS. @ LOAD		NET WEIGHT		LENGTH		VIBRATION LEVEL ISO 28927 (M/S <sup>2</sup> )		SOUND PRESS. ISO 15744 - dB(A)	SOUND POWER	AIR INLET
		rpm	hp	W	in.	mm	in.		cfm	l/s	cfm	l/s	lb	kg	in.	mm	a	k			
CP3450-12AA5	615 160 4040	12,000	1.1	810	5	125	M14	38.6	18.2	36	17	3.7	1.7	9.2	231	8.1	2.9	95	106	3/8	
CP3450-12AB5	615 160 4050	12,000	1.1	810	5	125	5/8-11	38.6	18.2	36	17	3.7	1.7	9.2	231	8.5	2.8	95	106	3/8	
CP3450-12ACR4	615 160 4020	12,000	1.1	810	4	100	3/8-24	42.8	20.2	36	17	3.2	1.5	9.2	231	8.1	2.9	94	105	3/8	
CP3450-12AC4	615 160 4010	12,000	1.1	810	4	100	3/8-24	37.7	17.8	36	17	3.1	1.4	9.2	231	6.5	2.1	94	105	3/8	
CP3450-12AC45	615 160 4030	12,000	1.1	810	4.5	115	3/8-24	38.2	18	36	17	3.1	1.4	9.2	231	8.3	3.0	94	105	3/8	

All models: Hose int. 3/8" (10mm) - @90 PSI (@6.3 Bar)

Listed specifications are for reference only. Please check documents in each tool.

**CP75**  
series  
POWERFUL  
AND  
DURABLE

**UNIQUE  
FEATURES**  
Premium Tool



## CP7540/45/50 ★★

Best in class grinder for maintenance applications

**DURABILITY AT A  
WHOLE NEW LEVEL**

**THE CP75 SERIES BOASTS 1000H  
SERVICE INTERVAL**

**THE MOST POWERFUL  
IN ITS CLASS**

**1.1 HP / 840 W**

### POWERFUL & EFFICIENT

- 1.1 HP – 840 W
- Governed motor

### HIGH DURABILITY

- 1,000 hr service interval
- High quality bevel gears

### ERGONOMIC

- Well balanced & compact
- Composite grip insulates operator's hand from cold
- 360° swivel air inlet

### COMFORT

Streamline composite handle for either right or left handed operation

### SAFE

- Rear exhaust (exhaust hose included)
- Streamline CP Safety Lever
- Steel guard
- Safety screw

### EASY OPERATION

Robust steel keyless adjustable wheel guard



## CP75 series

The range has abrasives capacity from 4" (100 mm), 4.5" (115 mm), 5" (125 mm) abrasive capacity and features 3/8"-24

# 1.1 hp (840 W) Angle Wheel Grinders 4" to 5"

## The CP75 Series Benefits

POWERFUL & DURABLE / 1.1HP - 840 W / 1,000 HOUR SERVICE INTERVAL

- Powerful & Efficient
- High Durability
- Easy Operation

### CP7540-C ★★

12,000 RPM



#### FEATURES

- High quality bevel gears & Governed motor
- Robust steel keyless rotative wheel guard
- 3/8- 24 spindle thread

### CP7540-CN

Same features as CP7540-C with 3/8" spindle and North America flanges

### CP7545-B ★★

12,000 RPM



#### FEATURES

- High quality bevel gears & Governed motor
- Robust steel keyless rotative wheel guard
- 5/8- 11 spindle thread

### CP7545-C

Same features as CP7545-B with 3/8" spindle

### CP7550-B ★★

12,000 RPM



#### FEATURES

- High quality bevel gears & Governed motor
- Robust steel keyless rotative wheel guard
- 360° swivel air inlet



### CP7550-B

#### CP7550-A

Same features as CP7550-B with M14 spindle

#### CP7550-C

Same features as CP7550-B with 3/8" spindle



CP7550-B



See accessories on pages 116-122

★ GENERAL MAINTENANCE   ★★ INDUSTRIAL MAINTENANCE & PRODUCTION   ★★★ SUPER INDUSTRIAL

MODEL	PART NUMBER	FREE SPEED		POWER		MAX WHEEL CAPACITY		SPINDLE THREAD		AIR CONS. AT FREE SPEED		AIR CONS. @ LOAD		NET WEIGHT		LENGTH		VIBRATION LEVEL ISO 28927 (M/S2)		SOUND PRESS.	SOUND POWER	AIR INLET
		rpm	hp	W	in.	mm	in.	cfm	l/s	cfm	l/s	lb	kg	in.	mm	a	k	ISO 15744 - dB(A)	in.			
CP7540-C	894 107 5401	12,000	1.1	840	4	100	3/8-24	20	9.3	40	18.9	3.5	1.6	10.6	270	6.5	3.0	85	96	1/4		
CP7540-CN	894 107 5400	12,000	1.1	840	4	100	3/8-24	20	9.3	40	18.9	3.5	1.6	10.6	270	6.5	3.0	85	96	1/4		
CP7545-B	894 107 5452	12,000	1.1	840	4.5	115	5/8-11	20	9.3	40	18.9	3.5	1.6	10.6	270	7.0	2.1	85	96	1/4		
CP7545-C	894 107 5451	12,000	1.1	840	4.5	115	3/8-24	20	9.3	40	18.9	3.5	1.6	10.6	270	7.0	2.1	85	96	1/4		
CP7550-A	894 107 5503	12,000	1.1	840	5	125	M14	20	9.3	40	18.9	3.5	1.6	10.6	270	7.0	2.1	85	96	1/4		
CP7550-B	894 107 5502	12,000	1.1	840	5	125	5/8-11	20	9.3	40	18.9	3.5	1.6	10.6	270	7.0	2.1	85	96	1/4		
CP7550-C	894 107 5501	12,000	1.1	840	5	125	3/8-24	20	9.3	40	18.9	3.5	1.6	10.6	270	7.0	2.1	85	96	1/4		

All models: Hose int. 3/8" (10mm) - @90 PSI (@6.3 Bar)

Listed specifications are for reference only. Please check documents in each tool.

# GRINDING

**CP3550**  
EASY TO  
HANDLE  
AND  
INDUSTRIAL  
TOUGH

**UNIQUE  
FEATURES**  
Premium Tool

**NEW**



## CP3550

### INDUSTRIAL PACKAGE

- Governed motor maintains maximal abrasive speed
- Spindle lock allows single tool abrasive replacement
- Rotative inlet swivel allows easier handling

### GRINDING, SANDING & CUTTING APPLICATIONS

- Foundries, Casting Plants, Fabrication shops
- Production and Maintenance operations on cast iron, steel, stainless steel, aluminum, composite, alloys

#### ROTATIVE INLET SWIVEL

- Maintains tool operation easy and avoid air hose knots

#### STREAMLINED SAFETY LEVER

- Allows heavy tool operation while wearing heavy gloves, and can be easily oriented downwards

#### ELABORATE SILENCER

- Unique silencer foam damps noise emissions down to 86 dB

#### INDUSTRIAL GRADE POWER

- 1.5 hp (1100W) governed motor allows industrial performance in intensive material removal applications

#### COMPOSITE OVER-SLEEVE

- Thermal insulating sleeve provides operator comfort while offering a low diameter for comfortable handling

#### UNIQUE KEYLESS ADJUSTABLE GUARD

- Helps to adjust quickly the guard position to best suit the working position and deflecting sparks

#### FAST AND EASY ABRASIVE CHANGE

- Spindle lock feature allows fast abrasive replacement to reduce tool downtime





# 1.5 hp (1100 W) Angle Wheel Grinders The CP3550 Series Benefits

## INDUSTRIAL PRODUCTIVITY & ERGONOMICS

- Industrial angle wheel grinder
- Industrial grade durability with up to a 1,000 hour maintenance interval
- Superior torque for maximal productivity

### CP3550-120AB45

12,000 RPM



#### FEATURES

- 1.5 hp (1,100 W) governed motor
- Durable bevel gear
- Spindle lock button



### CP3550-120AB5

12,000 RPM



#### FEATURES

- 1.5 hp (1,100 W) governed motor
- Durable bevel gear
- Spindle lock button



### CP3550-120AB5

#### CP3550-120AC4

Same features as CP3550-120AB5 with 3/8 spindle and 4" wheel

#### CP3550-120AA45

Same features as CP3550-120AB5 with M14 spindle and 4.5" wheel

#### CP3550-120AA5

Same features as CP3550-120AB5 with M14 spindle



See accessories on pages 116-122

SUPER INDUSTRIAL



MODEL	PART NUMBER	FREE SPEED		POWER		MAX WHEEL CAPACITY		SPINDLE THREAD	AIR CONS. AT FREE SPEED		AIR CONS. @ LOAD		NET WEIGHT		LENGTH		VIBRATION LEVEL ISO 28927 (M/S <sup>2</sup> )		SOUND PRESS. ISO 15744 - dB(A)	SOUND POWER	AIR INLET
		rpm		hp	W	in.	mm		in.	cfm	l/s	cfm	l/s	lb	kg	in.	mm	a			
CP3550-120AA45	615 160 7760	12,000		1.5	1,100	4.5	115	M14	36	17	56	26	4.1	1.9	9.9	252	7.5	4.1	84	95	3/8
CP3550-120AA5	615 160 7780	12,000		1.5	1,100	5	125	M14	36	17	56	26	4.2	1.9	9.9	252	9.8	4.4	84	95	3/8
CP3550-120AC4	615 160 7750	12,000		1.5	1,100	4	100	3/8-24	36	17	56	26	3.7	1.7	9.9	252	6.0	2.6	84	95	3/8
CP3550-120AB45	615 160 7770	12,000		1.5	1,100	4.5	115	5/8-11	36	17	56	26	4.1	1.9	9.9	252	7.5	4.1	84	95	3/8
CP3550-120AB5	615 160 7790	12,000		1.5	1,100	5	125	5/8-11	36	17	56	26	4.2	1.9	9.9	252	9.8	4.4	84	95	3/8

All models: Hose int. 3/8" (10mm) - @90 PSI (@6.3 Bar)

Listed specifications are for reference only. Please check documents in each tool.

# GRINDING

## CP3650

ENGINEERED  
FOR YOUR  
PRODUCTIVITY

**UNIQUE  
FEATURES**  
Premium Tool



### HIGH PRODUCTIVITY



- Powerful governed motor offers a higher torque at maximum operating speed, to increase productivity
- Excellent power to weight ratio 2.4 hp for 3.4 lbs / 1,800 W for 1.4 kg
- Spindle lock button, for single tool abrasive replacement
- Autobalancer optimizes contact between abrasive and application, increasing productivity by 15%

### GRINDING, SANDING & CUTTING APPLICATIONS

- Foundries, Metalworking
- Shipyards, Rolling stock
- Oil, Gas & Petrochemical Maintenance on cast iron, steel, stainless steel, aluminum, composite, magnesium, titanium...

#### LOW NOISE LEVEL EXHAUST, WITH BUILT IN ANTI-BARKING VALVE

Optional silencer lowers noise levels down to 68dBa.  
Prevents dust from entering the tool when the motor stops. Optional silencer attachment reduces.

#### STREAMLINED AND ERGONOMIC TWO POSITION SAFETY TRIGGER

Trigger may be positioned above or below tools housing for optimal handling.

#### COMPOSITE OVER-SLEEVE

Thermal insulating sleeve provides greater comfort and grip for safer extended operation.

#### FAST AND EASY ABRASIVE CHANGE

Spindle lock feature allows quicker abrasive replacement to reduce tool downtime.



#### GREAT PRODUCTIVITY AND DURABILITY

Powerful governed 2.4hp (1,800W) motor provides maximum torque at the right speed.

#### VIBRATION DAMPING SIDE HANDLE

For greater operator comfort. May be positioned for either left or right hand use.

#### UNIQUE KEYLESS, ADJUSTABLE GUARD

Robust design rotates 270° for greater versatility. Keyless feature allows quick guard adjustment for great productivity and operator comfort while maintaining maximum safety. Not available on 4" (100mm) and 6" (150mm) models.

#### AUTOBALANCER (OPTIONAL)

Compensates for abrasive vibration to optimize contact between the abrasive and application. Autobalancer feature can increase material removal by up to 15% (VK versions only).



#### SUPER DURABLE SPIRAL BEVEL GEAR

The advanced design of the helical bevel gear and pinion allows the spiral shaped teeth to engage gradually. This design reduces vibration and decreases stress on the gears while transmitting torque to the abrasive. This feature allows for service intervals of up to 2,000 hours.

#### OPTION



ALLEN KEY FOR TIME  
SAVING AND IMPROVED SAFETY

# 2.4 hp (1,800 W) Angle Wheel Grinders 4", 5" & 6" The CP3650 Series Benefits

SUPERLATIVE PERFORMANCE & ERGONOMICS



- Industrial angle wheel grinder
- Industrial grade durability with up to a 2,000 hour maintenance interval
- Fast single tool abrasive replacement

## CP3650-100AB6VK 10,000 RPM



### FEATURES

- High power and torque motor
- Superior durability bevel gearing
- Spindle lock button



## CP3650-120AB45 12,000 RPM



### FEATURES

- High power and torque motor
- Superior durability bevel gearing
- Spindle lock button



See accessories on pages 116-122

## CP3650-120AB5VK 12,000 RPM



### FEATURES

- High power and torque motor
- Superior durability bevel gearing
- Spindle lock button



## CP3650-120AB5VK

### CP3650-120AH5VK

Similar features as CP3650-AB5VK with HEX spindle thread

SINGLE ALLEN KEY ABRASIVE REPLACEMENT FOR TIME SAVINGS, AND IMPROVED SAFETY

GENERAL MAINTENANCE INDUSTRIAL MAINTENANCE & PRODUCTION SUPER INDUSTRIAL

MODEL	PART NUMBER	FREE SPEED		POWER		MAX WHEEL CAPACITY		SPINDLE THREAD	AIR CONS. AT FREE SPEED		AIR CONS. @LOAD		NET WEIGHT		LENGTH		VIBRATION LEVEL ISO 28927 (M/S <sup>2</sup> )		SOUND PRESS.	SOUND POWER	AIR INLET
		rpm		hp	W	in.	mm	in.	cfm	l/s	cfm	l/s	lb	kg	in.	mm	a	k	ISO 15744 - dB(A)		in.
CP3650-135AC4FK	615 160 7170	13,500		2.4	1,800	4	100	3/8-24	53	25	74	35	3.4	1.5	9.4	238	9.9	5.0	82	93	3/8
CP3650-120AB5	615 160 7220	12,000		2.4	1,800	5	125	5/8-11	42	20	68	32	3.9	1.8	9.4	238	7.5	2.5	82	93	3/8
CP3650-120AB45	615 160 7320	12,000		2.4	1,800	4.5	115	5/8-11	42	42	68	32	3.9	1.8	9.4	238	7.8	4.6	82	93	3/8
CP3650-120AA5	615 160 7210	12,000		2.4	1,800	5	125	M14	42	20	68	32	3.9	1.8	9.4	238	7.1	2.2	82	93	3/8
CP3650-120AA45	615 160 7310	12,000		2.4	1,800	4.5	115	M14	42	42	68	32	3.9	1.8	9.4	238	7.8	4.6	82	93	3/8
CP3650-120AH5VK	615 160 7200	12,000		2.4	1,800	5	125	HEX	42	20	68	32	4.3	2	9.4	238	4.5	1.1	79	90	3/8
CP3650-120AB5VK	615 160 7190	12,000		2.4	1,800	5	125	5/8-11	42	20	68	32	4.2	1.9	9.4	238	4.5	1.1	79	90	3/8
CP3650-120AA5VK	615 160 7180	12,000		2.4	1,800	5	125	M14	42	20	68	32	4.2	1.9	9.4	238	4.5	2.0	79	90	3/8
CP3650-100AB6VK	615 160 7300	10,000		2.4	1,800	6	150	5/8-11	42	20	68	32	4.2	1.9	9.4	238	5.2	1.5	79	90	3/8

All models: Hose int. 1/2" (13 mm) - @90 PSI (@6.3 Bar)

Listed specifications are for reference only. Please check documents in each tool.

# GRINDING

**CP857** ★★



7,500 RPM

POWERFUL & DURABLE



## FEATURES

- Aluminum alloy housing
- Helical bevel gear design
- 1.3 hp (940 W) high performance motor

## BENEFITS

- Ideal for general maintenance applications
- Rugged housing
- Durability



**CP857**

## 1.1 & 1.3 hp (850 & 940 W) Angle Wheel Grinders 7"

**CP9123** ★

7,500 RPM



ROBUST CONSTRUCTION

## FEATURES

- Aluminum alloy housing
- Rubber handle grip

## BENEFITS

- General maintenance applications
- Rugged housing
- Durability and performance



**CP9123**



See accessories on pages 116-122

★ GENERAL MAINTENANCE   ★★ INDUSTRIAL MAINTENANCE & PRODUCTION   ★★★ SUPER INDUSTRIAL

MODEL	PART NUMBER	FREE SPEED		POWER		MAX WHEEL CAPACITY		SPINDLE THREAD		AIR CONS. AT FREE SPEED		AIR CONS. @LOAD		NET WEIGHT		LENGTH		VIBRATION LEVEL ISO 28927 (M/S2)		SOUND PRESS. ISO 15744 - dB(A)	SOUND POWER	AIR INLET
		rpm	hp	W	in.	mm	in.	mm	cfm	l/s	cfm	l/s	lb	kg	in.	mm	a	k				
CP857	T024387	7,500	1.3	940	7	180	5/8-11	24	11.3	24	11.3	6.3	2.8	13.1	334	4.0	1.3	102	113	3/8		
CP9123	615 195 9123	7,500	1.1	850	7	180	5/8-11	40	18.9	24	11.3	7.5	3.4	13.4	340	4.3	1.3	93	104	3/8		

All models: Hose int. 5/8" (16mm) - @90 PSI (@6.3 Bar)

Listed specifications are for reference only. Please check documents in each tool.

# CP3850

THE ULTIMATE  
MATERIAL  
REMOVAL  
TOOL

**UNIQUE  
FEATURES**  
Premium Tool



## HIGH PRODUCTIVITY



- Powerful governed motor offers a higher torque at maximum operating speed, increasing productivity
- Highest power to weight ratio 2.8 hp for 5.1 lbs / 2,100 W for 2.7 kg
- Spindle lock button, for single tool abrasive replacement
- Autobalancer optimizes contact between abrasive and application, increasing the productivity by 15%

## GRINDING, SANDING & CUTTING APPLICATIONS

- Foundries, Metalworking
- Shipyards, Rolling stock
- Oil, Gas & Petrochemical Maintenance
- Composite materials

**ERGONOMIC DESIGN**  
Curved design for greater comfort during extended use

**DOUBLE SAFETY LEVER**  
Streamline design facilitates single hand engagement and helps reduce risk of accidental start up

**360° AIR EXHAUST MUFFLER**  
Provides low noise level, as low as 84 dB(A) for greater operator comfort during extended use

**MULTI-POSITION GUARD**  
The 220° multi-position guard provides maximum operator comfort, flexibility and protection

**FAST AND EASY DISC CHANGE**  
The spindle lock button allows a quicker abrasive replacement



**SUPER DURABLE SPIRAL BEVEL GEAR**  
The spiral shaped teeth of the helical bevel gear and pinion engage gradually to reduce vibration and stress of torque transmission resulting in up to 2000 hours durability between service intervals

**MULTI-POSITION VIBRATION DAMPING SIDE HANDLE**  
Adjustable 360° side handle, left and right, for greater operator comfort

**LOW PROFILE ANGLE HEAD**  
Allows grinding in restricted areas and improves operator's view of the abrasive



**DEBRIS MAGNET**  
Collects debris and extends life of the beveled gear extends life of bevel gear

**AUTOBALANCER (OPTIONAL) NOT FOR ANSI MARKET**  
Compensates abrasive vibration and optimizes the contact between the abrasive and application for a material removal rate increased up to +15%

### OPTION



ALLEN KEY FOR TIME SAVING AND IMPROVED SAFETY

# GRINDING

## 2.8 hp (2,100 W) Angle Wheel Grinders 7" & 9"

### The CP3850 Series Benefits

#### SUPERLATIVE PERFORMANCE & ERGONOMICS

- Industrial angle wheel grinder
- Highest durability in demanding applications with up to 2,000 hours maintenance intervals
- Superior torque for maximum productivity



### CP3850-85AB7V

8,500 RPM



#### FEATURES

- Low profile angle head
- Superior durability bevel gearing
- Double action safety lever

FOR ANSI MARKET



### CP3850-85AB7V

### CP3850-77AB7V

Same features as CP3850-85AB7V with 7,700 rpm

### CP3850-60AB9V



6,000 RPM



FOR ANSI MARKET

#### FEATURES

- Low profile angle head
- Superior durability bevel gearing
- Double action safety lever



CP3850-60AB9V



See accessories on pages 116-122



MODEL	PART NUMBER	FREE SPEED		POWER		MAX WHEEL CAPACITY		SPINDLE THREAD	AIR CONS. AT FREE SPEED		AIR CONS. @LOAD		NET WEIGHT		LENGTH		VIBRATION LEVEL ISO 28927 (M/S <sup>2</sup> )		SOUND PRESS.	SOUND POWER	AIR INLET
		rpm	hp	W	in.	mm	in.	cfm	l/s	cfm	l/s	lb	kg	in.	mm	a	k	ISO 15744 - dB(A)	in.		
<b>For ANSI NA market</b>																					
CP3850-85AB7V	615 160 7440	8,500	2.8	2,100	7	180	5/8-11	36	17	77	36	6.6	3	13.4	340	5.7	1.1	87	98	1/2	
CP3850-77AB7V	615 170 4960	7,700	2.8	2,100	7	180	5/8-11	33	16	69	32	6.6	3	13.4	340	5.3	1.1	84	95	1/2	
CP3850-60AB9V	615 160 7340	6,000	2.8	2,100	9	230	5/8-11	44	21	80	38	7	3.2	13.4	340	6.8	1.1	93	104	1/2	

All models: Hose int. 5/8" (16mm) - @90 PSI (@6.3 Bar)

Listed specifications are for reference only. Please check documents in each tool.

## 2.8 hp (2,100 W) Angle Wheel Grinders 7" & 9"

**CP3850-65AB9VE** ★★★ 6,500 RPM



**CP3850-65AH9VE**

Same features as CP3850-65AB9VE with Hex spindle

### FEATURES

- Low profile angle head
- Superior durability bevel gearing
- Double action safety lever

CE CERTIFICATION / NOT FOR ANSI MARKET

**CP3850-85AB7VE** 8,500 RPM



### FEATURES

- Low profile angle head
- Superior durability bevel gearing
- Double action safety lever



CE CERTIFICATION / NOT FOR ANSI MARKET



**CP3850-85AB7VE**

**CP3850-85AH7VE** 

Same features as CP3850-85AB7VE with Hex spindle



SINGLE ALLEN KEY ABRASIVE REPLACEMENT FOR TIME SAVINGS, AND IMPROVED SAFETY

CE CERTIFICATION / NOT FOR ANSI MARKET



CP3850-65AB9VE



See accessories on pages 116-122

★ GENERAL MAINTENANCE    ★★ INDUSTRIAL MAINTENANCE & PRODUCTION    ★★★ SUPER INDUSTRIAL

MODEL	PART NUMBER	FREE SPEED		POWER		MAX WHEEL CAPACITY		SPINDLE THREAD	AIR CONS. AT FREE SPEED		AIR CONS. @LOAD		NET WEIGHT		LENGTH		VIBRATION LEVEL ISO 28927 (M/S <sup>2</sup> )		SOUND PRESS.	SOUND POWER	AIR INLET
		rpm	hp	W	in.	mm	in.	cfm	l/s	cfm	l/s	lb	kg	in.	mm	a	k	ISO 15744 - dB(A)		in.	
CP3850-85AB7VE	615 170 4920	8,500	2.8	2,100	7	180	5/8-11	36	17	77	36	6.4	2.9	13.4	340	5.7	1.1	87	98	1/2	
CP3850-85AH7VE	615 170 4930	8,500	2.8	2,100	7	180	HEX	36	17	77	36	5.9	2.7	13.4	340	5.4	1.0	87	98	1/2	
CP3850-65AB9VE	615 170 4940	6,500	2.8	2,100	9	230	5/8-11	44	21	80	38	5.9	2.7	13.4	340	5.7	1.1	93	104	1/2	
CP3850-65AH9VE	615 170 4950	6,500	2.8	2,100	9	230	HEX	44	21	80	38	6.4	2.9	13.4	340	5.4	1.0	93	104	1/2	

All models: Hose int. 5/8" (16mm) - @90 PSI (@6.3 Bar)

Listed specifications are for reference only. Please check documents in each tool.

CP3330  
 CP3340  
**BEST IN CLASS**  
 PRODUCTIVITY

**UNIQUE FEATURES**  
*Premium Tool*  
**NEW**



**BEST IN CLASS PRODUCTIVITY**



- Optimal Operator Safety
- Boast best in class power for 2 times faster Material Removal over Competition
- Packing an Over Speed Shut-off Device

**GRINDING & CUTTING APPLICATIONS**

- Metal working, Fabrication, Foundries & Casting plants, Shipbuilding, Oil & Gas
- Contouring, Deburring, Cutting, Finishing, Weld cleaning
- Materials : cast iron, steel, stainless steel, aluminum, composite, magnesium, titanium
- With 7" and 9" abrasive grinding and cutting wheels, and 6" cup wheels

**HIGH POWER MOTOR**

- High torque 3.7 hp and 4.5 hp motors for the most demanding applications

**2 TIMES FASTER MATERIAL REMOVAL VERSUS COMPETITION**

**STREAMLINED SAFETY LEVER**

- Allows easy tool operation while wearing heavy gloves

**OVER SPEED SHUT-OFF DEVICE**

- Avoids abrasive bursts in case of accidental air pressure variations

**AIR GOVERNOR**

- Maintains abrasive speed and productivity under operator load

**ROBUST HOUSING**

- Durable aluminium housing, designed to withstand tough usage

**HIGH RESISTANCE PROTECTIVE GUARD**

- Smart design combines durability and operator safety (2.6 mm / 12 gauge thick)



ONLY FOR ANSI MARKET



# 3.7 & 4.5 hp Vertical Grinders 6" to 9"

## The CP3330/3340 Series Benefits

BEST IN CLASS PRODUCTIVITY AND OPTIMAL OPERATOR SAFETY

- Industrial vertical wheel grinder
- Avoids abrasive bursts in case of accidental air pressure variations
- Maintains abrasive speed under operator load

### CP3330-SALAVAD 8,500 RPM



### CP3330-SALAVEL

Same features as CP3330-SALAVAD with 6,000 RPM and 9" (230mm) grinding wheel

#### FEATURES

- Integrated Over Speed Shut-off device for improved safety
- Streamlined safety lever
- Robust aluminum housing

ONLY FOR ANSI MARKET

### CP3330-SALAVET 6,000 RPM



#### FEATURES

- Integrated Over Speed Shut-off device for improved safety
- Streamlined safety lever
- Robust aluminum housing

ONLY FOR ANSI MARKET



See accessories on pages 116-122

### CP3340-SALAVEL 6,000 RPM



## FEATURES

- Integrated Over Speed Shut-off device for improved safety
- Streamlined safety lever
- Robust aluminum housing



### CP3340-SALAVEL

ONLY FOR ANSI MARKET

### CP3340-SALAVET

Same features as CP3340-SALAVEL with 6,000 RPM for 6" (150mm) cup wheels

### CP3340-SALAVAD

Same features as CP3340-SALAVEL with 8,500 RPM and 7" (180mm) grinding wheel



 GENERAL MAINTENANCE  INDUSTRIAL MAINTENANCE & PRODUCTION  SUPER INDUSTRIAL

MODEL	PART NUMBER	FREE SPEED		POWER		MAX WHEEL CAPACITY		SPINDLE THREAD	AIR CONS. AT FREE SPEED		AIR CONS. @ LOAD		NET WEIGHT		LENGTH		VIBRATION LEVEL ISO 28927 (M/S <sup>2</sup> )		SOUND PRESS.	SOUND POWER	AIR INLET
		rpm	hp	W	in.	mm	in.	cfm	l/s	cfm	l/s	lb	kg	in.	mm	a	k	ISO 15744 - dB(A)		in.	
CP3330-SALAVET	615 160 9210	6,000	3.7	2,800	6"	150	5/8-11	22	10	70	33	10.8	4.9	9.8	250	2.6	1.9	95	106	1/2	
CP3330-SALAVAD	615 160 9220	8,500	3.7	2,800	7"	180	5/8-11	22	10	83	39	10.5	4.8	9.8	250	5.2	1.5	91	102	1/2	
CP3330-SALAVEL	615 160 9230	6,000	3.7	2,800	9"	230	5/8-11	22	10	70	33	11.2	5.1	9.8	250	4.4	1.6	95	106	1/2	
CP3340-SALAVET	615 160 9270	6,000	4.5	3,400	6"	150	5/8-11	34	16	95	45	12.8	5.8	9.8	250	3.6	1.3	95	106	1/2	
CP3340-SALAVAD	615 160 9280	8,500	4.5	3,400	7"	180	5/8-11	61	29	110	52	12.3	5.6	9.8	250	4.9	1.7	100	111	1/2	
CP3340-SALAVEL	615 160 9290	6,000	4.5	3,400	9"	230	5/8-11	34	16	95	45	13.1	6	9.8	250	2.5		95	106	1/2	

All models: Hose int. 5/8" (16mm) - @90 PSI (@6.3 Bar)

Listed specifications are for reference only. Please check documents in each tool.

# GRINDING

## CP3349 MAXIMUM POWER FOR MAXIMUM CAPACITY

★  
**UNIQUE  
FEATURES**  
Premium Tool



### MAXIMUM PRODUCTIVITY



- Powerful governed motor provides unparalleled torque levels at rated speeds and boasts 4 hp (3,000 W) of power wherever maximum power is needed
- Double action safety lever and rubber covered side handle provide easy control and improved operator grip

### GRINDING & CUTTING APPLICATIONS

- Foundries, Metalworking
- Shipyards, Rolling stock
- Oil, Gas & Petrochemical Maintenance on cast iron, steel, stainless steel, aluminum, composite, magnesium, titanium...

### SUPERIOR COMFORT

Curved design positions wrists straight to improve control and increase operator comfort

### ERGONOMIC DOUBLE ACTION SAFETY LEVER

Streamline design facilitates single hand engagement and helps reduce risk of accidental start up

### ROBUST EXHAUST GRID

Withstands rough use

### HIGH RESISTANCE PROTECTIVE GUARD

Takes operator safety at another level



### ROBUST HOUSING

Durable streamlined housing designed to withstand tough applications

### POWERFUL MOTOR

High torque 4 hp (3000 W) motor for the most demanding applications

### REINFORCED RUBBER GRIP

Durable handle provides a steady grip and increases operator comfort and productivity

### BUILT IN OIL TANK

Durable handle provides a steady grip and increases operator comfort and productivity

# 4 hp Vertical Grinders 6" to 9"

## The CP3349 Series Benefits

ULTIMATE PERFORMANCE IN HEAVY APPLICATIONS



- Industrial vertical wheel grinder
- Highest durability in demanding applications up to 2,000 hours maintenance intervals
- Superior torque for maximal productivity

### CP3349-SALVADE ★★★ 7,700 RPM



- FEATURES**
- Durable and robust housing
  - Built in oil tank for continuous lubrication
  - Double action safety lever
- CE CERTIFICATION / NOT FOR ANSI MARKET

### CP3349-SALAVET ★★★ 6,000 RPM



- FEATURES**
- Integrated overspeed device for improved safety
  - Built in oil tank for continuous lubrication
  - Double action safety lever
- FOR ANSI MARKET

### CP3349-SALAVETE

CE CERTIFICATION / NOT FOR ANSI MARKET

### CP3349-SALAVEL ★★★ 6,500 RPM



#### FEATURES

- Integrated overspeed device for improved safety
- Built in oil tank for continuous lubrication
- Double action safety lever

FOR ANSI MARKET




### CP3349-SALAVEL

### CP3349-SALAVELE

CE CERTIFICATION / NOT FOR ANSI MARKET



See accessories on pages 116-122



MODEL	PART NUMBER	FREE SPEED		POWER		MAX WHEEL CAPACITY		SPINDLE THREAD		AIR CONS. AT FREE SPEED		AIR CONS. @ LOAD		NET WEIGHT		LENGTH		VIBRATION LEVEL ISO 28927 (M/S2)		SOUND PRESS. ISO 15744 - dB(A)	SOUND POWER	AIR INLET
		rpm	hp	W	in.	mm	in.	in.	cm	l/s	cfm	l/s	lb	kg	in.	mm	a	k				
<b>For ANSI NA Market</b>																						
CP3349-SALAVEL	615 160 9070	6,000	4	3,000	9"	230	5/8-11	27	13	93	44	9.7	4.4	11	280	4.0	-	87	98	1/2		
CP3349-SALAVET	615 160 9080	6,000	4	3,000	6"	150	5/8-11	25	12	91	43	9.7	4.4	11	280	2.5	-	84	95	1/2		
<b>For CE Market</b>																						
CP3349-SALVADE	615 160 9110	7,700	4	3,000	7"	180	5/8-11	40	19	97	46	9.2	4.2	11	280	4.6	-	88	99	1/2		
CP3349-SALAVETE	615 160 9150	6,000	4	3,000	6"	150	5/8-11	25	12	91	43	9.7	4.4	11	280	2.5	-	84	95	1/2		
CP3349-SALAVELE	615 160 9130	6,500	4	3,000	9"	230	5/8-11	27	13	93	44	9.7	4.4	11	280	4.0	-	87	98	1/2		

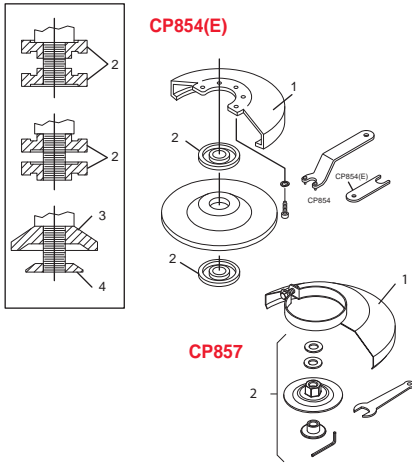
All models: Hose int. 5/8" (16mm) - @90 PSI (@6.3 Bar)

Listed specifications are for reference only. Please check documents in each tool.

# GRINDING

## Accessories Angle Grinders

### INCLUDED ACCESSORIES



MODEL	ITEM	DESCRIPTION	PART NUMBER	
<b>CP7500</b>		2" Grinding wheel 60 Grit (5 PC) 20,000 (max speed)	894 016 2768	
		2" Grinding wheel 80 Grit (5 PC) 20,000 (max speed)	894 016 2769	
		2" Grinding wheel 120 Grit (5 PC) 20,000 (max speed)	894 016 2770	
		Pin wrench	894 016 2763	
		Spanner	894 016 2759	
		Nuts	894 016 2765	
		2" Cutting wheel 20,000 (max speed)	894 016 4490	
<b>CP7550-C/-B/-A</b>		<b>5" (125 mm) Disc Guard</b>	894 017 3446	
		Flange kit for 3/8"-24 UNF (Flange+nut)	894 017 3437	
		Flange kit for 5/8"-11 UNC (Flange+nut+screw)	894 017 3438	
		Flange kit for M14 (Flange+nut+screw)	895 025 1317	
		Tool kit (Pin wrench+spanner+key)	894 017 3513	
		Side Handle	205 052 4063	
		Exhaust hose kit	894 017 3439	
<b>CP854</b>	<b>1</b>	<b>4" (100mm) Disc Guard</b>	C136898	
	<b>2</b>	Nut	C138512	
	<b>3</b>	Wheel adapter	C128495	
	<b>4</b>	Wheel retainer, nut	C050588	
	.	Wrench stop spanner	C136927	
	.	Wrench wheel spanner	C136926	
	.	Wrench 5/8" open end	C139702	
	.	Side handle	C136901	
	<b>CP854E</b>	<b>1</b>	<b>5" (125mm) Disc Guard</b>	C136898
		<b>2</b>	Nut	C138512
.		Wheel adapter	KF141861	
<b>CP857</b>	<b>1</b>	<b>7" (180mm) Disc Guard</b>	C139081	
	.	Wrench-spindle	C141027	
	.	Wrench -3/8 Hex	P084363	
	<b>2</b>	Adapter	C087920	
<b>CP9105Q-B, CP9106Q-B, CP9107, CP9108Q-B</b>		Spanner (2)	CA144807	
		Double Ended Spanner	205 049 6453	
<b>CP9111Q-B, CP9112Q-B</b>		Spanner	205 049 6443	
		Double Ended Spanner	205 049 6443	
<b>CP9120CR CP7540C</b>		<b>4" (100 mm) Disc Guard</b>	205 053 4003	
		Flange kit for 3/8"-24 UNF (Flange + nut)	894 017 3436	
		Tool kit (Pin wrench + 2 spanners)	894 017 3440	
		Side Handle	205 052 4063	
		Exhaust hose kit for CP7540C	894 017 3439	
<b>CP9120CRN CP7540CN</b>		<b>4" (100 mm) Disc Guard</b>	205 053 4003	
		Flange kit for 3/8"-24 UNF (Flange+nut+2 nuts)	894 017 3435	
		Tool kit (Pin wrench + 2 spanners)	894 017 3440	
		Side Handle	205 052 4063	
		Exhaust hose kit for CP7540CN	894 017 3439	
<b>CP9121CR/BR/AR</b>		<b>5" (125 mm) Disc Guard</b>	205 053 4023	
		Flange kit for 3/8"-24 UNF (Flange+nut)	894 017 3437	
		Flange kit for 5/8"-11 UNC (Flange+nut)	894 017 3438	
		Flange kit for M14 (Flange+nut)	895 025 1317	
		Tool kit (Pin wrench+spanner)	894 017 3513	
		Side Handle	205 052 4063	
<b>CP9122BR/CR CP7545-C/B</b>		<b>4.5" (115 mm) Disc Guard</b>	205 053 4013	
		Flange kit for 3/8"-24 UNF (Flange+nut)	894 017 3437	
		Flange kit for 5/8"-11 UNC (Flange+nut+screw*)	894 017 3438	
		Tool kit (Pin wrench+spanner+key*)	894 017 3513	
		Side Handle	205 052 4063	
		Exhaust hose kit for CP7545	894 017 3439	
		*not used on CP9122		
<b>CP9123</b>		<b>Disc Guard</b>	205 050 0973	
		Flange	205 050 0963	
		Flange Nut	205 050 0983	
		Spanner	205 050 1193	
		Hex. Key	205 050 1213	
		Wheel retainer, nut	KF142108	
		Wrench stop spanner	C136927	
		Wrench spanner	KF141865	
		Side handle	C136901	



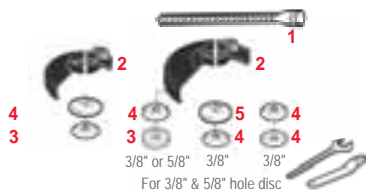
# Accessories Angle Grinders

## INCLUDED ACCESSORIES

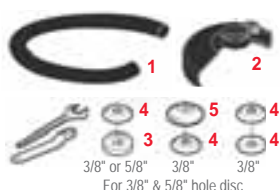
CP3040...



For 3/8" & 5/8" hole disc



For 3/8" & 5/8" hole disc



For 3/8" & 5/8" hole disc



For 7/8" hole disc



For 7/8" hole disc



For 7/8" hole disc



For 5/8" hole disc



MODEL	ITEM	DESCRIPTION	PART NO.
CP3040-GABTIM CP3040-GASTIM	1	ø 4" (100mm) Disc Guard	205 054 5213
	2	Rear flange 3/8"	205 054 4263
	3	Rear flange 5/8"	205 055 2633
	4	Flange nut 3/8"	205 054 4273
	5	Flange nut 5/8"	205 055 2643
	.	Spanner Wrench (for 3/8" flange)	205 054 4293
	.	Pin Wrench (for 3/8" flange)	205 054 4283
	.	Spanner Wrench (for 5/8" flange)	205 054 4303
	.	Spanner Wrench (for 5/8" flange)	205 055 2953
	.	Pin wrench (for 5/8" flange)	205 055 2943
CP3019-..A3 CP3019-..A4	1	Exhaust hose L= 31" (0.8m)	615 875 1060
	2	3" (76mm) Disc Guard (A3)	615 504 1550
	2	4" (100mm) Disc Guard (A4)	615 504 1600
	3	Flange	615 606 5150
	4	Flange	615 502 0640
	5	Rear flange	615 503 1440
	.	Pin Wrench	615 802 0080
.	Flat Wrench 7/16" (11mm)	615 801 0030	
CP3109-13A4ES CP3109-13A4	1	Exhaust hose L= 60" (1.5m)	615 875 1130
	2	4" (100mm) Disc Guard	615 504 1600
	3	Flange	615 606 5150
	4	Flange	615 502 0640
	5	Rear Flange	615 503 1440
	.	Pin Wrench	615 802 0080
.	Flat Wrench 7/16" (11mm)	615 801 0030	
CP3450-12AA5	1	5" (125mm) Disc Guard	615 504 1860
	2	Rear flange M14	615 503 1590
	3	Flange nut M14	615 502 0770
	4	Safety screw	615 614 0900
Flat wrench: 205 048 4230 / Pin wrench: 205 048 6673 / Hex wrench: 895 101 1464			
CP3450-12AC45	1	4.5" (115mm) Disc Guard	615 504 2030
	2	Rear flange 3/8"	205 053 3943
	3	Flange nut 3/8"	205 053 3973
	4	Safety screw	615 614 0900
Flat wrench: 205 048 4230 / Pin wrench: 205 048 5003 / Hex wrench: 895 101 1464			
CP3450-12AB5	1	5" (125mm) Disc Guard	615 504 1860
	2	Rear flange 5/8"	615 503 1600
	3	Flange nut 5/8"	615 502 0780
	4	Safety screw	615 614 0900
CP3450-12AC4 CP3450-12AC4R	1	4" (100mm) Disc Guard	615 504 1880
	2	Flange (2)	894 017 3436
		Flat wrench	205 048 4230
		Pin wrench	205 048 5003
Flat wrench: 205 048 4230 / Pin wrench: 205 048 6673 / Hex wrench: 895 101 1464			
MODEL	DESCRIPTION	PART NO.	
CP3450-..	Side handle	205 052 4063	
	Exhaust kit	205 054 1503	

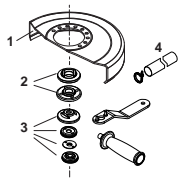
# GRINDING

## Accessories Angle Grinders

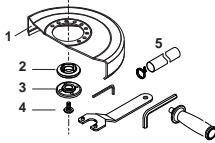


### INCLUDED ACCESSORIES

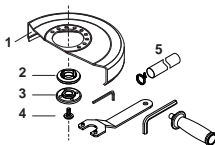
MODEL	ITEM	DESCRIPTION	PART NO.
<b>CP3650-120AC4</b>	1	4" (100mm) Disc guard	615 504 2360
	2	Rear flange 3/8" grinding/cutting wheel type 1 - 41	894 017 3436
	3	Flange nut 3/8" grinding/cutting wheel type 1 - 41	894 017 3436
		Rear flange 3/8" depressed center type 27	894 017 3435
		Flange nut 3/8" depressed center type 27	894 017 3435
		Flanges (x2) 3/8" grinding/cutting wheel type 1 - 41	894 017 3435
	4	Exhaust hose kit	615 813 2520
	.	Pin wrench	205 048 5003
	.	Side handle	205 052 4063



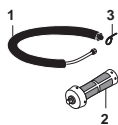
MODEL	ITEM	DESCRIPTION	PART NO.
<b>CP3650-120AA45</b> <b>CP3650-120AA5</b>	1	4.5" (115mm) Disc guard	615 504 2370
	1	5" (125mm) Disc guard	615 504 2380
	2	Rear flange M14	895 025 1317
	3	Flange nut M14	895 025 1317
	4	Safety screw	895 025 1317
	5	Exhaust hose kit	615 813 2520
	.	Pin wrench	205 048 6673
	.	Hex. Wrench	895 101 1464
	.	Side handle	205 052 4063



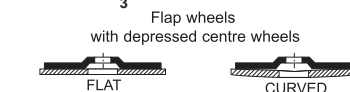
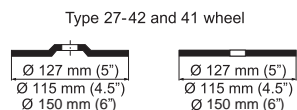
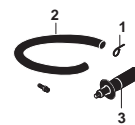
MODEL	ITEM	DESCRIPTION	PART NO.
<b>CP3650-120AB45</b> <b>CP3650-120AB5</b>	1	4.5" (115mm) Disc guard	615 504 2370
	1	5" (125mm) Disc guard	615 504 2380
	2	Rear flange 5/8"	819 017 3438
	3	Flange nut 5/8"	819 017 3438
	4	Safety screw	894 017 3438
	5	Exhaust hose kit	615 813 2520
	.	Pin wrench	205 048 6673
	.	Hex. wrench	895 101 1464
	.	Side handle	205 052 4063



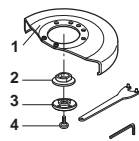
MODEL	ITEM	DESCRIPTION	PART NO.
<b>CP3650-120AA5VK</b>	1	Silencer kit	615 396 1660
<b>CP3650-120AB5VK</b>	2	Vibration-damping side handle	615 576 0660
<b>CP3650-120AH5VK</b>	3	Hose clamp	615 263 0240
<b>CP3650-100AB6VK</b>			



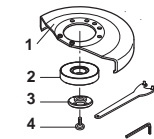
MODEL	ITEM	DESCRIPTION	PART NO.
<b>CP3650-120AA5</b>	.	3/8" air hose nipple for 1/2" (13 mm) ID hose	615 704 0270
<b>CP3650-120AB5</b>	1	Hose clamp	615 263 0240
<b>CP3650-120AA45</b>	2	Exhaust hose	615 875 1130
<b>CP3650-120AB45</b>	3	Side handle	615 576 0380



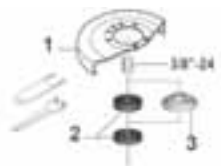
MODEL	ITEM	DESCRIPTION	PART NO.
<b>CP3650-120AB45</b> <b>CP3650-120AB5</b>	1	4.5" (115 mm) Multi-position guard (AB45)	615 504 1980
	1	5" (127 mm) Multi-position guard (AB5)	615 504 1970
	2	Rear flange	615 503 1410
	3	Front flange	615 502 0670
	4	Safety screw	615 614 0760
.		Pin wrench 1-3/8" (35 mm)	615 802 0100
.		Hex. key 1/4" A/F (6.35 mm)	615 802 0570



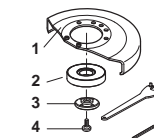
MODEL	ITEM	DESCRIPTION	PART NO.	
<b>CP3650-120AB5VK</b>	1	5" (127 mm) Multi-position guard	615 504 1930	
	2	Auto balancer	615 990 1810	
	3	Front flange	615 502 0670	
	4	Safety screw	615 614 0760	
	.		Hex. key 1/4" A/F (6.35 mm)	615 802 0570



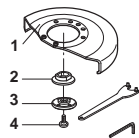
MODEL	ITEM	DESCRIPTION	PART NO.
<b>CP3650-135AC4FK</b>	1	4" (100 mm) Disc Guard	615 504 1960
	2	Flange (2)	615 606 5150
	3	Rear Flange	615 503 5150
	.	Flat wrench, 5/8" (16 mm)	615 802 5120
	.	Pin wrench 20-3 mm	615 802 0080



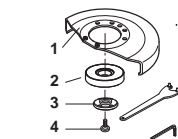
MODEL	ITEM	DESCRIPTION	PART NO.	
<b>CP3650-120AA5VK</b>	1	5" (127 mm) Multi-position guard	615 504 1930	
	2	Auto balancer	615 990 1810	
	3	Front flange	615 502 0660	
	4	Safety screw	615 614 0760	
	.		Pin wrench 1-3/8" (6.35 mm)	615 802 0100
	.		Hex. key 1/4" A/F (6.35 mm)	615 802 0570



MODEL	ITEM	DESCRIPTION	PART NO.
<b>CP3650-120AA45</b> <b>CP3650-120AA5</b>	1	4.5" (115 mm) Multi-position guard (AA45)	615 504 1980
	1	5" (127 mm) Multi-position guard (AA5)	615 504 1970
	2	Rear flange	615 503 1340
	3	Front flange	615 502 0660
	4	Safety screw	615 614 0760
.		Pin wrench 1-3/8" (35 mm)	615 802 0100
.		Hex. key 1/4" A/F (6.35 mm)	615 802 0570



MODEL	ITEM	DESCRIPTION	PART NO.	
<b>CP3650-100AB6VK</b>	1	6" (150 mm) Disc Guard	615 504 2020	
	2	Auto balancer	615 990 1810	
	3	Front Flange	615 502 0670	
	4	Safety screw	615 614 0760	
	.		Pin wrench 1-3/8" (35 mm)	615 802 0100
	.		Hex. key 1/4" A/F (6.35 mm)	615 802 0570

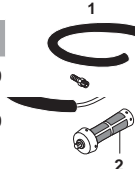




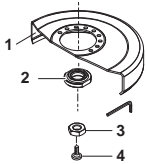
# Accessories Angle and Vertical Grinders

## INCLUDED ACCESSORIES

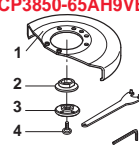
MODEL	ITEM	DESCRIPTION	PART NO.
CP3850-...	1	1/2" Air hose nipple, 5/8" (16 mm) ID hose	615 704 0140
	2	Vibration-damping side handle	615 576 0660



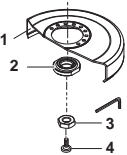
MODEL	ITEM	DESCRIPTION	PART NO.
CP3850-60AB9V	1	9" (230 mm) Disc Guard	205 055 9613
	2	Rear Flange	615 503 1530
	3	Nut 5/8"	615 608 0490
	4	Safety screw	615 614 0340
	.	Hex. key 6 mm	615 802 0560



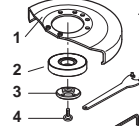
MODEL	ITEM	DESCRIPTION	PART NO.
CP3850-85AH7VE	1	7" (180 mm) Disc Guard (AH7VE)	615 504 2115
CP3850-65AH9VE	1	9" (230 mm) Disc Guard (AH9VE)	615 504 2125
	2	Auto balancer (AH7VE)	615 990 1940
.	3	Rear Flange	615 503 1640
.	4	Front Flange	615 502 0850
.	.	Pin wrench 1-3/8" (35 mm)	615 802 0100
.	.	Hex. key 6 mm	615 802 0560



MODEL	ITEM	DESCRIPTION	PART NO.
CP3850-77AB7V	1	7" (180 mm) Disc Guard	615 504 2135
CP3850-85AB7V	2	Rear Flange	615 503 1530
	3	Nut 5/8"	615 608 0490
.	4	Safety screw	615 614 0340
.	.	Hex. key 6 mm	615 802 0560



MODEL	ITEM	DESCRIPTION	PART NO.
CP3850-85AB7VE	1	7" (180 mm) Disc Guard (AB7VE)	615 504 2115
CP3850-65AB9VE	1	9" (230 mm) Disc Guard (AB9VE)	615 504 2125
	2	Auto balancer	615 990 1810
.	3	Front Flange	615 502 0670
.	4	Safety screw	615 614 0760
.	.	Pin wrench 1-3/8" (35 mm)	615 802 0100
.	.	Hex. key 6 mm	615 802 0560



MODEL	ITEM	DESCRIPTION	PART NO.
CP3349-SALAVEL	1	9" (230 mm) Disc Guard	615 504 2250
	3	Rear Flange	615 503 1070
	4	Nut	615 542 1040
	5	Locknut	615 614 0340
	.	Flat wrench 1-1/16" (27 mm)	615 801 0770
	.	Hex. key 6 mm	615 802 0560



MODEL	ITEM	DESCRIPTION	PART NO.
CP3349-...	.	1/2" Air hose nipple, 5/8" (16 mm) ID hose	615 704 0140

MODEL	ITEM	DESCRIPTION	PART NO.
CP3349-SALAVELE	1	9" (230 mm) Disc Guard	615 504 1830
	2	Rear flange	615 503 1030
	4	Nut	615 542 1040
	5	Locknut	615 614 0340
	.	Pin Wrench 1-3/8" (35 mm)	615 802 0100
	.	Flat wrench 1-1/16" (27 mm)	615 801 0770
	.	Hex. key 6 mm	615 802 0560



MODEL	ITEM	DESCRIPTION	PART NO.
CP3349-SALAVEDE	1	7" (180 mm) Disc Guard	615 504 1820
	2	Rear flange	615 503 1030
	3	Nut	615 542 1040
	4	Locknut	615 614 0340
	.	Pin Wrench 1-3/8" (35 mm)	615 802 0100
	.	Flat wrench 1-1/16" (27 mm)	615 801 0770
	.	Hex. key 6 mm	615 802 0560



MODEL	ITEM	DESCRIPTION	PART NO.
CP3349-SALAVET	1	6" (150 mm) Disc Guard	615 504 1780
	2	Rear flange	615 503 1500
	3	Nut	615 608 0490
	.	Lever	615 595 2020
	.	Hex. key 6 mm	615 802 0610

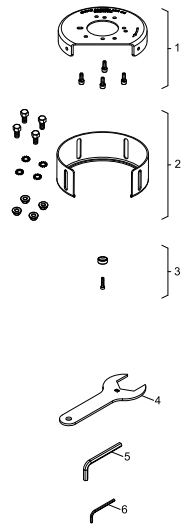


MODEL	ITEM	DESCRIPTION	PART NO.
CP3349-SALAVEVE	1	6" (150 mm) Disc Guard	615 504 1810
	2	Rear flange	615 503 1160
	3	Locknut	615 614 0340
	.	Flat wrench 1-1/16" (27 mm)	615 801 0770
	.	Hex. key 6 mm	615 802 0560

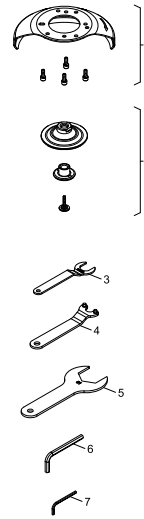




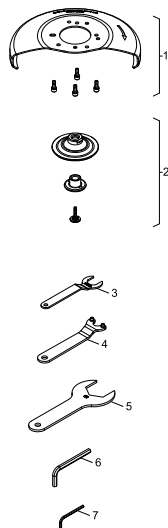
### INCLUDED ACCESSORIES



MODEL	ITEM	DESCRIPTION	PART NO.
<b>CP3330/CP3340 SALAVET</b>	1	6" Guard top kit	615 504 2320
	2	6" Guard bottom kit	615 504 2330
	3	Type 6 and 11 wheel retention kit	615 548 3070
	4	Spanner - 51mm	615 802 0720
	5	Hex key - 5/16"	615 802 0730
	6	Hex key - 5/32"	615 802 0740



MODEL	ITEM	DESCRIPTION	PART NO.
<b>CP3330/CP3340 SALAVAD</b>	1	7" Guard kit	615 504 2340
	2	Type 27 and 42 wheel retention kit	615 548 3080
	3	Spanner - 24mm	615 802 0750
	4	Pin wrench - 32mm / ø3	895 029 0147
	5	Spanner - 51mm	615 802 0720
	6	Hex key - 5/16"	615 802 0730
	7	Hex key - 5/32"	615 802 0740



MODEL	ITEM	DESCRIPTION	PART NO.
<b>CP3330/CP3340 SALAVEL</b>	1	9" Guard kit	615 504 2350
	2	Type 27 and 42 wheel retention kit	615 548 3080
	3	Spanner - 24mm	615 802 0750
	4	Pin wrench - 32mm / ø3	895 029 0147
	5	Spanner - 51mm	615 802 0720
	6	Hex key - 5/16"	615 802 0730
	7	Hex key - 5/32"	615 802 0740





# Accessories & Spares Angle Grinders

GRINDING

## OPTIONAL ACCESSORIES



MODEL	DESCRIPTION	PART NO.
<b>CP3450-..</b>	Low Vibration handle	615 576 0780
	Exhaust hose adapter	615 730 1870
	Overhose	205 054 7523
<b>CP3550-...</b>	Low vibration handle	615 576 0780
<b>CP75-...</b>	Low vibration handle	615 576 0780

## AUTO-BALANCER



MODEL	DESCRIPTION	PART NO.
<b>CP3349-SALAVADE/ CP3349-SALAVELE</b>	Auto-balancer	615 503 1460
<b>CP3550-AA45/5</b>	Auto-balancer M14	615 990 2020
<b>CP3550-AB45/5</b>	Auto-balancer 5/8"	615 990 2030



## COLLET HOLDER

MODEL	DESCRIPTION	PART NO.
<b>CP3450-12AC..</b>	Collet holder	615 990 1900
	Collet nut	615 607 1540
	Collet 1/4"	615 526 0630

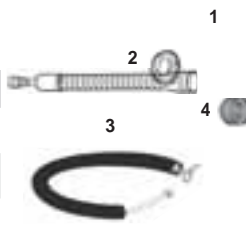
## GREASE GUN



MODEL	DESCRIPTION	PART NO.
<b>CP3450-..</b>	Grease gun (capacity 0.8 oz - 24g)	615 990 1490

## SILENCERS

MODEL	ITEM	DESCRIPTION	PART NO.
<b>CP3019-..</b>	1	Silencer Kit	615 396 1010
	2	Clippable silencer	615 396 1240
<b>CP3109-..</b>	3	Silencer Kit	615 396 1660
	4	Clippable silencer	615 396 6550
<b>CP3450</b>	3	Silencer Kit	615 574 0760



## EXHAUST HOSE

MODEL	DESCRIPTION	PART NO.
<b>CP3109-..</b>	Reinforced cloth-lined exhaust hose L= 30" (0.75m)	615 875 1160

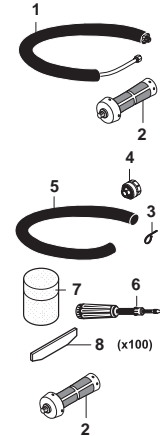


## PAD

MODEL	DESCRIPTION	PART NO.
<b>CP3450-12AC4 AC45</b>	Backing pad ø 4" (100mm) with nut 3/8"	615 990 1900
<b>CP3450-12AA5/AB5</b>	Backing pad ø 5" (125mm) with nut 5/8" & M14	615 990 1910



MODEL	ITEM	DESCRIPTION	PART NO.
<b>CP3650-..</b>	1	Silencer kit	615 396 1660
	2	Vibration-damping side handle	615 576 0660
	3	Hose clamp	615 263 0240
	4	Clippable silencer	615 396 9570
	5	Reinforced cloth-lined exhaust hose L=30" (0.75m)	615 875 1160
	6	Grease gun include 24g	615 990 1490
	7	Grease for bevel gear (1kg)	615 990 1480
	.	Blades kit (x100)	615 434 0640
<b>CP9120/21/22.. CP7540/45/50..</b>	2	Vibration damping side handle	615 576 0780




## DIAMOND CUTTING KIT

MODEL	ITEM	DESCRIPTION	PART NO.
<b>CP3550-AA45/5 CP3550-AB45/5</b>		Diamond disc 5" (127mm)	615 804 9150
		Complete kit	615 397 8300
ø125 (5") Diamond disc	1	Manifold with screws	615 504 2170
	2	Gable cover plate complete	615 504 2180
	3	Spacer 25 mm (5/8")	615 643 0900
	3	Spacer 25 mm (M14)	615 643 0890
	4	Spacer 6 mm (5/8")	616 643 0910
	4	Spacer 6 mm (M14)	616 643 0920
	5	Flange nut 5/8"	617 606 0450
	5	Flange nut M14	617 606 0460
.	Pin key	617 802 0670	



## TUNE-UP KITS



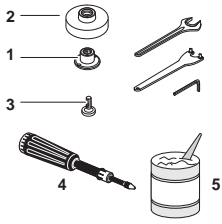
MODEL	TUNE-UP KIT
<b>CP3040</b>	205 054 5223
<b>CP3109-13A4</b>	205 054 1673
<b>CP3109-13A4ES</b>	205 054 1663
<b>CP3330</b>	615 399 4120
<b>CP3340</b>	615 399 4120
<b>CP3450-..</b>	615 397 3030
<b>CP3550-...</b>	615 399 2280
<b>CP3650 Series</b>	205 055 6003
<b>CP3850 Motor Service Kit</b>	205 055 3543
<b>CP3850 Spindle Service Kit</b>	205 055 3553
<b>CP3850 Global Service Kit</b>	205 055 3433
<b>CP75.. serie</b>	894 017 3442
<b>CP854</b>	C138089
<b>CP9120CR</b>	205 050 4823
<b>CP9121AR</b>	205 050 4823
<b>CP9121BR</b>	205 050 4823
<b>CP9121CR</b>	205 050 4823
<b>CP9122BR</b>	205 050 4823
<b>CP9122CR</b>	205 050 4823
<b>CP9123</b>	205 050 3733

# GRINDING

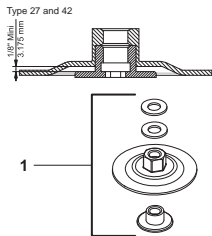
## Dimensions - Accessories Angle Grinders



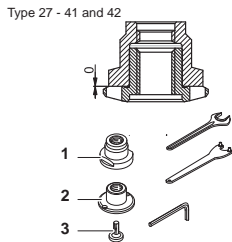
### OPTIONAL ACCESSORIES



MODEL	ITEM	DESCRIPTION	PART NO.
CP3850-77ABVE	1	Nut	615 542 1040
CP3850-85ABVE	2	Autobalancer	615 503 1460
	3	Safety screw	615 614 0340
	4	Grease gun	615 990 1490
	5	Grease for bevel gear (1kg)	615 990 1480
	.	Pin spanner 1-3/8" (35 mm)	615 802 0100
	.	Flat spanner	615 801 0770
	.	Hexagon wrench 6 mm	615 802 0560

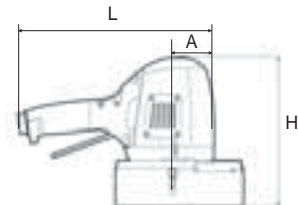
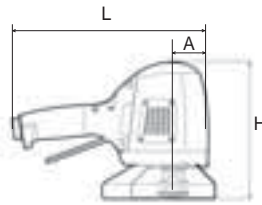
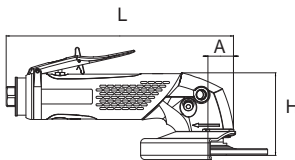


MODEL	ITEM	DESCRIPTION	PART NO.
CP3850-77AB7V	1	Wheel adapter	C087920
CP3850-85AB7V			
CP3850-60AB9V			



MODEL	ITEM	DESCRIPTION	PART NO.
CP3850-77AB7V	1	Rear Flange	615 503 1030
CP3850-85AB7V	2	Nut	615 542 1040
CP3850-60AB9V	3	Safety screw	615 614 0340
	.	Pin Spanner 1-3/8" (35 mm)	615 802 0100
	.	Flat spanner	615 801 0770
	.	Hexagon wrench 6 mm	615 802 0560

### DIMENSIONS



GRINDER	L		A		H	
	in	mm	in	mm	in	mm
CP3019-..A.	6.4	163	0.59	15	2.68	68
CP3109-..A4	8.5	217	0.59	15	2.68	68
CP3109-..A4ES	11.3	287	0.59	15	2.68	68
CP3040GABTIM	8.3	210	2.6	65	3.5	90
CP3040GASTIM	10.6	270	2.6	65	3.5	90
CP3550-120AC4	9.9	252	1.1	29	3.7	94
CP3550-120AA45	9.9	252	1.1	29	3.9	99
CP3550-120AB45	9.9	252	1.1	29	3.9	99
CP3550-120AA5	9.9	252	1.1	29	3.9	99
CP3550-120AB5	9.9	252	1.1	29	3.9	99
CP7500D	5.5	140	1.04	26.4	2.52	64
CP75.. Serie	10.6	270	3.6	93	1.4	36
CP854	9	229	1.02	26	1.58	40
CP854E	9	229	1.02	26	1.58	40
CP9120CR	9.3	233	1.02	26	1.58	40
CP9120CRN	9.3	233	1.02	26	1.58	40
CP9121AR	9.6	240	1.02	26	1.58	40
CP9121BR	9.6	240	1.02	26	1.58	40
CP9121CR	9.6	240	1.02	26	1.58	40
CP9122BR	9.3	233	1.02	26	1.58	40
CP9122CR	9.3	233	1.02	26	1.58	40

GRINDER	L		A		H	
	in	mm	in	mm	in	mm
CP3330-SALAVET	9.8	250	2	50	7.8	200
CP3330-SALAVAD	9.8	250	2	50	7.8	200
CP3330-SALAVEL	9.8	250	2	50	7.8	200
CP3340-SALAVET	9.8	250	2	50	8.6	220
CP3340-SALAVAD	9.8	250	2	50	8.6	220
CP3340-SALAVEL	9.8	250	2	50	8.6	220
CP3349-SALAVADE	10.2	274	1.9	49	7.4	189
CP3349-SALAVEL	10.8	274	1.9	49	8.2	208
CP3349-SALAVELE	10.8	274	1.9	49	7.4	189
CP3349-SALAVET	10.8	274	1.9	49	8.1	207
CP3450-12A..	7.9	200	1.1	27	3.5	88
CP3650-..AC4	9.4	238	1.05	26.8	3.5	88
CP3650-..AB/AA..45/5	9.4	238	1.05	26.8	3.4	87
CP3650-..AB/AA..VK	9.4	238	1.05	26.8	3.6	93
CP3650-..AB6..	9.4	238	1.05	26.8	3.7	93
CP3850-77AB7V	13.1	334	1.14	29	4.8	122
CP3850-..AB9V	13.1	334	1.14	29	4.8	122
CP3850-..AB7VE/AH7VE	13.1	334	1.14	29	4.2	107
CP3850-..AB9VE/AH9VE	13.1	334	1.14	29	4.2	107
CP857	13.1	334	1.34	34	5.5	140
CP9123	13.4	340	1.34	34	5.5	140

# FINISHING



▶ PISTOL GRIP SANDERS



▶ BELT SANDERS



▶ ORBITAL SANDERS



▶ JITTERBUG SANDERS



▶ ANGLE SANDERS



## HOW TO SELECT YOUR FINISHING TOOL?

### STEP 1

Applications

- ▶ Material type
- ▶ Treatment type
- ▶ Finishing type
- ▶ Intensity

### STEP 2

Abrasives

- ▶ Shape
- ▶ Grit size
- ▶ Process
- ▶ Rotation type
- ▶ Access

### STEP 3

Tools

- ▶ Handling shape
- ▶ Pad / Belt size
- ▶ Speed

## SANDING TOOLS

	ANGLE SANDERS	PISTOL SANDER	BELT SANDER	ORBITAL SANDER	IN-LINE SANDER	JITTERBUG SANDER
SUPER INDUSTRIAL	CP3019 CP3650 CP3850	CP3070		CP7220 CP7250 CP9534		
INDUSTRIAL MAINTENANCE AND PRODUCTION	CP3030 CP3550	CP9778	CP858 CP5080	CP7215 CP7225 CP7255		
GENERAL MAINTENANCE		CP7202	CP9779 CP9780	CP3510 CP3512 CP3514	CP7268	CP7263 CP7264 CP7266 CP7267

# FINISHING

<0.7 hp (500 W) Angle Sanders 2" & 3"

## The CP3030 Series Benefits

LIGHTWEIGHT & ERGONOMIC

- Industrial angle sander
- Ergonomic handle and high speed
- High durability thanks to simple and robust design

### CP3030-325AFR

#### FEATURES

- Gearless durable construction
- Compact composite handle
- Streamlined safety lever



**CP3030-325AFR**

### CP3030-415AFR



#### FEATURES

- Gearless durable construction
- Compact composite handle
- Streamlined safety lever

### CP3030-420AFR

Same features as CP3030-415AFR with 20,000 rpm.

### CP3030-515AFR



#### FEATURES

- Gearless durable construction
- Compact composite handle
- Streamlined safety lever



**CP3030**



See accessories on pages 139-146

 GENERAL MAINTENANCE  INDUSTRIAL MAINTENANCE & PRODUCTION  SUPER INDUSTRIAL

MODEL	PART NUMBER	FREE SPEED		POWER		PAD CAPACITY		PAPER SIZE		SPINDLE THREAD	AIR CONS. AT FREE SPEED		AIR CONS. @LOAD		NET WEIGHT		LENGTH		VIBRATION LEVEL ISO 28927 (M/S <sup>2</sup> )		SOUND PRESS. ISO 15744 - dB(a)	SOUND POWER	AIR INLET
		rpm	hp	W	in.	mm	in.	mm	in.		mm	in.	mm	cfm	l/s	cfm	l/s	lb	kg	in.			
CP3030-325AFR	615 162 0060	25,000	0.4	300	2	50	2	50	1/4-20	21.8	10.3	14.2	6.7	1.9	0.8	6.1	154	<2,5	-	80	91	1/4	
CP3030-415AFR	615 162 0070	15,000	0.54	400	3	75	3	75	3/8-24	21.8	10.3	16.3	7.7	1.1	0.5	6.8	174	<2,5	-	80	91	1/4	
CP3030-420AFR	615 162 0080	20,000	0.54	400	3	75	3	75	3/8-24	27.1	12.8	18.4	8.7	1.9	0.8	6.8	174	<2,5	-	76	87	1/4	
CP3030-515AFR	615 162 0100	15,000	0.7	500	3	75	3	75	3/8-24	25	11.8	20.6	9.7	1.9	0.9	6.8	174	<2,5	-	76	87	1/4	

All models: Hose int. 3/8" (10mm) - @90 PSI (@6.3 Bar)

Listed specifications are for reference only. Please check documents in each tool.

## 0.2 & 0.5 hp (150 & 375 W) Angle Sanders 3"

### CP7202



#### ROTARY SANDING

##### FEATURES

- Mini pistol disc sander with 3" (75 mm) Roloc pad
- Rubber molded pistol grip
- Adjustable power regulator

##### BENEFITS

- General maintenance pistol sander
- Compact & lightweight
- Maximized operator control and improved ergonomics lowers fatigue



CP7202

### CP3019-12AF

HIGH PERFORMANCE  
IN A COMPACT PACKAGE

#### FEATURES

- Highly durable bevel gear
- Compact body
- Insulating composite over housing

#### BENEFITS

- Industrial angle sander
- Ergonomic handle and high speed
- Highest durability in demanding applications up to 2,000 hours maintenance intervals



CP3019-12AF

#### CP3019-20AF

Same features as CP3019-12AF with 20,000 rpm



See accessories on pages 139-146

 GENERAL MAINTENANCE  INDUSTRIAL MAINTENANCE & PRODUCTION  SUPER INDUSTRIAL

MODEL	PART NUMBER	FREE SPEED		POWER		PAD CAPACITY		PAPER SIZE		SPINDLE THREAD	AIR CONS. AT FREE SPEED		AIR CONS. @LOAD		NET WEIGHT		LENGTH		VIBRATION LEVEL (ISO 28927 (M/S <sup>2</sup> ))		SOUND PRESS.	SOUND POWER	AIR INLET
		rpm		hp	W	in.	mm	in.	mm	in.	cfm	l/s	cfm	l/s	lb	kg	in.	mm	a	k	ISO 15744 - dB(a)		in.
CP3019-12AF	615 160 7080	12,000		0.5	375	3	75	2	50	1/4-20 UNC	17.6	8.3	6.4	3	0.3	0.6	6.3	166	<2.5	-	78	89	1/4
CP3019-20AF	615 160 7090	20,000		0.5	375	3	75	2	50	1/4-20 UNC	19.7	9.3	12.1	5.7	0.3	0.6	6.3	166	2.7	1.3	82	93	1/4
CP7202	894 107 2021	15,000		0.2	150	3	75	3	75	1/4-20 UNC	21	9.9	21	9.9	1.5	0.7	4	102	<2.5	-	84.8	95.8	1/4

All models: Hose int. 3/8" (10mm) - @90 PSI (@6.3 Bar)

Listed specifications are for reference only. Please check documents in each tool.

# FINISHING

## CP3070-120G

DURABLE



### FEATURES

- 5" (125 mm) sander
- High power 0.5hp (375 W)
- Free speed 12,000 rpm

### BENEFITS

- Industrial pistol sander
- High durability
- Ergonomics - Compact & easy handling, ideal for limited space applications



**CP3070-120G**

## <0.5 hp (375 W) Pistol Sanders 5"

### CP9778



FAST & PRECISE

### FEATURES

- Standard-duty hi-speed sander with 5" (125 mm) pad
- Built-in air regulator and variable speed throttle
- Rugged, energy efficient 0.5 hp(375 W) motor

### BENEFITS

- General maintenance pistol sander
- Excellent for paint removal, smoothing and rust removal in limited space applications



**CP3070-120G**



See accessories on pages 139-146

 GENERAL MAINTENANCE  INDUSTRIAL MAINTENANCE & PRODUCTION  SUPER INDUSTRIAL

MODEL	PART NUMBER	FREE SPEED		POWER		PAD CAPACITY		PAPER SIZE		SPINDLE THREAD	AIR CONS. AT FREE SPEED		AIR CONS. @LOAD		NET WEIGHT		LENGTH		VIBRATION LEVEL (ISO 28927 (M/S <sup>2</sup> ))		SOUND PRESS.	SOUND POWER	AIR INLET
		rpm		hp	W	in.	mm	in.	mm	in.	cfm	l/s	cfm	l/s	lb	kg	in.	mm	a	k	ISO 15744 - dB(a)		in.
CP3070-120G	615 162 0090	12,000		0.5	375	5	125	5	125	3/8-24	26	12	22	10.5	2.2	1	6.9	175	<2,5	-	84	95	1/4
CP9778	615 193 9778	14,000		0.5	375	5	125	5	125	7/16-20	25	12	21	9.9	2.3	1	10.5	297	<2,5	-	90	101	1/4

All models: Hose int. 3/8" (10mm) - @90 PSI (@6.3 Bar)

Listed specifications are for reference only. Please check documents in each tool.

## <0.51 hp (380 W) Belt Sanders

### CP9779 ★



#### FLEXIBLE & EASY HANDLING

##### FEATURES

- Quick-change belt replacement
- Rubber molded grip
- Adjustable sanding arm

##### BENEFITS

- Operator comfort
- Excellent for paint removal, weld sanding, smoothing and rust removal in tight areas

### CP9780 ★



#### EASY HANDLING & LARGE REMOVAL

##### FEATURES

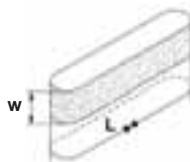
- Quick-change belt replacement
- Rubber molded grip
- Adjustable sanding arm

##### BENEFITS

- Excellent for paint removal, smoothing and rust removal in limited space applications



See accessories on pages 139-146



### CP858 ★★



#### PRODUCTIVITY & DURABILITY

#### FEATURES

- Belt sander 3/8" (10 mm) capacity
- Quick change belt replacement
- Adjustable sanding arm

#### BENEFITS

- Excellent for paint removal, smoothing and rust removal in limited space applications



CP858



CP858

★ GENERAL MAINTENANCE    ★★ INDUSTRIAL MAINTENANCE & PRODUCTION    ★★★ SUPER INDUSTRIAL

MODEL	PART NUMBER	FREE SPEED	POWER		BELT CAPACITY		AIR CONS. AT FREE SPEED		AIR CONS. @LOAD		NET WEIGHT		LENGTH		VIBRATION LEVEL (ISO 28927 (M/S <sup>2</sup> ))		SOUND PRESS.	SOUND POWER	AIR INLET
		rpm	hp	W	in.	mm	cfm	l/s	cfm	l/s	lb	kg	in.	mm	a	k	ISO 15744 - dB(a)		in.
CP858	T025179	18,000	0.4	300	3/8x13	10x330	22	10.4	22	10.4	1.9	0.9	10.8	275	<2.5	-	93	104	1/4
CP9779	615 193 9779	22,000	0.35	260	3/8x13	10x330	13.3	6.3	28	13.1	2	0.9	12	304	<2.5	-	91	102	1/4
CP9780	615 193 9780	20,000	0.51	380	3/4x20.4	19x520	14.6	6.9	30	14.1	3.3	1.5	15	380	<2.5	-	91	102	1/4

All models: Hose int. 3/8" (10mm) - @90 PSI (@6.3 Bar)

Listed specifications are for reference only. Please check documents in each tool.

# FINISHING

## 0.4 & 0.54 hp (300 & 400 W) Belt Sanders

### The CP5080 Series Benefits

#### HIGH PRODUCTIVITY BELT SANDER

- Industrial belt sander
- Ergonomic handle and high speed
- High durability thanks to simple and robust design

### CP5080-3260D12

#### COMPACT SIZE BELT SANDER

#### FEATURES

- Designed for precise applications
- Sanding head pivots 360° for multi position sanding
- Easy change of abrasives and contact arm



### CP5080-3260D12

### CP5080-3260D12K

Part No. 615 162 0050

Kit includes:

- 205 054 5513 Guard support 12" belts
- 205 054 5583 Handle CP5080-3260D12
- 205 054 5573 Belt sanding set 12" 5pc CP
- 205 054 5523 Contact arm 1/2"x12" - 5/8" diam.
- 205 054 5543 Contact arm 1/8"x12"
- 205 054 5533 Contact arm 1/2"x12" 5/16" diam
- 205 055 2173 Blowcase CP5080
- 205 055 2183 Sticker blowcase 12" CP5080



### CP5080-4200D24



#### UNIVERSAL AND VERSATILE BELT SANDER

#### FEATURES

- Universal and versatile arm design
- Sanding head pivots 360° for multi position sanding
- Easy change of abrasives and contact arm

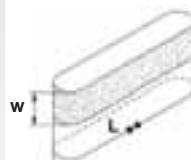
### CP5080-3260H19



#### SPECIAL DIMENSION COMPACT BELT SANDER

#### FEATURES

- Designed for precise applications
- Sanding head pivots 360° for multi position sanding
- Easy change of abrasives and contact arm



MODEL	PART NUMBER	FREE SPEED	POWER		BELT CAPACITY		AIR CONS. AT FREE SPEED		AIR CONS. @LOAD		NET WEIGHT		LENGTH		VIBRATION LEVEL (ISO 28927 (M/S <sup>2</sup> ))		SOUND PRESS.	SOUND POWER	AIR INLET
		rpm	hp	W	in.	mm	cfm	l/s	cfm	l/s	lb	kg	in.	mm	a	k	ISO 15744 - dB(a)	in.	
CP5080-3260D12	615 162 0000	26,000	0.4	300	1/2x12	13x305	21.8	10.3	17.8	8.4	1.7	0.8	11.4	280	<2,5	-	82	93	1/4
CP5080-3260D12K	615 162 0050	26,000	0.4	300	1/8-1/2x12	3-13x305	21.8	10.3	17.8	8.4	1.7	0.8	11.4	280	<2,5	-	82	93	1/4
CP5080-3260H19	615 162 0200	26,000	0.4	300	1/2-1x19	13-25x480	21.8	10.3	17.8	8.4	2.5	1.1	14.6	370	<2,5	-	79	90	1/4
CP5080-4200D24	615 162 0010	20,000	0.54	400	1/2x24	13x610	25.6	12.1	21.6	10.2	3.1	1.4	15.3	390	<2,5	-	78	89	1/4

All models: Hose int. 3/8" (10mm) - @90 PSI (@6.3 Bar)

Listed specifications are for reference only. Please check documents in each tool.



## 0.54 & 0.75 hp (400 & 560 W) Belt Sanders

### CP5080-4200H18



#### HIGH PRODUCTIVITY BELT SANDER

##### FEATURES

- Designed for work in tight spots
- Sanding head pivots 360° for multi position sanding
- Easy change of abrasives and contact arm

### CP5080-4200H18K

Part No. 615 162 0040

Kit includes:

- 205 054 7953 Guard support 18" w/ handle
- 205 054 5603 Handle CP5080-4200h18
- 205 054 5563 Belt sanding set 18" 8pc CP
- 205 054 5483 Contact arm 1/2"x18"
- 205 054 5453 Contact arm 5/8" to 3/4"x 18"
- 205 054 5473 Contact arm 1/8" to 1/2"x 18"
- 20 5055 2173 Blowcase CP5080



CP5080-5220H18

### CP5080-5220H18

#### LARGE SURFACE BELT SANDER

#### FEATURES

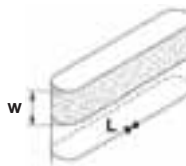
- Designed for large surfaces applications
- Sanding head pivots 360° for multi position sanding
- Easy change of abrasives and contact arm



CP5080-5220H18



See accessories on pages 139-146



 GENERAL MAINTENANCE
  INDUSTRIAL MAINTENANCE & PRODUCTION
  SUPER INDUSTRIAL

MODEL	PART NUMBER	FREE SPEED	POWER		BELT CAPACITY		AIR CONS. AT FREE SPEED		AIR CONS. @LOAD		NET WEIGHT		LENGTH		VIBRATION LEVEL (ISO 28927 (M/S <sup>2</sup> ))		SOUND PRESS.	SOUND POWER	AIR INLET
		rpm	hp	W	in.	mm	cfm	l/s	cfm	l/s	lb	kg	in.	mm	a	k	ISO 15744 - dB(a)	in.	
CP5080-4200H18	615 162 0020	20,000	0.54	400	1/2x18	13x457	25.6	12.1	21.6	10.3	2.8	1.3	13.4	340	<2,5	-	80	91	1/4
CP5080-4200H18K	615 162 0040	20,000	0.54	400	1/2-3/4x18	13-19x457	25.6	12.1	21.6	10.2	3.1	1.4	13.4	340	<2,5	-	78	89	1/4
CP5080-5220H18	615 162 0030	22,000	0.75	560	1x18	25x457	31.8	15	27.1	12.8	3.3	1.5	13.4	340	<2,5	-	84	95	1/4

All models: Hose int. 3/8" (10mm) - @90 PSI (@6.3 Bar)

Listed specifications are for reference only. Please check documents in each tool.

# FINISHING

## CP3514 ★

ERGONOMIC  
& POWERFUL

### FEATURES

- Central Vacuum (CV) model in Hook & Loop Pad
- 5" (125 mm) random orbital palm sander
- Powerful 0.3 hp (210 W) motor

### BENEFITS

- Operator comfort with ergonomic palm shape
- Productivity increased with low vibrations level
- Powerful and ergonomic palm shape for vertical and horizontal applications



**CP3514**

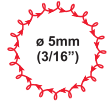


## 0.3 HP (210 W) Orbital Sanders

## CP3510 ★



ERGONOMIC  
& POWERFUL



### CP3511

Same features as CP3510 with PSA

### FEATURES

- Non Vacuum (NV) model in Hook & Loop Pad
- 5" (125 mm) random orbital palm sander
- Powerful 0.3 hp (210 W) motor

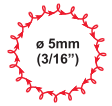
### BENEFITS

- Operator comfort with ergonomic palm shape
- Productivity increased with low vibration level
- Powerful and ergonomic palm shape for vertical and horizontal applications

## CP3512 ★



ERGONOMIC  
& POWERFUL



### FEATURES

- Self Vacuum (SV) model in Hook & Loop Pad
- 5" (125 mm) random orbital palm sander
- Powerful 0.3 hp (210 W) motor

### BENEFITS

- Operator comfort with ergonomic palm shape
- Productivity increased with low vibration level
- Powerful and ergonomic palm shape for vertical and horizontal applications



See accessories on pages 139-146

★ GENERAL MAINTENANCE   ★★ INDUSTRIAL MAINTENANCE & PRODUCTION   ★★★ SUPER INDUSTRIAL

MODEL	PART NUMBER	POWER		GRIP	FREE SPEED	PAD CAPACITY		SPINDLE THREAD	AIR CONS. AT FREE SPEED		AIR CONS. @LOAD		NET WEIGHT		PAD TYPE	VAC	VIBRATION LEVEL ISO 28927 (M/S <sup>2</sup> )		SOUND PRESS.	SOUND POWER	AIR INLET
		hp	W			in.	mm		in.	cfm	l/s	cfm	l/s	lb			kg	a			
CP3510	615 193 3510	0.3	210	Palm	12,000	5	125	5/16-24	19.5	9.2	16	7.6	1.3	0.7	H&L	no	3	1.3	81	89	1/4
CP3511	615 193 3511	0.3	210	Palm	12,000	5	125	5/16-24	19.5	9.2	16	7.6	1.3	0.7	PSA	no	3	1.3	81	93	1/4
CP3512	615 193 3512	0.3	210	Palm	12,000	5	125	5/16-24	19.5	9.2	16	7.6	1.4	0.8	H&L	SV	3	1.3	81	91	1/4
CP3514	615 193 3514	0.3	210	Palm	12,000	5	125	5/16-24	19.5	9.2	16	7.6	1.4	0.8	H&L	CV	3	1.3	81	87	1/4

All models: Hose int. 3/8" (10mm) - @90 PSI (@6.3 Bar)

Listed specifications are for reference only. Please check documents in each tool.

## 0.3 HP (210 W) Orbital Sanders

### CP7225 ★★



POWERFUL & COMFORTABLE



#### CP7225E / CV

Same features as CP7225 with respectively H&L and Central Vacuum

#### FEATURES

- Non Vacuum (NV) model in PSA pad
- 6" (150 mm) random orbital with palm sander
- Powerful 0.3 hp (210 W) motor

#### CP7225CVE / SVE

Same features as CP7225 with H&L, Central Vacuum and with H&L, Self Vacuum

#### BENEFITS

- Productivity increased with low vibrations level
- Powerful and ergonomic palm shape for vertical and horizontal applications
- 3/32" (2.5 mm): used for final sanding, finishing, and pre-polishing processes

### CP7215SV ★★



POWERFUL & COMFORTABLE



#### CP7215E

Same features as CP7215SV with H&L

#### CP7215CV

Same features as CP7215SV with H&L and Central Vacuum

#### FEATURES

- Self Vacuum (SV) model in PSA pad
- 6" (150 mm) random orbital palm sander
- Powerful 0.3 hp (210 W) motor

#### CP7215CVE/SVE

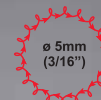
Same features as CP7215SV with H&L, Central Vacuum and with H&L, Self Vacuum

#### BENEFITS

- Operator comfort with ergonomic palm shape
- Productivity increased with low vibration level
- Powerful and ergonomic palm shape for vertical and horizontal applications

### CP7255CVE ★★

POWERFUL & COMFORTABLE



## FEATURES

- Central Vacuum (CV) model in Hook & Loop Pad
- 6" (150 mm) random orbital palm sander
- Powerful 0.3 hp (210 W) motor

## BENEFITS

- Operator comfort with ergonomic palm shape
- Productivity increased with low vibrations level
- Powerful and ergonomic palm shape for vertical and horizontal applications



#### CP7255

Same features as CP7255CVE with PSA

#### CP7255E / CV

Same features as CP7255CVE with respectively H&L and Central Vacuum

#### CP7255SV / SVE

Same features as CP7255CVE with respectively Self Vacuum and H&L Self Vacuum

★ GENERAL MAINTENANCE   ★★ INDUSTRIAL MAINTENANCE & PRODUCTION   ★★★ SUPER INDUSTRIAL

	MODEL	PART NUMBER	POWER		GRIP	FREE SPEED	PAD CAPACITY		SPINDLE THREAD	AIR CONS. AT FREE SPEED		AIR CONS. @LOAD		NET WEIGHT		PAD TYPE	VAC	VIBRATION LEVEL ISO 28927 (M/S <sup>2</sup> )		SOUND PRESS.	SOUND POWER	AIR INLET
			hp	W			rpm	in.		mm	in.	cfm	l/s	cfm	l/s			lb	kg			
ORBITAL ø 3/8" (10 mm)	CP7215	894 107 2151	0.3	210	Palm	12,000	6	150	5/16-24	18	8	16	7.6	1.7	0.8	PSA	no	8.54	2.9	81	92	1/4
	CP7215CV	894 107 2153	0.3	210	Palm	12,000	6	150	5/16-24	18	8	16	7.6	1.8	0.8	PSA	CV	8.54	2.9	81	92	1/4
	CP7215CVE	894 127 2153	0.3	210	Palm	12,000	6	150	5/16-24	18	8	16	7.6	1.8	0.8	H&L	CV	5.65	1.8	81	92	1/4
	CP7215E	894 127 2151	0.3	210	Palm	12,000	6	150	5/16-24	18	8	16	7.6	1.7	0.8	H&L	no	5.65	1.8	81	92	1/4
	CP7215SV	894 107 2152	0.3	210	Palm	12,000	6	150	5/16-24	18	8	16	7.6	1.8	0.8	PSA	SV	8.54	2.9	81	92	1/4
ORBITAL ø 3/2" (2.5 mm)	CP7215SVE	894 127 2152	0.3	210	Palm	12,000	6	150	5/16-24	18	8	16	7.6	1.8	0.8	H&L	SV	5.65	1.8	81	92	1/4
	CP7225	894 107 2251	0.3	210	Palm	12,000	6	150	5/16-24	18	8	16	7.6	1.7	0.8	PSA	no	7.65	3.2	81	92	1/4
	CP7225CV	894 107 2253	0.3	210	Palm	12,000	6	150	5/16-24	18	8	16	7.6	1.8	0.8	PSA	CV	7.65	3.2	81	92	1/4
	CP7225CVE	894 127 2253	0.3	210	Palm	12,000	6	150	5/16-24	18	8	16	7.6	1.8	0.8	H&L	CV	3.7	2.1	81	92	1/4
	CP7225E	894 127 2251	0.3	210	Palm	12,000	6	150	5/16-24	18	8	16	7.6	1.7	0.8	H&L	no	3.7	2.1	81	92	1/4
ORBITAL ø 3/16" (5 mm)	CP7225SVE	894 127 2252	0.3	210	Palm	12,000	6	150	5/16-24	18	8	16	7.6	1.8	0.8	H&L	SV	3.7	2.1	81	92	1/4
	CP7255	894 107 2551	0.3	210	Palm	12,000	6	150	5/16-24	18	8	16	7.6	1.7	0.8	PSA	no	8.22	2.3	81	92	1/4
	CP7255CV	894 107 2553	0.3	210	Palm	12,000	6	150	5/16-24	18	8	16	7.6	83	0.8	PSA	CV	8.22	2.3	81	92	1/4
	CP7255CVE	894 127 2553	0.3	210	Palm	12,000	6	150	5/16-24	18	8	16	7.6	83	0.8	H&L	CV	5.13	1.8	81	92	1/4
	CP7255E	894 127 2551	0.3	210	Palm	12,000	6	150	5/16-24	18	8	16	7.6	1.7	0.8	H&L	no	5.13	1.8	81	92	1/4
	CP7255SV	894 107 2552	0.3	210	Palm	12,000	6	150	5/16-24	18	8	16	7.6	1.8	0.8	PSA	SV	8.22	2.3	81	92	1/4
	CP7255SVE	894 127 2552	0.3	210	Palm	12,000	6	150	5/16-24	18	8	16	7.6	1.8	0.8	H&L	SV	5.13	1.8	81	92	1/4

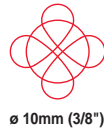
All models: Hose int. 3/8" (10mm) - @90 PSI (@6.3 Bar)

Listed specifications are for reference only. Please check documents in each tool.

# FINISHING

## 0.3 hp (210 W) Orbital Sanders

### CP7215H ★★



#### CP7215HE / HCVE

Same features as CP7215H with handle and H&L / with 2 hands and Central Vacuum



Eco change motor, see page 133

#### LIGHTWEIGHT & POWERFUL


##### FEATURES

- Non Vacuum (NV) model in PSA Pad
- 2-handed 6" (150 mm) random orbital palm sander
- Powerful 0.3 hp (210 W) motor

##### BENEFITS

- Operator comfort with ergonomic palm shape
- Productivity increased with low vibration level
- Powerful and ergonomic palm shape for vertical and horizontal applications

### CP7255H ★★



#### CP7255HE / HCVE

Same features as CP7255H with handle and H&L / with 2 hands and Central Vacuum



Eco change motor, see page 133

#### LIGHTWEIGHT & POWERFUL

##### FEATURES

- Non Vacuum (NV) model in PSA Pad
- 2-handed 6" (150 mm) random orbital palm sander
- Powerful 0.3 hp (210 W) motor

##### BENEFITS

- Operator comfort with ergonomic palm shape
- Productivity increased with low vibration level
- Powerful and easy to use for vertical and horizontal applications

### CP7268 ★



#### IN-LINE SANDING

##### FEATURES

- Heavy-duty dual piston straight line sander
- Twin piston rugged design
- Easy comfort trigger and handle

##### BENEFITS

- Operator comfort and safe operation
- Ideal tool for fast material removal, body smoothing, and for large surfaces



See accessories on pages 139-146

★ GENERAL MAINTENANCE   ★★ INDUSTRIAL MAINTENANCE & PRODUCTION   ★★★ SUPER INDUSTRIAL

	MODEL	PART NUMBER	POWER		GRIP	FREE SPEED	PAD CAPACITY		PAPER SIZE		SPINDLE THREAD	AIR CONS. AT FREE SPEED		AIR CONS. @LOAD		NET WEIGHT		PAD TYPE	VIBRATION LEVEL ISO 28927 (M/S <sup>2</sup> )		SOUND PRESS. ISO 15744 - dB(A)	SOUND POWER	AIR INLET
			hp	W			in.	mm	in.	mm		in.	mm	in.	cm	l/s	cm		l/s	lb			
	CP7268	894 107 2680	-	-	Palm	5,000	2.75x17.5	70x445	2.75x17.5	70x445	-	14	6.6	10.7	5.1	6.1	2.8	-	22.03	13.5	93	104	1/4
ORBITAL ø 3/16" (5 mm)	CP7255HE	894 127 2554	0.3	210	Palm	11,000	6	150	150	6	5/16-24	18	8	18	8.5	1.9	0.9	H&L	3.1	5.2	82	93	1/4
	CP7255HCVE	894 127 2555	0.3	210	Palm	11,000	6	150	150	6	5/16-24	18	8	18	8.5	1.9	0.9	H&L	3.1	5.2	83	94	1/4
ORBITAL ø 3/8" (10 mm)	CP7255H	894 107 2554	0.3	210	Palm	11,000	6	150	150	6	5/16-24	18	8	18	8.5	1.9	0.9	H&L	5.4	2.4	81	92	1/4
	CP7215HE	894 127 2154	0.3	210	Palm	11,000	6	150	150	6	5/16-24	18	8	18	8.5	2	0.9	H&L	4.4	2.8	85	96	1/4
	CP7215HCVE	894 127 2155	0.3	210	Palm	11,000	6	150	150	6	5/16-24	18	8	18	8.5	2	0.9	H&L	4.4	2.8	86	97	1/4
	CP7215H	894 107 2154	0.3	210	Palm	11,000	6	150	150	6	5/16-24	18	8	18	8.5	2	0.9	PSA	4.4	2.8	84	95	1/4

All models: Hose int. 3/8" (10mm) - @90 PSI (@6.3 Bar)

Listed specifications are for reference only. Please check documents in each tool.

## 0.3 hp (210 W) Orbital Sanders

### CP7220E



HIGH PERFORMANCE WITH LOW NOISE NON VACUUM



#### CP7220SVE

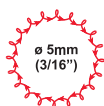
Same features as CP7220E with self-vacuum

#### CP7250E

Same features as CP7220E with 3/16" (5 mm) orbit

#### CP7250SVE

Same features as CP7220SVE with 3/16" (5 mm) orbit and self vacuum



#### FEATURES

- Non-vacuum model available with PSA and Hook & Loop pads
- True oil-free operation to keep contaminants away from your sanding process
- Used for final sanding, finishing and prepolishing processes

#### BENEFITS

- Industrial orbital sander
- High durability thanks to simple and robust design
- Ideal for versatile sanding applications

### CP7220HCVE



HIGH PERFORMANCE WITH LOW NOISE CENTRAL VACUUM



#### FEATURES

- Central-vacuum model available in PSA and Hook & Loop pads
- True oil-free operation to keep contaminants away from your sanding process
- Used for final sanding, finishing and prepolishing processes

#### BENEFITS

- Industrial orbital sander
- High durability thanks to simple and robust design
- Ideal for versatile sanding applications

### CP7220CVE

HIGH PERFORMANCE WITH LOW NOISE CENTRAL VACUUM



## FEATURES

- Central-vacuum model available in PSA and Hook & Loop pads
- True oil-free operation to keep contaminants away from your sanding process
- Used for final sanding, finishing and prepolishing processes

## BENEFITS

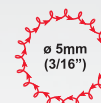
- Industrial orbital sander
- High durability thanks to simple and robust design
- Ideal for versatile sanding application



### CP7220CVE

#### CP7250CVE

Same features as CP7220CVE with 3/16" (5 mm) orbit



See accessories on pages 139-146

 GENERAL MAINTENANCE  INDUSTRIAL MAINTENANCE & PRODUCTION  SUPER INDUSTRIAL

MODEL	PART NUMBER	POWER		GRIP	FREE SPEED rpm	PAD CAPACITY		SPINDLE THREAD in.	AIR CONS. AT FREE SPEED		AIR CONS. @LOAD		NET WEIGHT		PAD TYPE	VAC	VIBRATION LEVEL ISO 28927 (M/S2)		SOUND PRESS. ISO 15744 - dB(A)	SOUND POWER	AIR INLET in.
		hp	W			in.	mm		cfm	l/s	cfm	l/s	lb	kg			a	k			
PALM GRIP - ORBITAL ø 3/32" (2.5mm)																					
CP7220CVE	894 127 2203	0.3	210	Palm	12,000	6	150	5/16-24	16.6	7.8	16.6	7.8	1.7	0.8	H&L	CV	3.2	1.4	76	87	1/4
CP7220E	894 127 2201	0.3	210	Palm	12,000	6	150	5/16-24	16.6	7.8	16.6	7.8	1.7	0.8	H&L	no	3.4	1.3	76	87	1/4
CP7220SVE	894 127 2202	0.3	210	Palm	12,000	6	150	5/16-24	16.6	7.8	16.6	7.8	1.7	0.8	H&L	SV	3.2	1.4	76	87	1/4
CP7220HCVE	615 170 3790	0.3	210	Palm	12,000	6	150	5/16-24	16.6	7.8	16.6	7.8	2	0.9	H&L	CV	5.1	3.2	81	92	1/4
PALM GRIP - ORBITAL ø 3/16" (5mm)																					
CP7250CVE	894 127 2503	0.3	210	Palm	12,000	6	150	5/16-24	16.6	7.8	16.6	7.8	1.7	0.8	H&L	CV	5.7	2.9	76	87	1/4
CP7250E	894 127 2501	0.3	210	Palm	12,000	6	150	5/16-24	16.6	7.8	16.6	7.8	1.7	0.8	H&L	no	5	2.3	76	87	1/4
CP7250SVE	894 127 2502	0.3	210	Palm	12,000	6	150	5/16-24	16.6	7.8	16.6	7.8	1.7	0.8	H&L	SV	5.7	2.9	76	87	1/4

All models: Hose int. 3/8" (10mm) - @90 PSI (@6.3 Bar)

Listed specifications are for reference only. Please check documents in each tool.

# FINISHING

## CP7250HCVE

HIGH PERFORMANCE  
WITH LOW NOISE  
CENTRAL VACUUM



### FEATURES

- Central-vacuum model available in PSA and Hook & Loop pads
- 0.3 hp (210 W) orbital sander
- True oil-free operation to keep contaminants away from your sanding process

### BENEFITS

- Industrial orbital sander
- High durability thanks to simple and robust design
- Ideal for versatile sanding applications



**CP7250HCVE**

## 0.3 hp (210 W) Orbital Sanders

### CP7220HE



HIGH PERFORMANCE  
WITH LOW NOISE  
NON VACUUM

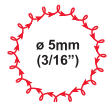
### FEATURES

- Central-vacuum model available in PSA and Hook & Loop pads
- 0.3 hp (210 W) orbital sander
- True oil-free operation to keep contaminants away from your sanding process

### BENEFITS

- Industrial orbital sander
- High durability thanks to simple and robust design
- Ideal for versatile sanding applications

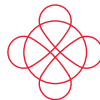
### CP9534



HIGH PERFORMANCE  
WITH LOW NOISE  
CENTRAL VACUUM

### CP9674

Same features as  
CP9534 with low noise  
Central-vacuum



ø 10mm (3/8")

### FEATURES

- Central-vacuum model available in PSA and Hook & Loop pads
- True oil-free operation to keep contaminants away from your sanding process
- 0.3 hp (210 W) orbital sander

### BENEFITS

- Industrial orbital sander
- High durability thanks to simple and robust design
- Ideal for versatile sanding applications



See accessories on pages 139-146



MODEL	PART NUMBER	POWER		GRIP	FREE SPEED	PAD CAPACITY	SPINDLE THREAD	AIR CONS. AT FREE SPEED		AIR CONS. @LOAD		NET WEIGHT		PAD TYPE	VAC	VIBRATION LEVEL ISO 28927 (M/S <sup>2</sup> )		SOUND PRESS.	SOUND POWER	AIR INLET	
		hp	W					cfm	l/s	cfm	l/s	lb	kg			a	k				ISO 15744 - dB(A)
<b>PALM GRIP - ORBITAL Ø 3/32" (2.5mm)</b>																					
CP7220HE	615 170 3770	0.3	210	Palm	12,000	6 150	5/16-24	16.6	7.8	16.6	7.8	2	0.9	H&L	SV	5.1	3.2	81	92	1/4	
<b>PALM GRIP - ORBITAL Ø 3/16" (5mm)</b>																					
CP7250HCVE	615 170 3760	0.3	210	Palm	12,000	6 150	5/16-24	16.6	7.8	16.6	7.8	2	0.9	H&L	CV	4.4	1.9	81	92	1/4	
CP9534	615 193 9534	0.3	210	Palm	9,000	6 150	5/16-24	9	3.2	9	3.2	2.9	1.3	H&L	CV	2.58	1.2	83	94	1/4	
<b>PALM GRIP - ORBITAL Ø 3/8" (10mm)</b>																					
CP9674	615 193 9674	0.3	210	Palm	9,000	6 150	5/16-24	9	3.2	9	3.2	2.3	1.3	H&L	CV	2.54	1.2	83	94	1/4	

All models: Hose int. 3/8" (10mm) - @90 PSI (@6.3 Bar)

Listed specifications are for reference only. Please check documents in each tool.

## Jitterbug Sanders

### CP7263E ★



ERGONOMIC & POWERFUL

#### CP7263CVE

Same features as CP7263E with Central Vacuum

#### FEATURES

- Non-vacuum in Hook & Loop (H&L) pad
- 3"x4-1/4" (74x109 mm) jitterbug rectangle sander
- Powerful 0.3 hp (210 W) motor

#### BENEFITS

- Operator comfort with ergonomic palm shape
- Powerful and easy to use
- Compact pad great for sanding on small surfaces

### CP7264E ★



ERGONOMIC & POWERFUL

#### CP7264CVE

Same features as CP7264E with Central Vacuum

#### FEATURES

- Non-vacuum in Hook & Loop (H&L) pad
- 2-3/4"x7-3/4" (70x198 mm) Jitterbug rectangle sander
- Powerful 0.3 hp (210 W) motor

#### BENEFITS

- Operator comfort with ergonomic palm shape
- Powerful and easy to use
- Long pad ideal for larger surfaces

### CP7266E ★



ERGONOMIC & POWERFUL

#### CP7266CVE

Same features as CP7266E with Central Vacuum

#### FEATURES

- Non-vacuum in Hook & Loop (H&L) pad
- 3-1/4"x5" (80x130 mm) jitterbug rectangle sander
- Powerful 0.3 hp (210 W) motor

#### BENEFITS

- Operator comfort with ergonomic palm shape
- Powerful and easy to use
- Universal size pad for versatile use

### CP7267E ★



ERGONOMIC & POWERFUL

#### CP7267CVE

Same features as CP7267E with Central Vacuum

#### FEATURES

- Non-vacuum in Hook & Loop (H&L) pad
- 3-7/8"-5-5/8" (100x144 mm) jitterbug delta sander
- Powerful 0.3 hp (210 W) motor

#### BENEFITS

- Operator comfort with ergonomic palm shape
- Powerful and easy to use
- Great for corners with the delta pad



See accessories on pages 139-146

★ GENERAL MAINTENANCE   ★★ INDUSTRIAL MAINTENANCE & PRODUCTION   ★★★ SUPER INDUSTRIAL

MODEL	PART NUMBER	POWER		GRIP	FREE SPEED	PAD CAPACITY		AIR CONS. AT FREE SPEED		AIR CONS. @LOAD		NET WEIGHT		PAD TYPE	VAC	VIBRATION LEVEL ISO 28927 (M/S <sup>2</sup> )		SOUND PRESS.	SOUND POWER	AIR INLET
		hp	W			in.	mm	cfm	l/s	cfm	l/s	lb	kg			a	k			
ORBITAL Ø 3/32" (2.5mm)																				
CP7267E	894 107 2670	0.3	210	Palm	10,000	3-7/8"-5-5/8" delta	100x144 delta	18	8.5	18	8.5	1.5	0.7	H&L	no	9.6	3.2	78	89	1/4
CP7267CVE	894 117 2670	0.3	210	Palm	10,000	3-7/8"-5-5/8" delta	100x144 delta	18	8.5	18	8.5	1.6	0.7	H&L	CV	9	3.7	78	89	1/4
CP7266E	894 107 2660	0.3	210	Palm	10,000	3-1/4"x5	80x130	18	8.5	18	8.5	1.5	0.7	H&L	no	7.3	2.9	78	89	1/4
CP7266CVE	894 117 2660	0.3	210	Palm	10,000	3-1/4"x5	80x130	18	8.5	18	8.5	1.3	0.7	H&L	CV	7.7	2.8	78	89	1/4
CP7264E	894 107 2640	0.3	210	Palm	10,000	2-3/4"x7-3/4	70x198	18	8.5	18	8.5	1.2	0.7	H&L	no	9.2	3.4	78	89	1/4
CP7264CVE	894 117 2640	0.3	210	Palm	10,000	2-3/4"x7-3/4	70x198	18	8.5	18	8.5	1.7	0.8	H&L	CV	7.2	2.1	78	89	1/4
CP7263E	894 107 2650	0.3	210	Palm	10,000	3"x4-1/4	74x109	18	8.5	18	8.5	1.4	0.6	H&L	no	9.4	3.0	78	89	1/4
CP7263CVE	894 117 2650	0.3	210	Palm	10,000	3"x4-1/4	74x109	18	8.5	18	8.5	1.5	0.7	H&L	CV	8.9	2.1	78	89	1/4

All models: Hose int. 3/8" (10mm) - @90 PSI (@6.3 Bar)

Listed specifications are for reference only. Please check documents in each tool.

# FINISHING

## 1.5 hp (1,100 W) Angle Sanders

### The CP3550 Series Benefits

#### INDUSTRIAL PRODUCTIVITY & ERGONOMICS

- Industrial angle sander
- Industrial grade durability with up to a 1,000 hour maintenance intervals
- Superior torque for maximal productivity



## CP3550-120AB



### FEATURES

- 1.5 hp (1,100 W) governed motor
- Durable bevel gear
- Spindle lock button



## CP3550-120AB

## CP3550-120AA



### FEATURES

- 1.5 hp (1,100 W) governed motor
- Durable bevel gear
- Spindle lock button



CP3550-120AB



See accessories on pages 139-146



MODEL	PART NUMBER	FREE SPEED		POWER		PAD CAPACITY		SPINDLE THREAD	AIR CONS. AT FREE SPEED		AIR CONS. @ LOAD		NET WEIGHT		LENGTH		VIBRATION LEVEL ISO 28927 (M/S <sup>2</sup> )		SOUND PRESS. ISO 15744 - dB(A)	SOUND POWER	AIR INLET
		rpm		hp	W	in.	mm		in.	cfm	l/s	cfm	l/s	lb	kg	in.	mm	a			
CP3550-120AA	615 162 0360	12,000		1.5	1,100	5	125	M14	36	18	56	26.5	3.2	1.5	9.8	249	5,2	3,4	84	95	3/8
CP3550-120AB	615 162 0370	12,000		1.5	1,100	5	125	5/8-11	36	18	56	26.5	3.2	1.5	9.8	249	5,2	3,4	84	95	3/8

All models: Hose int. 3/8" (10mm) - @90 PSI (@6.3 Bar)

Listed specifications are for reference only. Please check documents in each tool.



## 2.4 hp (1,800 W) Sanders

## The CP3650 Series Benefits

## HIGH PERFORMANCE &amp; ERGONOMICS

- Industrial angle sander
- Highest durability in demanding applications with up to 2,000 hours maintenance intervals
- Superior torque for maximal productivity



## CP3650-120AB



## CP3650-120AAE

Same features as CP3650-120AB with M14 spindle

## CP3650-135AC4SE

Same features as CP3650-120AB with 3/8"-24 spindle and 13,500 rpm

## FEATURES

- High power and torque motor
- Superior durability bevel gear
- Spindle lock button

SEE ALL CP3650 UNIQUE FEATURES ON PAGE 106



CP3650-120AB

SANDERS DELIVERED WITHOUT GUARD, WITHOUT PAD



See accessories on pages 139-146

## CP3650-085AB

## FEATURES

- High power and torque motor
- Superior durability bevel gear
- Spindle lock button



## CP3650-085AB

## CP3650-085AAE

Same features as CP3650-085AB with M14 spindle

## CP3650-075AB

Same features as CP3650-085AB with 7,300 rpm

## CP3650-075AAE

Same features as CP3650-085AB with 7,500 rpm and M14 spindle



MODEL	PART NUMBER	FREE SPEED		POWER		PAD CAPACITY		SPINDLE THREAD	AIR CONS. AT FREE SPEED		AIR CONS. @LOAD		NET WEIGHT		LENGTH		VIBRATION LEVEL ISO 26927 (M/S <sup>2</sup> )		SOUND PRESS.	SOUND POWER	AIR INLET
		rpm		hp	W	in.	mm	in.	cfm	l/s	cfm	l/s	lb	kg	in.	mm	a	k	ISO 15744 - dB(A)		in.
CP3650-075AAE	615 160 7270	7,500		2.4	1,800	7	180	M14	32	15	57	27	3.0	1.4	9.4	238	3.3	1.6	79	90	3/8
CP3650-075AB	615 160 7280	7,500		2.4	1,800	7	180	5/8-11	32	15	57	27	3.1	1.4	9.4	238	3.3	1.6	78	89	3/8
CP3650-085AAE	615 160 7260	8,500		2.4	1,800	7	180	M14	42	20	68	32	3.0	1.4	9.4	238	3.4	1.7	80	91	3/8
CP3650-085AB	615 162 0190	8,500		2.4	1,800	7	180	5/8-11	42	20	68	32	3.0	1.4	9.4	238	3.4	1.7	80	91	3/8
CP3650-120AAE	615 160 7240	12,000		2.4	1,800	5	125	M14	42	20	68	32	3.0	1.4	9.4	238	2.9	1.5	85	96	3/8
CP3650-120AB	615 160 7250	12,000		2.4	1,800	5	125	5/8-11	42	20	68	32	3.1	1.4	9.4	238	2.9	1.5	86	97	3/8
CP3650-135AC4SE	615 160 7290	13,500		2.4	1,800	4	115	3/8-24	53	25	74	35	3.3	1.5	9.4	238	4.8	3.6	85	96	3/8

All models: Hose int. 1/2" (13mm) - @90 PSI (@6.3 Bar)

Listed specifications are for reference only. Please check documents in each tool.

# FINISHING

## 2.8 hp (2,100 W) Sanders

### The CP3850 Series Benefits

SUPERLATIVE PERFORMANCE & ERGONOMICS

- Industrial angle sander
- Highest durability in demanding applications with up to 2,000 hours maintenance intervals
- Superior torque for maximum productivity



#### CP3850-85ABVE

#### FEATURES

- Low profile angle head
- Superior durability bevel gear
- Double action safety lever



CE CERTIFICATION  
NOT FOR ANSI MARKET



#### CP3850-85ABVE

#### CP3850-77AB

Same features as CP3850-85ABVE with 7,700 rpm free speed and without autobalancer  
FOR ANSI MARKET

#### CP3850-65ABVE



#### CP3850-60AB

Same features as CP3850-65ABVE with 6,000 rpm free speed and without autobalancer

FOR ANSI MARKET

#### FEATURES

- Low profile angle head
- Superior durability bevel gear
- Double action safety lever

SEE ALL CP3850 UNIQUE FEATURES ON PAGE 109



CP3850-65ABVE

SANDERS DELIVERED  
WITHOUT GUARD, WITHOUT PAD



See accessories on pages 139-146



MODEL	PART NUMBER	FREE SPEED		POWER		PAD CAPACITY		SPINDLE THREAD	AIR CONS. AT FREE SPEED		AIR CONS. @LOAD		NET WEIGHT		LENGTH		VIBRATION LEVEL ISO 28927 (M/S <sup>2</sup> )		SOUND PRESS.	SOUND POWER	AIR INLET
		rpm	hp	W	in.	mm	in.		cfm	l/s	cfm	l/s	lb	kg	in.	mm	a	k			
ANSI MODELS																					
CP3850-60AB	615 170 5000	6,000	2.8	2,100	9	230	5/8-11	38	18	80	38	5.1	2.3	13.4	340	<2.5	-	86	97	1/2	
CP3850-77AB	615 170 4990	7,700	2.8	2,100	7	180	5/8-11	33	16	69	32	4.1	2.3	13.4	340	3.6	0.8	84	95	1/2	
CE CERTIFICATION - NOT FOR ANSI MARKET																					
CP3850-65ABVE	615 170 4980	6,500	2.8	2,100	9	230	5/8-11	44	21	80	38	5.1	2.3	13.4	340	<2.5	-	89	100	1/2	
CP3850-85ABVE	615 170 4970	8,500	2.8	2,100	7	180	5/8-11	36	17	77	36	5.1	2.3	13.4	340	<2.5	-	87	98	1/2	

All models: Hose int. 5/8" (15mm) - @90 PSI (@6.3 Bar)

Listed specifications are for reference only. Please check documents in each tool.

# Accessories & Spares - Angle sanders 2" & 3" / Pistol sanders



## BACK-UP PLATE

MODEL	DESCRIPTION	PART NO.
<b>CP9778</b>	3" (75mm)	<b>205 048 5063</b>
<b>CP9778</b>	4.5" (115mm)	<b>205 048 5073</b>
<b>CP9778</b>	5.5" (140mm)	<b>205 048 5083</b>
<b>CP7202D</b>	3" ROL-LOC/twist lock backing pad, 1/4 - 20 female thread (must be used with Surface Prep Pad)	<b>CA158102</b>



## ACCESSORIES INCLUDED

MODEL	DESCRIPTION	PART NO.
<b>CP3019-..</b>	Exhaust hose 31" (0.80m)	<b>615 875 1060</b>
	Flat wrench	<b>615 801 0030</b>

MODEL	ITEM	DESCRIPTION	PART NO.
<b>CP3070</b>	<b>1</b>	Backing pad 5" (125mm)	<b>205 054 8393</b>
	<b>2</b>	Backing pad 3" (76mm)	<b>205 054 8383</b>
	<b>3</b>	Holder flange	<b>205 054 8403</b>
	.	Wrench kit	<b>205 054 8333</b>

## OPTIONAL ACCESSORIES

### PADS

MODEL	CAPACITY	PART NO.
<b>CP3019-..</b>	2" (50mm) Pad	<b>205 054 9913</b>
<b>CP3030-325AFR</b>	2" (50mm) Pad	<b>205 054 9913</b>
<b>CP3030-4/5..AFR</b>	3" (76mm) Pad	<b>205 054 9933</b>

### SILENCERS

MODEL	DESCRIPTION	PART NO.
<b>CP3019-..</b>	Silencer kit	<b>615 396 1010</b>
	Clippable silencer	<b>615 396 1240</b>
<b>CP3030-..</b>	Clippable silencer	<b>615 396 1240</b>

### COLLET HOLDER

MODEL	ITEM	CAPACITY	PART NO.
<b>CP3030-4..AFR</b>	<b>1</b>	Series 200 collet holder	<b>615 523 0230</b>
<b>CP3030-5..AFR</b>	<b>2</b>	Series 200 collet nut	<b>615 607 1440</b>
	<b>3</b>	Collet, ø 1/8" (2.4 to 3.2mm)	<b>615 526 0610</b>
	.	Collet, ø 5.2 to 6mm	<b>615 526 0620</b>
	.	Collet, ø 1/4" (5.55 to 6.35mm)	<b>615 526 0630</b>
	.	Collet, ø 7.2 to 8mm	<b>615 526 0640</b>

### GREASE GUN


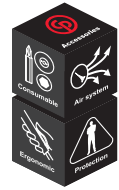
MODEL	DESCRIPTION	PART NO.
<b>CP3019-..</b>	Grease gun (capacity 0.8 oz - 24g)	<b>615 990 1490</b>

### TUNE-UP KITS

MODEL	PART NO.
<b>CP3030-3.</b>	<b>205 054 6403</b>
<b>CP3030-4..</b>	<b>205 054 7863</b>
<b>CP3030-5..</b>	<b>205 054 7923</b>
<b>CP3070-120G</b>	<b>205 054 8293</b>
<b>CP9778</b>	<b>205 050 6663</b>
<b>CP9779</b>	<b>205 050 3853</b>
<b>CP9780</b>	<b>205 050 3863</b>

# FINISHING

## Accessories & Spares - Belt sanders



### TUNE-UP KITS

MODEL	PART NO.
<b>CP5080-3260..</b>	<b>205 054 6403</b>
<b>CP5080-4200..</b>	<b>205 054 7863</b>
<b>CP5080-5220..</b>	<b>205 054 7923</b>

### OPTIONAL ACCESSORIES CP5080 SERIES

#### CP5080-3260 Series - 12" (305mm)



GUARD SUPPORT	PART NO.	CONTACT ARM	PART NO.	WHEEL ASSEMBLY	PART NO.	PLATTEN PAD SET	PART NO.
12" (305mm) Guard support	<b>205 054 5513</b>	1/2"x12" (13x305mm) - 5/8" (16mm)	<b>205 054 5523</b>	1/2" (13mm) - 5/8" (16mm)	<b>205 054 6443</b>	1/2" x 1.97" (13 x 50mm)	<b>205 054 6233</b>
		1/2"x12" (13x305mm) - 5/16" (8mm)	<b>205 054 5533</b>	1/2" (13mm) - 5/16" (8mm)	<b>205 054 6503</b>	1/2" x 1-15/16" (13 x 49mm)	<b>205 054 6243</b>
		1/8"x12" (3x305mm)	<b>205 054 5543</b>	1/8" (3mm)	<b>205 054 6473</b>		
		1/4"x12" (6x305mm)	<b>205 054 5553</b>	1/4" (6mm)	<b>205 054 6493</b>	5/16" x 2.05" (8 x 52mm)	<b>205 054 6253</b>

#### CP5080-4200 Series - 18" (457mm)



GUARD SUPPORT	PART NO.	CONTACT ARM	PART NO.	WHEEL ASSEMBLY	PART NO.	PLATTEN PAD SET	PART NO.
18" (457mm) Guard support	<b>205 054 5443</b>	5/8" to 3/4" x 18" (16 to 19 x 457mm)	<b>205 054 5453</b>	5/8" (16mm)	<b>205 054 6433</b>	3/4" x 2-1/8" (19 x 54mm)	<b>205 054 6263</b>
18" (457mm) Guard support with side handle	<b>205 054 7953</b>	1/2" x 18" (13 x 457mm)	<b>205 054 5463</b>	1/2" (13mm)	<b>205 055 0273</b>	11/16" x 1-15/16" (17 x 49mm)	<b>205 054 6273</b>
		1/8" to 1/2" x 18" (3 to 13 x 457mm)	<b>205 054 5473</b>	1/8" (3mm)	<b>205 054 6473</b>		
		1/2" x 18" (13 x 457mm)	<b>205 054 5483</b>	1/2" (13mm)	<b>205 054 6483</b>	1/2" x 2-1/8" (13 x 54mm)	<b>205 054 6283</b>
		1/4" x 18" (6 x 457mm)	<b>205 054 5493</b>	1/4" (6mm)	<b>205 054 6493</b>	5/16" x 2.05" (8 x 52mm)	<b>205 054 6253</b>
		1" x 18" (25 x 457mm)	<b>205 054 5503</b>	1" (25mm)	<b>205 054 6423</b>	26 x 55	<b>205 054 6293</b>

#### CP5080-5220 Series - 24" (610mm)




GUARD SUPPORT	PART NO.	CONTACT ARM	PART NO.	WHEEL ASSEMBLY	PART NO.	PLATTEN PAD SET	PART NO.
24" (610mm) Guard support	<b>205 054 5413</b>	1/2"x24" (13x610mm)	<b>205 054 5423</b>	1/2" (13mm)	<b>205 054 6443</b>	1/2" x 1.97" (13 x 50mm)	<b>205 054 6243</b>
		1/4" to 1/2"x24" (6 to 13x610mm)	<b>205 054 5433</b>	1/4" (6mm)	<b>205 054 6473</b>		

## Accessories &amp; Spares - Belt sanders



DESCRIPTION	IMPERIAL (" INCHES)	METRIC (MM)	FOR TOOL 1/2	FOR TOOL 2/2	GRIT	UNITS	PART NUMBER	
Sanding belt	1/8 x 12	3 x 305	CP5080-3260D12(K) + 205 054 5543 contact arm	-	120	10	894 016 9706	
					80	10	894 016 9705	
					120	10	894 016 9710	
1/4 x 12	6 x 305	CP5080-3260D12(K) + 205 054 5553 contact arm	-	40	10	894 016 9707		
				60	10	894 016 9708		
				80	10	894 016 9709		
1/2 x 12	13 x 305	CP5080-3260D12(K) + 205 054 5533 contact arm	-	120	10	894 016 9714		
				40	10	894 016 9711		
				60	10	894 016 9712		
3/8 x 13	10 x 330	CP9779, CP858	-	80	10	894 016 9713		
				100	10	894 016 9005		
				120	10	894 016 9006		
1/8 x 18	3 x 457	CP5080-4200H18 + 205 054 5474 contact arm	CP5080-5220H18 + 205 054 5474 contact arm	60	10	894 016 9003		
				80	10	894 016 9004		
				120	10	894 016 9716		
1/4 x 18	6 x 457	CP5080-4200H18 + 205 054 5493 contact arm	CP5080-5220H18 + 205 054 5493 contact arm	40	10	894 016 9715		
				120	10	894 016 9720		
				40	10	894 016 9717		
1/2 x 18	13 x 457	CP5080-4200H18	CP5080-5220H18 + 205 054 5463 contact arm	60	10	894 016 9718		
				80	10	894 016 9719		
				120	10	894 016 9724		
3/4 x 18	19 x 457	CP5080-4200H18 + 205 054 5453 contact arm	CP5080-5220H18 + 205 054 5453 contact arm	40	10	894 016 9721		
				60	10	894 016 9722		
				80	10	894 016 9723		
1 x 18	25 x 457	CP5080-4200H18 + 205 054 5503 contact arm	CP5080-5220H18	120	10	894 016 9728		
				40	10	894 016 9725		
				60	10	894 016 9726		
3/4 x 20,4	19 x 520	CP9780	-	80	10	894 016 9727		
				120	10	894 016 9732		
				40	10	894 016 9729		
1/4 x 24	6 x 610	CP5080-4220D24 + 205 054 5433 contact arm	-	60	10	894 016 9729		
				80	10	894 016 9730		
				100	10	894 016 9731		
1/2 x 24	13 x 610	CP5080-4220D24	-	120	10	894 016 9009		
				60	10	894 016 9010		
				80	10	894 016 9007		
Sanding belt	1/2 x 12	13 x 305	CP5080-3260D12(K) + 205 054 5533 contact arm	-	80	10	894 016 9008	
					120	10	894 016 9008	
					40	10	894 016 9008	
Sanding belt	1/4 x 12	6 x 305	-	-	120	10	894 016 9736	
					40	10	894 016 9733	
					60	10	894 016 9734	
Sanding belt	1/2 x 18	13 x 457	CP5080-4220D24	-	80	10	894 016 9735	
					120	10	894 016 9740	
					40	10	894 016 9737	
Sanding belt	1/4 x 18	6 x 457	CP5080-4220D24	-	60	10	894 016 9738	
					80	10	894 016 9738	
					80	10	894 016 9739	
<b>BELT SANDING SET 12" 5PC - CP</b>						80	1	
Sanding belt	1/2 x 12	13 x 305	CP5080-3260D12(K) + 205 054 5533 contact arm	-	120	1		
					4913 Medium	1	205 054 5573	
					80	1		
<b>BELT SANDING SET 18" 8PC - CP</b>						120	1	
Sanding belt	3/4 x 18	19 x 457	CP5080-4200H18 + 205 054 5453 contact arm	CP5080-5220H18 + 205 054 5453 contact arm	80	1		
					120	1		
					4913 Medium	1		
Sanding belt	1/2 x 18	13 x 457	CP5080-4200H18	CP5080-5220H18 + 205 054 5463 contact arm	80	1	205 054 5563	
					120	1		
					4913 Medium	1		
Sanding belt	1/4 x 18	6 x 457	CP5080-4200H18 + 205 054 5493 contact arm	CP5080-5220H18 + 205 054 5493 contact arm	80	1		
					120	1		
					120	1		

## TUNE-UP KIT &amp; REPAIR KIT



MODEL	TUNE-UP KIT	MAINTENANCE KIT
CP7215/25/55 Series	894 016 3459	205 052 2433
CP7215/55H Series	894 016 5875	205 052 2433
CP7220/50..	894 015 8345	894 015 8346
CP7225/55-3 Series	894 016 3459	205 052 2433
CP7263/64/66/67 Series	894 016 9233	


MODEL	TUNE-UP KIT
CP7265S/CP7265P	205 053 0943
CP7269S/CP7269P	894 016 7963
CP9778	205 050 6663
CP9779	205 050 3853
CP9780	205 050 3863

# FINISHING

## Accessories - Orbital Sanders




### ACCESSORIES INCLUDED



MODEL	DESCRIPTION	PART NO.
<b>CP7220/50E</b>	6" (150mm) Pad H&L	<b>615 990 1540</b>
<b>CP7220/50HE</b>	6" (150mm) Pad PSA	<b>615 990 1590</b>
<b>CP7220/50CVE/HCVE</b>	6" (150mm) Pad H&L with 6 holes	<b>615 990 1550</b>
<b>CP7220/50SVE</b>	6" (150mm) Pad PSA with 6 holes	<b>615 990 1600</b>
<b>CP9534/CP9674</b>	6" (150mm) Pad H&L with 6 holes	<b>352493</b>
<b>CP7220/50SVE</b>	Dust extraction kit	<b>894 015 8430</b>


### OPTIONAL ACCESSORIES

#### ECO CHANGE MOTOR



MODEL	PART NO.
<b>CP7215 Series</b>	<b>894 016 8374</b>
<b>CP7225 Series</b>	<b>894 016 8372</b>
<b>CP7225-3 Series</b>	<b>894 016 8370</b>
<b>CP7255 / CP35... Series</b>	<b>894 016 8373</b>
<b>CP7255-3 Series</b>	<b>894 016 8371</b>

#### VACUUM HOSE ADAPTERS FOR CENTRAL VACUUM SANDERS




MODEL	DESCRIPTION	PART NO.
<b>CP7220/50(H)CVE</b> <b>CP7225/55CVE-3, CP3514/15,</b> <b>CP7225/55/15CV(E), CP7255/15HCVE</b> <b>CP7263/64/66/67CVE</b>	Vacuum hose adaptor ø 1" (25 mm) / ø 1-1/4" (32 mm)	<b>615 350 1170</b>
<b>CP7220/50(H)CVE</b> <b>CP7225/55CVE-3, CP3514/15,</b> <b>CP7225/55/15CV(E), CP7255/15HCVE</b> <b>CP7263/64/66/67CVE</b>	Vacuum hose adaptor ø 1-1/8" (28 mm)	<b>615 804 4480</b>

#### DUST EXTRACTION KIT FOR SELF GENERATE VACUUM

MODEL	DESCRIPTION	PART NO.
<b>CP3512/13, CP7225/55/15SV(E)</b>	Dust extraction kit (incl. 1 dust bag and its dust hose)	<b>205 052 2453</b>
<b>CP3512/13, CP7225/55/15SV(E)</b>	Dust bag set (incl. 5 dust bags)	<b>205 052 3203</b>


#### DUST EXTRACTION KIT



MODEL	DESCRIPTION	PART NO.
<b>CP7220/7250</b> <b>CP9534/9674</b>	Dust extraction kit	<b>894 015 8430</b>

### OPTIONAL ACCESSORIES

#### SANDING PADS (THREAD 5/16"-24)



MODEL	DESCRIPTION	PART NO.
<b>CP7220/50E</b>	6" (150mm) Pad H&L	<b>894 016 3456</b>
<b>CP7220/50HE</b>	6" (150mm) Pad PSA	<b>894 016 3455</b>
<b>CP7220/50CVE/HCVE</b>	6" (150mm) Pad PSA with 6 holes	<b>894 016 3457</b>
<b>CP7220/50CVE/HCVE</b>	6" (150mm) Pad PSA with 15 holes	<b>894 016 8235</b>
<b>CP7220/50CVE/HCVE</b>	6" (150mm) Pad H&L with 15 holes	<b>894 016 8236</b>
<b>CP9534/9674</b>	6" (150mm) Pad PSA with 6 holes	<b>615 990 1600</b>
<b>CP9534/9674</b>	6" (150mm) Pad H&L with 6 holes	<b>615 990 1550</b>
<b>CP9534/9674</b>	Key for pad	<b>164433</b>

#### SANDING PADS (THREAD 5/16"-24)

MODEL	DESCRIPTION	PART NO.
<b>CP3510</b>	5" (125 mm) Pad H&L	<b>894 016 6666</b>
<b>CP3511</b>	5" (125 mm) Pad PSA	<b>894 016 6665</b>
<b>CP3512/14</b>	5" (125 mm) Pad H&L with 5 holes	<b>894 016 6668</b>
<b>CP3513/15</b>	5" (125 mm) Pad PSA with 5 holes	<b>894 016 6667</b>
<b>CP7225/55/15(H)</b>	6" (150 mm) Pad PSA with 15 holes	<b>894 016 8235</b>
<b>CP7225/55/15(H)</b>	6" (150 mm) Pad H&L with 15 holes	<b>894 016 8236</b>
<b>CP7225/55/15(H)</b>	6" (150 mm) Pad PSA with 6 holes, 123g (Only CP tools)	<b>894 016 3457</b>
<b>CP7225/55/15(H)</b>	6" (150 mm) Pad H&L with 6 holes, 123g (Only CP tools)	<b>894 016 3458</b>
<b>CP7225/55/15(H)</b>	6" (150 mm) Pad PSA	<b>894 016 3455</b>
<b>CP7225/55/15(H)</b>	6" (150 mm) Pad H&L	<b>894 016 3456</b>
<b>CP7225/55-3</b>	3" (75 mm) Pad PSA w/o hole	<b>894 016 7203</b>

#### SANDING PADS

MODEL	DESCRIPTION	PART NO.
<b>CP7263E</b>	3"x4-1/4" (74x109 mm) - NV - H&L Pad	<b>894 016 8997</b>
<b>CP7263CVE</b>	3"x4-1/4" (74x109 mm) - CV - H&L Pad	<b>894 016 8998</b>
<b>CP7264 Serie</b>	2-3/4"x7-3/4" (70x198 mm) - CV - H&L Pad Set	<b>894 016 9002</b>
<b>CP7266E</b>	3-1/4"x5" (80x130 mm) - NV - H&L Pad	<b>894 016 8999</b>
<b>CP7266CVE</b>	3-1/4"x5" (80x130 mm) - CV - H&L Pad	<b>894 016 9000</b>
<b>CP7267 Serie</b>	3-7/8"-5-5/8" delta (100x144 mm) - CV - H&L Pad Set	<b>894 016 9001</b>

#### SANDING PAPER

ROL-LOC SURFACE PREPARATION PAD  
(must be used with the 3" ROL-LOC back-up pad)

MODEL	DESCRIPTION	PART NO.
<b>CP7202D</b>	ø 3" (75 mm) Sanding disc 60 Grit (5 pc)	<b>894 016 1712</b>
<b>CP7202D</b>	ø 3" (75 mm) Sanding disc 80 Grit (5 pc)	<b>894 016 1713</b>
<b>CP7202D</b>	ø 3" (75 mm) Sanding disc 100 Grit (5 pc)	<b>894 016 1714</b>
<b>CP7202D</b>	ø 3" (75 mm) Sanding disc 120 Grit (5 pc)	<b>894 016 1715</b>
<b>CP7202D</b>	ø 3" (75 mm) Surface Prep Pad (fine) (5 pc)	<b>894 016 1716</b>
<b>CP7202D</b>	ø 3" (75 mm) Surface Prep Pad (medium) (5 pc)	<b>894 016 1717</b>
<b>CP7202D</b>	ø 3" (75 mm) Surface Prep Pad (course) (5 pc)	<b>894 016 1718</b>
<b>CP7265/69</b>	Nut retainer	<b>KF129586</b>

#### SANDING ACCESSORIES

MODEL	DESCRIPTION	PART NO.
<b>CP9778</b>	Flange	<b>205 048 5053</b>
	Rod-key	<b>205 048 5043</b>

#### BACK-UP PLATE

MODEL	DESCRIPTION	PART NO.
<b>CP9778</b>	ø 4.75" (120 mm) Back-up	<b>KF137214</b>
	ø 3.75" (95 mm) Back-up	<b>KF137215</b>
<b>CP7202D</b>	3" ROL-LOC Backing pad, 1/4 - 20 female thread (must be used with Surface Prep Pad)	<b>CA158102</b>



# Accessories - Sanders

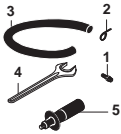
## CP3550 ACCESSORIES INCLUDED

MODEL	ITEM	DESCRIPTION	PART NUMBER
<b>CP3550</b>	1	Exhaust hose kit	615 813 2520
	.	Side handle	205 052 4063

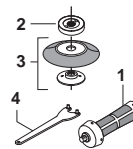


## CP3650 ACCESSORIES INCLUDED

MODEL	ITEM	DESCRIPTION	PART NUMBER
<b>CP3650</b>	1	3/8" air hose nipple for 1/2" (13mm) ID hose	615 704 0270
	2	Hose Clamp	615 263 0240
	3	Exhaust hose	615 875 1130
	4	Spanner wrench 17 mm	615 995 1070
	5	Side handle	615 576 0380



MODEL	ITEM	DESCRIPTION	PART NUMBER
<b>CP3650-135AC4SE</b>	1	Vibration-damping side handle	615 576 0660
	2	Flange	615 606 5150
	3	Backing with nut	615 990 1670
	4	Pin wrench	615 802 0080



## CP3550 OPTIONAL ACCESSORIES

MODEL	ITEM	DESCRIPTION	PART NUMBER
<b>CP3550-...</b>	1	Low vibration handle	615 576 0780
	2	Semi-hard backing pad 5" (125mm) with nut M14 & 5/8"	615 804 0740



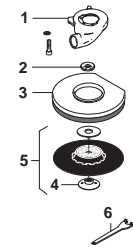
## DIAMOND CUTTING KIT

MODEL	ITEM	DESCRIPTION	PART NUMBER
<b>CP3550-AA/AB</b> ø127 (5") Diamond disc	.	Diamond disc 5" (127mm)	615 804 9150
	.	Complete kit	615 397 8300
	1	Manifold with screws	615 504 2170
	2	Gable cover plate complete 125 mm	615 504 2180
	3	Spacer 25 mm (5/8")	615 643 0900
	3	Spacer 25 mm (M14)	615 643 0890
	4	Spacer 6 mm (5/8")	616 643 0910
	4	Spacer 6 mm (M14)	616 643 0920
	5	Flange nut 5/8"	617 606 0450
	5	Flange nut M14	617 606 0460
	.	Pin key	617 802 0670



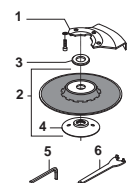
## DUST EXTRACTION KIT Ø5" (125 MM)

MODEL	ITEM	DESCRIPTION	PART NUMBER
<b>CP3550-AA/AB</b>	.	Complete kit	615 397 8280
	1	Manifold with screws	615 504 1940
	2	Skirt 5" with brush	615 570 2340
	3	Spacer 15 mm (5/8")	615 643 0880
	3	Spacer 15 mm (M14)	615 643 0870
	4	Backing pad 5" (rigid)	616 990 1990
	5	Flange nut 5/8"	617 606 0450
	5	Flange nut M14	617 606 0460
	-	Pin key	617 802 0670



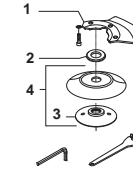
## SANDING KIT FOR STANDARD ABRASIVE DISC 5" (125MM)

MODEL	ITEM	DESCRIPTION	PART NUMBER
<b>CP3550-AA/AB</b> ø127 (5") Diamond disc	.	Complete kit	615 396 0720
	1	Guard	615 504 1450
	2	Backing pad (with nut M14 & 5/8")	615 990 1270
	3	Washer M14	615 641 0270
	3	Washer 5/8"	615 642 0500
	.	Hex key 5/16"	616 802 0610
.	Pin wrench 35mm	617 802 0100	



## SANDING KIT FOR SEMI RIGID DISC 5" (125MM)

MODEL	ITEM	DESCRIPTION	PART NUMBER
<b>CP3550-AA</b>	.	Complete kit	615 396 0750
	1	Finger guard	615 504 1450
	2	Backing pad (with nut M14 & 5/8")	615 990 1290
	3	Washer M14	615 641 0270
	.	Hex key 5/16"	616 802 0610
.	Pin wrench 35mm	617 802 0100	

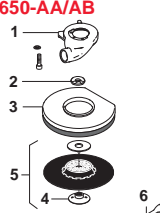


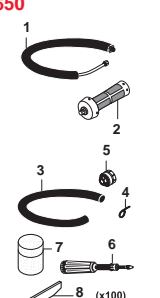
# FINISHING


## Accessories & Spares - Sanders

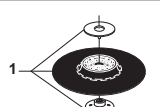
### CP3650 OPTIONAL ACCESSORIES

DUST EXTRACTION KIT Ø5" (125 MM)  
FOR COMPOSITE (NON METAL SANDING)

MODEL	ITEM	DESCRIPTION	PART NUMBER
<b>CP3650-AA/AB</b>		<b>Complete kit</b>	<b>615 397 8280</b>
	1	Suction cap	615 504 1940
	2	Spacer 15 mm (5/8")	615 643 0880
	2	Spacer 15 mm (M14)	615 643 0870
	3	Skirt with brush 5"	615 570 2340
	4	Nut (5/8")	615 606 0450
	4	Nut (M14)	615 606 0460
	5	Backing pad 5" (rigid)	615 990 1990
	6	Pin wrench 1-3/8"	615 802 0100

MODEL	ITEM	DESCRIPTION	PART NUMBER
<b>CP3650</b>			
	1	Silencer kit (55) (-11 dB)	615 396 1660
	2	Vibration-damping side handle	615 576 0660
	3	Reinforced cloth-lined exhaust hose L=30"	615 875 1160
	4	Hose clamp	615 263 0240
	5	Clippable silencer (-6 dB)	615 396 9570
	6	Grease gun include 24g	615 990 1490
	7	Grease for bevel gear (1kg)	615 990 1480
	.	Diamond disc 5" (125 mm)	615 804 9150

MODEL	ITEM	DESCRIPTION	PART NUMBER
	1	Sanding guard 7" (180 mm) kit	615 504 2050

MODEL	ITEM	DESCRIPTION	PART NUMBER
	1	Semi-hard backing pad Ø5" (125mm) with nut M14 & 5/8" (max speed 12000 rpm)	615 804 0740

MODEL	ITEM	DESCRIPTION	PART NUMBER
<b>CP3650-075AAE</b>	1	Backing pad 7" (180 mm)(soft)	615 990 1330
<b>CP3650-085AAE</b>	1	Backing pad 7" (180 mm) (rigid)	615 990 1340
	2	Nut (M14)	-
	2	Nut (5/8")	-
	-	Pin wrench 1-3/8" (35 mm)	615 802 0100

MODEL	ITEM	DESCRIPTION	PART NUMBER
<b>CP3650-075AAE</b>	1	Rigid velcro-backed backing pad 7" (180 mm) (M14x2)	615 990 1450
<b>CP3650-085AAE</b>	1	Rigid velcro-backed backing pad 6" (150 mm) (M14x2)	615 990 1370

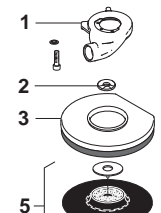
MODEL	ITEM	DESCRIPTION	PART NUMBER
<b>CP3650-075AB</b>	1	Rigid velcro-backed backing pad 7" (180 mm) (5/8"-11)	615 990 1460
<b>CP3650-085AB</b>	1	Rigid velcro-backed backing pad 6" (150 mm) (5/8"-11)	615 990 1380



DUST EXTRACTION KIT Ø5" (125 MM)  
FOR COMPOSITE CUTTING (DIAMOND DISC)

MODEL	ITEM	DESCRIPTION	PART NUMBER
<b>CP3650-075AB</b>		<b>Complete kit</b>	<b>615 397 8300</b>
<b>CP3650-120AB</b>	1	Manifold cutting with screws	615 504 2170
	2	Goble cover plate complete	615 504 2180
	3	Spacer 6mm - Hole 14mm	615 643 0920
	3	Spacer 6mm - Hole 16mm	615 643 0910
	4	Spacer for M14 spindle	615 643 0890
	4	Spacer for 5/8" spindle	615 643 0900
	5	Flange nut M14	615 606 0460
	5	Flange nut 5/8"	615 606 0450
	-	Pin key	615 802 0670

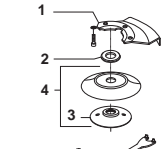
DUST EXTRACTION KIT Ø7" (180 MM)  
FOR COMPOSITE (NON METAL SANDING)

MODEL	ITEM	DESCRIPTION	PART NUMBER
<b>CP3650-AA/AB</b>		<b>Complete kit</b>	<b>615 397 8290</b>
	1	Suction cap	615 504 1940
	2	Spacer 15 mm (5/8")	615 643 0880
	2	Spacer 15 mm (M14)	615 643 0870
	3	Skirt with brush	615 570 2310
	4	Nut (5/8")	-
	4	Nut (M14)	-
	5	Backing pad 7" (rigid)	615 990 1340
	6	Pin wrench 1-3/8" (35 mm)	615 802 0100

SANDING KIT FOR STANDARD ABRASIVE DISC Ø5" (125MM)


MODEL	ITEM	DESCRIPTION	PART NUMBER
<b>CP3650 (A&amp;B)</b>		<b>Complete kit</b>	<b>615 396 0720</b>
	1	Guard	615 504 1450
	2	Ventilated backing	615 990 1270
	3	M14 washer	615 641 0270
	3	5/8" washer	615 642 0500
	4	Nut (M14)	-
	4	Nut (5/8)	615 606 0290
	5	Hex key 5/16"	615 802 0610
	6	Pin wrench 1-3/8" (35 mm)	615 802 0100

SANDING KIT FOR SEMI-RIGID DISC Ø5" (125 MM)

MODEL	ITEM	DESCRIPTION	PART NUMBER
<b>CP3650-...AA</b>		<b>Complete kit</b>	<b>615 396 0750</b>
	1	Guard (CE only)	615 504 1450
	2	M14 washer	615 641 0270
	3	Nut (M14)	615 606 0220
	4	Complete backing	615 990 1290
	5	Hex key 5/16"	615 802 0610
	-	Pin wrench 1-3/8" (35 mm)	615 802 0100

TUNE-UP KIT & REPAIR KIT

MODEL	PART NUMBER
<b>CP3550-...</b>	615 399 2280
<b>CP3650</b>	205 055 6003





# Accessories & Spares - Sanders



## CP3850 ACCESSORIES INCLUDED

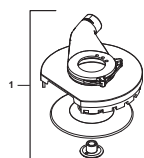
MODEL	DESCRIPTION	PART NUMBER
<b>CP3850-60AB/77AB</b>	Vibration damping side handle	<b>615 576 0660</b>
	1/2" Air hose nipple for 5/8" (15 mm) ID hose	<b>615 704 0140</b>
	Rear flange	<b>615 503 1070</b>

MODEL	DESCRIPTION	PART NUMBER
<b>CP3850-65ABVE</b>	Vibration damping side handle	<b>615 576 0660</b>
<b>CP3850-85ABVE</b>	1/2" Air hose nipple for 5/8" (15 mm) ID hose	<b>615 704 0140</b>
	Auto balancer	<b>615 990 1950</b>

## CP3850 OPTIONAL ACCESSORIES

### DUST EXTRACTION KIT Ø7" (180 MM) FOR COMPOSITE (NON METAL SANDING)

MODEL	ITEM	DESCRIPTION	PART NUMBER
<b>CP3850-85ABVE / CP3850-65ABVE / CP3850-77AB / CP3850-60AB</b>	<b>1</b>	<b>Complete kit</b>	<b>205 055 3563</b>
		Manifold CP3850 with screws	<b>615 504 2190</b>
		Push fit hood with brush	<b>615 570 2310</b>
		Spacer 9mm	<b>615 643 0930</b>
		Spacer 6mm hole 16mm	<b>615 643 0910</b>
		Backing pad 180mm	<b>615 990 2000</b>
		Flange nut 5/8 H16	<b>615 606 0470</b>
		Pin key	<b>615 802 0670</b>



### DUST EXTRACTION KIT Ø7" (180 MM) FOR COMPOSITE CUTTING (DIAMOND DISC)

MODEL	ITEM	DESCRIPTION	PART NUMBER
<b>CP3850-85ABVE / CP3850-65ABVE / CP3850-77AB / CP3850-60AB</b>	<b>1</b>	<b>Complete kit</b>	<b>205 055 3573</b>
	<b>2</b>	Manifold cutting with screws	<b>615 504 2200</b>
	<b>3</b>	Gable cover plate complete	<b>615 504 2210</b>
	<b>4</b>	Spacer for 5/8" spindle	<b>615 643 0900</b>
		Flange nut 5/8"	<b>615 606 0480</b>
		Pin key	<b>615 8020 670</b>
		180mm Cutting Wheel	<b>615 811 1450</b>



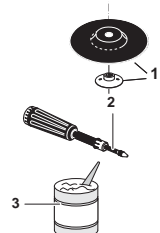
### TUNE-UP KIT & REPAIR KIT



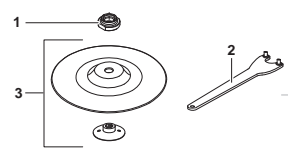
MODEL	DESCRIPTION	TUNE-UP KIT
<b>CP3850</b>	Motor Service Kit	<b>205 055 3543</b>
	Spindle Service Kit	<b>205 055 3553</b>
	Global Service Kit	<b>205 055 3433</b>

## PADS

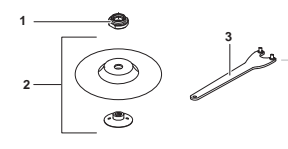
MODEL	ITEM	DESCRIPTION	PART NUMBER
	<b>1</b>	Rigid backing pad with nut 5/8", Ø 180 mm (7") (max. 8,500 rpm)	<b>615 990 1340</b>
	<b>2</b>	Grease gun	<b>615 990 1490</b>
	<b>3</b>	Grease for bevel gear (1Kg)	<b>615 990 1480</b>



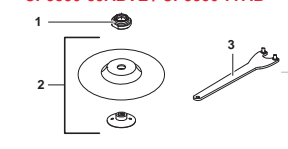
MODEL	ITEM	DESCRIPTION	PART NUMBER
<b>CP3850-65ABVE / CP3850-60AB</b>	<b>1</b>	Rear flange (ABVE)	<b>615 503 1070</b>
	<b>2</b>	Pin spanner 1-3/8" (35 mm)	<b>615 802 0100</b>
	<b>3</b>	Soft backing Pad 9" (230 mm) kit	<b>615 990 1410</b>



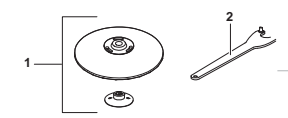
MODEL	ITEM	DESCRIPTION	PART NUMBER
<b>CP3850-85ABVE / CP3850-77AB</b>	<b>1</b>	Rear flange (ABVE)	<b>615 503 1070</b>
	<b>2</b>	Pad 7" (180mm) kit	<b>615 990 1330</b>
	<b>3</b>	Pin spanner 1-3/8" (35 mm)	<b>615 802 0100</b>



MODEL	ITEM	DESCRIPTION	PART NUMBER
<b>CP3850-85ABVE / CP3850-77AB</b>	<b>1</b>	Rear flange (ABVE)	<b>615 503 1070</b>
	<b>2</b>	Rigid Pad 7" (180mm)	<b>615 990 1340</b>
	<b>3</b>	Pin spanner 1-3/8" (35 mm)	<b>615 802 0100</b>

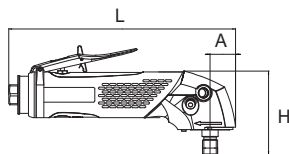
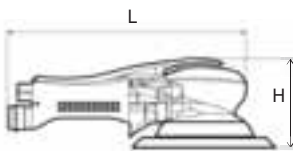
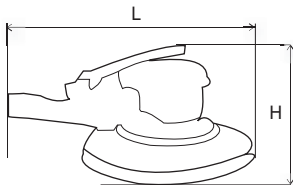
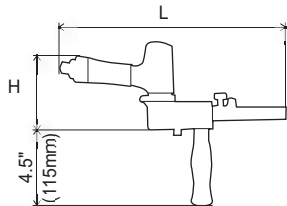
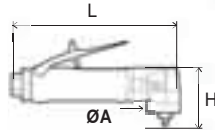
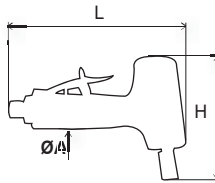
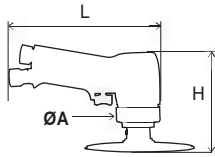


MODEL	ITEM	DESCRIPTION	PART NUMBER
<b>CP3850-77AB</b>	<b>1</b>	Spiracool Pad 7" (180mm)	<b>S091836</b>
	<b>2</b>	Pin spanner 1-3/8" (35 mm)	<b>615 802 0100</b>



# FINISHING

## Dimensions



PISTOL SANDERS	L		H		A	
	in.	mm	in.	mm	in.	mm
<b>CP7202</b>	6.5	166	4.3	110		
<b>CP3070-120G</b>	6.9	175	4.2	108	1.97	50
<b>CP9778</b>	8.2	203	4.5	115		

BELT SANDERS	L		H		W	
	in.	mm	in.	mm	in.	mm
<b>CP5080-3260D12</b>	11.4	290	3.7	95	2.7	70
<b>CP5080-4200D24</b>	15.3	390	4.5	115	2.9	75
<b>CP5080-3260H18</b>	14.5	370	9.8	250	3.1	80
<b>CP5080-5220H18</b>	14.5	370	9.8	250	3.1	80
<b>CP5080-3260H19</b>	14.5	370	4	100	3.1	80
<b>CP858</b>	11.8	300	3.3	85	1.8	45
<b>CP9778</b>	11.8	300	3.3	85	1.8	45
<b>CP9780</b>	14.4	365	4.1	105	2.7	70

ORBITAL SANDERS	L		H	
	in	mm	in	mm
<b>CP3510</b>	6.3	160	4.1	105
<b>CP3511</b>	6.3	160	4.1	105
<b>CP3512</b>	8.3	211	4.1	105
<b>CP3514</b>	7.9	200	4.1	105
<b>CP7215/25/55 - (NV)-E</b>	7.3	185	4.1	105
<b>CP7215CV/25CV/55CV -E</b>	8.7	221	4.1	105
<b>CP7215SV/25SV/55SV -E</b>	9.1	232	4.1	105
<b>CP7215H/55H-E</b>	11.2	285	3.8	96
<b>CP7215HCVE/55HCVE</b>	11.2	285	3.8	96
<b>CP7220/50E</b>	5.0	127	3.7	95
<b>CP7220/50SVE</b>	7.3	186	3.3	83
<b>CP7220/50CVE</b>	7.3	186	3.3	83
<b>CP7220/50HE</b>	9.7	246	3.3	83
<b>CP722/50HCVE</b>	10	255	3.3	83
<b>CP7263E</b>	5.7	145	3	75
<b>CP7263CVE</b>	7.3	185	3	75
<b>CP7264E</b>	7.9	200	3.1	80
<b>CP7264ECVE</b>	9.5	240	3.1	80
<b>CP7266E</b>	6.1	155	2.7	70
<b>CP7266CVE</b>	7.7	195	2.7	70
<b>CP7267E</b>	7.3	185	4	100
<b>CP7267CVE</b>	8.8	225	4	100
<b>CP7268</b>	16.5	420	5.9	150
<b>CP9534/CP9674</b>	7.5	190	3.3	83

ANGLE SANDERS	L		H		A	
	in	mm	in	mm	in	mm
<b>CP3019-...AF</b>	6.5	166	3.7	67	1.18	30
<b>CP3030-3...</b>	6.1	154	4.1	103	1.6	41
<b>CP3030-4...</b>	6.8	174	3.7	93	1.7	43
<b>CP3030-5...</b>	6.8	174	5.5	139	1.7	43
<b>CP3550-120AA</b>	9.8	249	3.7	94	1.1	27
<b>CP3550-120AB</b>	9.8	249	3.7	94	1.1	27
<b>CP3650-...AAE</b>	9.4	238	3.4	87.8	1.1	26.8
<b>CP3650-...AB</b>	9.4	238	3.6	92.8	1.1	26.8
<b>CP3850-...AB</b>	13.1	334	4.3	107	1.2	29
<b>CP3850-...ABVE</b>	13.1	334	4.1	104	1.2	29
<b>CP3650-...AC4SE</b>	9.4	238	3.4	87.5	1.1	26.8

# DRILLING



## ▶ PISTOL DRILLS

- From maintenance to very intensive industrial duty
- Hole drilling capacity up to 1/2" (13 mm) diameter in steel
- Extra-support side handle recommended for better handling with larger drilling capacity and higher torque

## ▶ CORNER DRILLS

- Ideal for drilling, reaming & tapping
- Hole drilling capacity up to 2" (50 mm) dia. in mild steel, cast iron



## HOW TO SELECT YOUR DRILLS?

**STEP 1**  
Material

**STEP 2**  
Drill bits size

**STEP 3**  
Tool type

- ▶ Handle type
- ▶ Duty
- ▶ Reversible or non reversible
- ▶ Chuck capacity / type / brand
- ▶ Speed / stall torque

① Material - ② Drill bit size - ③ Handle Type/Duty/Reversible or non-reversible

Material / Cutting speed			Stainless Steel 9-12 m/min		Forged Steel 12-15 m/min		Mild Steel 24-33 m/min ①		Soft Cast Iron, Plastic 30-45 m/min		Aluminum, Brass, Bronze 60-90 m/min		Wood 90-120 m/min		Handle Type	Duty	Reversible or non-reversible	Model
Free speed	Stall Torque		in.	mm	in.	mm	in.	mm	in.	mm	in.	mm	in.	mm				
rpm	ft.lbs	Nm																
4500	2.4	3.2	-	-	-	-	3/64-5/64	1-2	3/64-1/8	1-3	5/32-1/4	4-6	3/16-1/4	5-6	Pistol	★ ★ ★	Non-reversible	CP1014P45
3300	2.6	3.5	-	-	-	-	3/64-1/8	1-3	5/64-5/32	2-4	5/32-1/4	4-6	3/16-1/4	5-6			Non-reversible	CP1014P33
2400	3.4	4.6	-	-	3/64-5/64	1-2	5/64-5/32	2-4	1/8-3/16	3-5	5/32-1/4	4-6	-	Non-reversible			CP1014P24	
500	18.2	24.5	5/64-3/16	2-5	3/16-5/16	5-8	1/4-3/8	6-10	1/4-3/8	6-10	-	-	-	Non-reversible			CP1014P05	
6000	2.5	3.4	-	-	-	-	-	-	-	-	5/64-3/16	2-5	3/16-5/16	5-8			Non-reversible	CP1117P60
3200	4.0	5.4	-	-	-	-	5/64-5/32	2-4	1/8-1/4	3-6	1/4-5/16	6-8	5/16-3/8	8-10			Non-reversible	CP1117P32
2600	4.7	6.3	-	-	-	-	1/8-1/4	3-6	5/32-5/16	4-8	1/4-3/8	6-10	5/16-3/8	8-10			Non-reversible	CP1117P26
900	14.3	19.3	5/64-1/8	2-3	5/64-1/4	2-6	5/16-15/32	8-12	3/8-1/2	10-13	3/8-1/2	10-13	-	-			Non-reversible	CP1117P09
500	22.2	30.0	5/64 - 1/4	2-6	1/4 - 3/8	6-10	5/16-1/2	8-13	3/8-1/2	10-13	-	-	-	-			Non-reversible	CP1117P05 ③
500	22	30	5/64-3/16	2-5	3/16-5/16	5-8	1/4-3/8	6-10	1/4-3/8	6-10	1/4-3/8	4-6	1/4 - 3/8	6-10			Reversible	CP1114R05
900	12	16	5/64-1/8	2-3	5/64-1/4	2-6	5/16-15/32	8-12	3/8-1/2	10-13	3/8-1/2	10-13	-	-	Reversible	CP1114R09		
2600	4.4	6	-	-	-	-	1/8-1/4	3-6	5/32-5/16	4-8	1/4-3/8	6-10	5/16-3/8	8-10	Reversible	CP1114R26		
4000	2.6	3.5	-	-	-	-	-	-	3/64-1/8	1-3	5/32-1/4	4-6	1/4 - 3/8	6-10	Reversible	CP1114R40 ③		
800	25.3	34.3	1/8-3/16	3-5	5/32-5/16	4-8	5/16-1/2	8-13	3/8-5/8	10-16	3/8-5/8	10-16	-	-	D-shape	★ ★ ★	Non-reversible	CP1816
480	57.8	78.4	-	-	9/16-5/8	14-16	9/16-7/8	14-22	9/16-7/8	14-22	9/16-7/8	14-22	-	-	Rotary	★ ★ ★	Reversible	CP1820R22
380	144.6	196.0	-	-	7/8-1	23-25	7/8-1-1/4	23-32	1 - 1-1/4	25-32	-	-	-	-	Rotary	★ ★ ★	Reversible	CP1820R32
430	59.3	80.4	-	-	9/16-7/8	14-22	9/16-7/8	14-22	9/16-7/8	14-22	-	-	-	-	Corner	★ ★ ★	Reversible	CP1720R22
350	130.1	177.0	-	-	7/8-1	23-25	7/8-1-1/4	23-32	1 - 1-1/4	25-32	-	-	-	-	Corner	★ ★ ★	Reversible	CP1720R32
140	289.3	392.0	-	-	1-1/4	32	1-1/4 - 2	32-50	1-1/4 - 2	32-50	-	-	-	-	Corner	★ ★ ★	Reversible	CP1720R50
1800	3.3	4.5	-	-	-	-	5/64-5/32	2-4	5/32-1/4	4-6	1/4-5/16	6-8	5/16-3/8	8-10	Angle	★ ★ ★	Reversible	CP879
2800	3.9	5.3	-	-	-	-	5/64-5/32	2-4	5/32-1/4	4-6	1/4-5/16	6-8	5/16-3/8	8-10	Straight	★ ★ ★	Non-reversible	CP887
2800	2.4	3.3	-	-	-	-	3/64-1/8	1-3	5/64-5/32	2-4	5/32-1/4	4-6	-	-	Pistol	★	Non-reversible	CP7300
2700	2.2	3.0	-	-	-	-	3/64-1/8	1-3	5/64-5/32	2-4	5/32-1/4	4-6	-	-			Reversible	CP7300R
2000	3.5	4.8	-	-	-	-	5/64-5/32	2-4	5/32-1/4	4-6	1/4-5/16	6-8	5/16-3/8	8-10			Reversible	CP9790/9792
800	9.1	12.4	-	-	5/64-3/16	2-5	1/4-3/8	6-10	3/8-1/2	10-13	-	-	-	Reversible			CP9789/9791	
2400	3.1	4.2	-	-	-	-	5/64-5/32	2-4	5/32-1/4	4-6	1/4-5/16	6-8	5/16-3/8	8-10			Non-reversible	CP785
500	11.3	15.4	-	-	5/64-3/16	2-5	1/4-3/8	6-10	3/8-1/2	10-13	-	-	-	Non-reversible			CP785H	
4200	1.9	2.5	-	-	-	-	-	3/64-1/8	1-3	5/32-1/4	4-6	1/4 - 3/8	6-10	Reversible			CP789R-42	
2600	3.1	4.2	-	-	-	-	5/64-5/32	2-4	5/32-1/4	4-6	1/4-5/16	6-8	5/16-3/8	8-10			Reversible	CP789R-26
500	15.6	21.1	5/64-3/16	2-5	3/16-5/16	5-8	5/16-1/2	8-13	3/8-1/2	10-13	-	-	-	Reversible			CP789HR	

Remarks : Drill bit size on the table is our suggested range for proper drilling from the speed and stall torque of drills, it could be varied depending on drill working conditions.

# DRILLING

## 1/4" - 3/8" Drills

### CP7300 ★

2,800 RPM



#### COMPACT & COMFORTABLE

##### FEATURES

- 1/4" (6 mm) compact drill
- Ergonomic grip and lightweight, only 1.35 lbs (0.61 kg)
- Teasing throttle

#### CP7300R

Similar features as CP7300 with reversible function (2,700 rpm)

##### BENEFITS

- Ideal for efficient general maintenance drilling in confined areas.
- Good precision to allow for very slow start-up and control throughout the drilling process
- Excellent for drilling, honing, reaming, and hole sawing

### CP9790 ★

2,000 RPM



#### REVERSIBLE, PRODUCTIVITY

##### FEATURES

- 3/8" (10 mm) reversible pistol drill
- Industrial quality Jacobs chuck
- Ergonomic grip

#### CP9792

Same features as CP9790 with keyless chuck

##### BENEFITS

- High productivity for general maintenance
- Maximize operator comfort
- Power suitable for many applications

### CP785 ★★



2,400 RPM



#### DURABILITY AND SMOOTH OPERATION

##### FEATURES

- 3/8" (10 mm) pistol drill
- Powerful energy efficient motor resists stalls
- Handle exhaust

##### BENEFITS

- Industrial maintenance duty and designed for smooth operation and extended tool life
- Ideal tool for all types of maintenance work

### CP789R-26 ★★



2,600 RPM



#### REVERSIBLE, HIGH POWER & DURABILITY

#### CP789R-42

Similar features as CP789R-26 with 4,200 rpm

##### FEATURES

- 3/8" (10 mm) reversible pistol drill
- Powerful 0.4 hp (320 W) motor
- Teasing throttle

##### BENEFITS

- Industrial maintenance duty and designed for operators' productivity, durability, and comfort
- Great tool for honing and heavy drilling



See accessories on pages 156-157

★ GENERAL MAINTENANCE   ★★ INDUSTRIAL MAINTENANCE & PRODUCTION   ★★★ SUPER INDUSTRIAL

MODEL	PART NUMBER	FREE SPEED		POWER		CHUCK CAPACITY		SPINDLE		STALL TORQUE		NET WEIGHT		LENGTH		AIR CONS. @LOAD		VIBRATION LEVEL ISO 29527 (M/S2)		SOUND PRESS. ISO 15744-dB(A)	SOUND POWER	AIR INLET
		rpm	hp	W	in.	mm	in.	ft.lb	Nm	lb	kg	in.	mm	cfm	l/s	a	k					
CP7300	894 107 3000	2,800	0.3	230	1/4	6	3/8-24	2.4	3.3	1.4	0.6	5	127	16.4	8	<2.5	-	86	97	1/4		
CP7300R	894 107 3001	2,700	0.3	200	1/4	6	3/8-24	2.2	3.0	1.4	0.6	5	127	16.4	8	<2.5	-	87	98	1/4		
CP785	T022698	2,400	0.5	375	3/8	10	3/8-24	3.1	4.2	2.3	1	7	178	16.5	8	<2.5	-	90	101	1/4		
CP789R-26	T025180	2,600	0.4	320	3/8	10	3/8-24	3.1	4.2	2.5	1.1	7	178	30	14	<2.5	-	95	106	1/4		
CP789R-42	T025198	4,200	0.4	320	3/8	10	3/8-24	1.9	2.5	2.5	1.1	7	178	30	14	<2.5	-	96	107	1/4		
CP9790	615 194 9790	2,000	0.4	270	3/8	10	3/8-24	3.5	4.8	3.0	1.4	6.5	165	24	11	<2.5	-	89	100	1/4		
CP9792	615 194 9792	2,000	0.4	270	3/8	10	3/8-24	3.5	4.8	2.6	1.2	8.5	216	24	11	<2.5	-	90	101	1/4		


All models: Hose int. 3/8" (10mm) - @90 PSI (@6.3 Bar)

Listed specifications are for reference only. Please check documents in each tool or on www.cp.com

## 1/4" - 3/8" Drills

### CP887 ★

2,800 RPM



POWERFUL IN-LINE

**FEATURES**

- 3/8" (10 mm) in-line drill
- Built-in regulator for efficient control

**BENEFITS**

- Power and speed for general maintenance
- Great productivity
- Good for vertical drilling and to reach confined areas

### CP879 ★

1,800 RPM



ANGLE DRILL FOR EASY ACCESS, REVERSIBLE

**FEATURES**

- 3/8" (10 mm) angle drill
- Compact low profile head to get into confined spaces
- Reverse valve for easy directional change

**BENEFITS**

- Compact angle head for general maintenance
- Operator control from start up through rundown
- Ideal for drilling and screw driving in confined areas



CP1014P45

### CP1014P45 ★★

4,500 RPM



HIGH SPEED, COMPACT, DURABILITY & PRECISION

**FEATURES**

- 1/4" (6 mm) industrial pistol drill with Jacobs industrial keyed chuck
- Ergonomic & compact body, Quiet, low vibration
- High power, 0.5hp (375W), and excellent control with teasing throttle

**BENEFITS**

- High productivity thanks to high power with great control and high quality keyed chuck
- Operator comfort thanks to exclusive ergonomic features
- Intensive duty and high durability for general maintenance

#### CP1014P33

Similar features as CP1014P45 with 3,300 rpm

#### CP1014P24

Similar features as CP1014P45 with 2,400 rpm



See accessories on pages 156-157

★ GENERAL MAINTENANCE   ★★ INDUSTRIAL MAINTENANCE & PRODUCTION   ★★★ SUPER INDUSTRIAL

MODEL	PART NUMBER	FREE SPEED		POWER		CHUCK CAPACITY		SPINDLE		STALL TORQUE		NET WEIGHT		LENGTH		AIR CONS. @LOAD		VIBRATION LEVEL ISO 29927 (M/S <sup>2</sup> )		SOUND PRESS.	SOUND POWER	AIR INLET
		rpm		hp	W	in.	mm	in.		ft.lb	Nm	lb	kg	in.	mm	cfm	l/s	a	k	ISO 15744-dB(A)		in.
CP887	T025376	2,800		0.5	375	3/8	10	3/8-24		3.9	5.3	2.3	1	8	203	27	13	<2.5	-	99	110	1/4
CP879	T023999	1,800		0.3	200	3/8	10	3/8-24		3.3	4.5	2.3	1	8.3	210	21	10	<2.5	-	95	106	1/4
CP1014P45	615 158 0010	4,500		0.5	375	1/4	6.5	3/8-24		2.4	3.2	1.2	0.5	6.7	160	21.2	10	3	1.4	78	89	1/4
CP1014P33	615 158 0030	3,300		0.5	375	1/4	6.5	3/8-24		2.6	3.5	1.2	0.5	6.7	160	19	9	<2.5	-	78	89	1/4
CP1014P24	615 158 0050	2,400		0.5	375	1/4	6.5	3/8-24		3.4	4.6	1.2	0.5	6.7	160	19	9	3.1	2.0	78	89	1/4

All models: Hose int. 3/8" (10mm) - @90 PSI (@6.3 Bar)

Listed specifications are for reference only. Please check documents in each tool or on www.cp.com

# DRILLING

## 3/8" Drills

### CP1117P26

2,600 RPM



**HIGH POWER, DURABILITY & PRECISION**

**FEATURES**

- 3/8" (10 mm) industrial pistol drill with Jacobs industrial keyed chuck
- The best power to weight ratio with 1 hp (750 W) motor
- Durable gearbox reduce maintenance cost and downtime

**BENEFITS**

- Improve your productivity thanks to high power & speed
- Operator comfort thanks to exclusive ergonomic features
- Designed for intensive duty and high durability for industrial production applications

**CP1117P26**

**Keyless Chuck**

Same features as CP1117P26 with keyless chuck

**CP1117P26**

**W/O Chuck**

Same features as CP1117P26 without chuck

**CP1117P32**

Similar features as CP1117P26 with 3,200 rpm

**CP1117P60**

Similar features as CP1117P26 with 6,000 rpm

### CP1014P05

500 RPM



**HIGH TORQUE, COMPACT, DURABILITY & PRECISION**

**FEATURES**

- 3/8" (10 mm) industrial pistol drill with Jacobs industrial keyed chuck
- Ergonomic & compact body, quiet, low vibration
- High power 0.5hp (375W) with excellent control by teasing throttle handle

**BENEFITS**

- High productivity thanks to high power with great control and high quality keyed chuck
- Operator comfort thanks to exclusive ergonomic features
- Designed for intensive duty and high durability for industrial production applications



Keyless chuck  
CP1117P26



See accessories on pages 156-157

 GENERAL MAINTENANCE  INDUSTRIAL MAINTENANCE & PRODUCTION  SUPER INDUSTRIAL

MODEL	PART NUMBER	FREE SPEED		POWER		CHUCK CAPACITY		SPINDLE		STALL TORQUE		NET WEIGHT		LENGTH		AIR CONS. @LOAD		VIBRATION LEVEL ISO 29527 (M/S <sup>2</sup> )		SOUND PRESS.	SOUND POWER	AIR INLET
		rpm	hp	W	in.	mm	in.	ft.lb	Nm	lb	kg	in.	mm	cfm	l/s	a	k	ISO 15744-dB(A)	in.			
KEY CHUCK																						
CP1014P05	615 158 0190	500	0.5	375	3/8	10	3/8-24	18.2	24.5	1.4	0.6	7.7	195	19	9	<2.5	-	78	89	1/4		
CP1117P26	615 158 0130	2,600	1	750	3/8	10	3/8-24	4.7	6.3	2.2	1	7.9	200	29.8	14	3.6	1.7	83	94	1/4		
CP1117P32	615 158 0110	3,200	1	750	3/8	10	3/8-24	4.0	5.4	2.2	1	7.9	200	29.8	14	<2.5	-	83	94	1/4		
CP1117P60	615 158 0090	6,000	1	750	3/8	10	3/8-24	2.5	3.4	2.2	1	7.9	200	29.8	14	<2.5	-	83	94	1/4		
KEYLESS																						
CP1117P26	615 158 0140	2,600	1	750	3/8	10	3/8-24	4.7	6.3	2.2	1	8.3	210	29.8	14	3.5	1.7	83	94	1/4		
CP1117P32	615 158 0120	3,200	1	750	3/8	10	3/8-24	4.0	5.4	2.2	1	8.3	210	29.8	14	<2.5	-	83	94	1/4		
CP1117P60	615 158 0100	6,000	1	750	3/8	10	3/8-24	2.5	3.4	2.2	1	8.3	210	29.8	14	<2.5	-	83	94	1/4		
WITHOUT CHUCK																						
CP1117P26	615 158 0220	2,600	1	750	3/8	10	3/8-24	4.7	6.3	2.2	1	16.6	180	29.8	14	3.6	1.7	83	94	1/4		
CP1117P32	615 158 0210	3,200	1	750	3/8	10	3/8-24	4.0	5.4	2.2	1	16.6	180	29.8	14	<2.5	-	83	94	1/4		
CP1117P60	615 158 0200	6,000	1	750	3/8	10	3/8-24	2.5	3.4	2.2	1	16.6	180	29.8	14	<2.5	-	83	94	1/4		

All models: Hose int. 3/8" (10mm) - @90 PSI (@6.3 Bar)

Listed specifications are for reference only. Please check documents in each tool or on www.cp.com

# 1/2" Drills

## The CP1117 Series Benefits

### HIGH TORQUE & DURABILITY

- Improve your productivity thanks to high power
- Operator comfort thanks to exclusive ergonomic features
- Drills for Industrial Maintenance & Production designed for intensive duty and high durability

## CP1117P09

900 RPM



#### FEATURES

- 1/2" (13 mm) industrial pistol drill with Jacobs industrial keyed chuck
- The best power to weight ratio with 1 hp (750 W) motor
- Durable gearbox reduces maintenance cost and downtime



Keyless chuck  
CP1117P09

## CP1117P05

500 RPM

### FEATURES

- 1/2" (13 mm) industrial pistol drill with Jacobs industrial keyed chuck
- The best power to weight ratio with 1 hp (750 W) motor
- Durable gearbox reduce maintenance cost and downtime



## CP1117P05

### CP1117P05

#### Keyless Chuck

Same features as CP1117P05 with keyless chuck

### CP1117P05

#### W/O Chuck

Same features as CP1117P05 without chuck



See accessories on pages 156-157

 GENERAL MAINTENANCE  INDUSTRIAL MAINTENANCE & PRODUCTION  SUPER INDUSTRIAL

MODEL	PART NUMBER	FREE SPEED		POWER		CHUCK CAPACITY		SPINDLE	STALL TORQUE		NET WEIGHT		LENGTH		AIR CONS. @LOAD		VIBRATION LEVEL		SOUND PRESS.	SOUND POWER	AIR INLET
		rpm		hp	W	in.	mm		in.	ft.lb	Nm	lb	kg	in.	mm	cfm	l/s	a			
KEY CHUCK																					
CP1117P05	615 158 0170	500		1	750	1/2	13	3/8-24	22.2	30.0	3.4	1.5	8	203	29.6	14	2.7	2.0	83	94	1/4
CP1117P09	615 158 0150	900		1	750	1/2	13	3/8-24	14.3	19.3	2.2	1	8	203	29.8	14	3.7	2.6	83	94	1/4
KEYLESS																					
CP1117P05	615 158 0180	500		1	750	1/2	13	3/8-24	22.2	30.0	3.4	1.5	8	203	29.6	14	2.7	2.0	83	94	1/4
CP1117P09	615 158 0160	900		1	750	1/2	13	3/8-24	14.3	19.3	2.2	1	8	203	29.8	14	3.7	2.6	83	94	1/4
WITHOUT CHUCK																					
CP1117P05	615 158 0240	500		1	750	1/2	13	3/8-24	22.2	30.0	3.4	1.5	8	203	29.6	14	2.7	2.0	83	94	1/4
CP1117P09	615 158 0230	900		1	750	1/2	13	3/8-24	14.3	19.1	2.2	1	8	203	29.8	14	3.7	2.6	83	94	1/4

All models: Hose int. 3/8" (10mm) - @90 PSI (@6.3 Bar)

Listed specifications are for reference only. Please check documents in each tool or on www.cp.com

# DRILLING

## CP1114R series

### VERSATILE AND DURABLE

★  
**UNIQUE  
FEATURES**  
Premium Tool

**NEW**



#### SAVES YOUR TIME & MONEY



- Ergonomics ensures less fatigue, while longer maintenance intervals saves your money
- Wide range of speeds for various industrial production and maintenance applications

#### DRILLING, REAMING, TAPPING, APPLICATIONS

- Metal working, Fabrication, Trailers Wood & Composite, Rolling stock, Oil & Gas
- Materials : Vairous grades of steel, Iron, Brazz, Aluminum, Magnesium, Composite, Titanium, Wood
- With 3/8" (10 mm) and 1/2" (13 mm) capacity chucks

#### POWERFUL & EFFICIENT

- 0.5 HP / 400 W Motor

#### VERSATILE

- Forward - reverse switch for easier drilling, reaming, tapping
- Optional suspension ball pn: 473153

#### ERGONOMIC AND COMFORTABLE

- The CP Ergo Wings allow an ergonomic posture for the operator: wrist & tool areb aligned for best force transmission

#### ROBUST


- Durable yet lightweight aluminium body

#### DURABLE

- High precision, full caged, three planetary gears
- Up to 800h service interval
- JACOBS Industrial Chuck

#### SAFE

- Robust side handle on 500 RPM and 900 RPM to preserve wrists from torque effects





# 1/2" - 3/8" Drills The CP1114R Series Benefits

REVERSIBLE, DURABLE AND ERGONOMIC

- Industrial durability
- Operator comfort thanks to exclusive CP Ergo Wing
- Perfect for drilling reaming, tapping applications



## CP1114R05



500 RPM



## CP1114R09

Similar features as CP1114R05 with 900 rpm

### FEATURES

- 1/2" (13 mm) industrial pistol drill with Jacobs industrial keyed chuck
- Reversible switch
- Ergonomic & compact body

## CP1114R26



2,600 RPM



### FEATURES

- 3/8" (10 mm) industrial pistol drill with Jacobs industrial keyed chuck
- Reversible switch
- Ergonomic & compact body



## CP1114R26

## CP1114R40

Similar features as CP1114R26 with 400 rpm



CP1114R



See accessories on pages 156-157



MODEL	PART NUMBER	FREE SPEED		POWER		CHUCK CAPACITY		SPINDLE	STALL TORQUE		NET WEIGHT		LENGTH		AIR CONS. @ LOAD		VIBRATION LEVEL ISO 29827 (M/S <sup>2</sup> )		SOUND PRESS. ISO 15744-dB(A)	SOUND POWER	AIR INLET
		rpm		hp	W	in.	mm		in	ft.lb	Nm	lb	kg	in.	mm	cfm	l/s	a			
CP1114R05	615 158 0310	500		0.5	410	1/2	13	3/8-24	18.6	25.2	2.8	1.3	8.5	215	25.5	12	2.6	1.1	82	93	1/4
CP1114R09	615 158 0320	900		0.5	410	1/2	13	3/8-24	12.4	16.8	2.8	1.3	8.5	215	25.5	12	3.6	1.5	82	93	1/4
CP1114R26	615 158 0330	2,600		0.5	410	3/8	10	3/8-24	4.0	5.5	2.4	1.1	7.7	195	25.5	12	2.1	1.2	82	93	1/4
CP1114R40	615 158 0340	4,000		0.5	410	3/8	10	3/8-24	1.2	1.7	2.4	1.1	7.7	195	25.5	12	1.3	0.6	82	93	1/4

All models: Hose int. 3/8" (10mm) - @90 PSI (@6.3 Bar)

Listed specifications are for reference only. Please check documents in each tool or on www.cp.com

# DRILLING

## 1/2" - 2" Drills

### CP789HR ★★



500 RPM



REVERSIBLE, HIGH TORQUE & DURABILITY

**FEATURES**

- 1/2" (13 mm) reversible pistol drill
- Powerful 0.4 hp (320 W) motor
- Teasing throttle

**BENEFITS**

- Industrial maintenance duty and designed for operators' productivity, durability, and comfort
- Perfect tool for drilling, reaming, hole sawing and jobs requiring high torque

### CP785H ★★



500 RPM



DURABILITY & SMOOTH OPERATION

**FEATURES**

- 1/2" (13 mm) pistol drill
- Powerful energy efficient motor resist stalls

**BENEFITS**

- Industrial maintenance duty and designed for smooth operation and extended tool life
- Suitable tool for various applications of low speed drilling

### CP9789 ★

800 RPM



REVERSIBLE, PRODUCTIVITY

**FEATURES**

- 1/2" (13 mm) reversible pistol drill
- Industrial quality Jacobs chuck
- Low speed and high torque: 9.14 ft.lbs (12.4 Nm)

**BENEFITS**

- Powerful and resistant to stalls in general maintenance applications
- Great for various low speed drilling Side handle to increase stability

#### CP9791

Same features as CP9789 with keyless chuck

### CP1816 ★★★

800 RPM



HIGH POWER, DURABILITY, D-HANDLE

**FEATURES**

- 5/8" (16 mm) D-handle drill
- Powerfull with 1 hp (750 W) motor
- Excellent durable gearbox ensures the strong drilling

**BENEFITS**

- Designed for intensive duty, high durability and precision in industrial maintenance and production applications
- Ideal for drilling of mild steel, cast iron



See accessories on pages 156-157

★ GENERAL MAINTENANCE   ★★ INDUSTRIAL MAINTENANCE & PRODUCTION   ★★★ SUPER INDUSTRIAL

MODEL	PART NUMBER	FREE SPEED		POWER		CHUCK CAPACITY		SPINDLE		STALL TORQUE		NET WEIGHT		LENGTH		AIR CONS. @LOAD		VIBRATION LEVEL ISO 29927 (M/S2)		SOUND PRESS.	SOUND POWER	AIR INLET
		rpm	hp	W	in.	mm	in.	ft.lb	Nm	lb	kg	in.	mm	cfm	l/s	a	k	ISO 15744-dB(A)	in.			
CP1816	615 158 0300	800	1	750	5/8	16	5/8-16	25.3	34.3	8.1	3.7	14.3	364	42.4	20	<2.5	0.5	90	101	3/8		
CP785H	T024134	500	0.5	375	1/2	13	3/8-24	11.3	15.4	3.0	1.4	7.8	197	12	6	<2.5	-	96	107	1/4		
CP789HR	T025165	500	0.4	320	1/2	13	3/8-24	15.6	21.1	3.3	1.5	8	203	30	14	<2.5	-	99	110	1/4		
CP9789	615 194 9789	800	0.4	270	1/2	13	3/8-24	9.1	12.4	4.0	1.8	7	177	24	11	<2.5	-	90	101	1/4		
CP9791	615 194 9791	800	0.4	270	1/2	13	3/8-24	9.1	12.4	3.1	1.4	9.3	237	24	11	<2.5	-	90	101	1/4		

CP1816: Hose int. 5/8" (16mm). Others, hose int. 3/8" (9.5mm) - @90 PSI (@6.3 Bar)

Listed specifications are for reference only. Please check documents in each tool or on www.cp.com

## 1/2" - 2" Drills

### CP1720R32

350 RPM



#### CP1720R50

Similar features as CP1720R32 with 140 rpm & Morse Taper No.4 drill socket

HIGHEST POWER, DURABILITY & PRECISION, REVERSIBLE

#### FEATURES

- 1-1/4" (32 mm) reversible corner drill, 350 rpm of free speed
- Powerful 2.2 hp (1,630 W) motor
- Morse Taper No.3 drill socket

#### BENEFITS

- Designed for super intensive duty, high durability and precision in industrial maintenance and production applications
- Ideal for drilling, reaming & tapping of mild steel, cast iron

#### CP1720R22

Similar features as CP1720R32 with 430 rpm, 1.2 hp (890 W) & Morse Taper No.2 drill socket



CP1720R32

### CP1820R32

380 RPM

HIGHEST POWER, DURABILITY & PRECISION, REVERSIBLE

## FEATURES

- 1-1/4" (32 mm) reversible heavy duty drill, 380 rpm of free speed
- Powerful 2.8 hp (2,100 W) motor
- Morse Taper No.3 drill socket

## BENEFITS

- Designed for super-intensive duty and high durability with precision
- Ideal for drilling, reaming, tapping of mild steel, cast iron, forged steel



CP1820R32

#### CP1820R22

Similar features as CP1820R32 with 480 rpm, 1.2 hp (890 W) & Morse Taper No.2 drill socket



See accessories on pages 156-157

 GENERAL MAINTENANCE  INDUSTRIAL MAINTENANCE & PRODUCTION  SUPER INDUSTRIAL

MODEL	PART NUMBER	FREE SPEED		POWER		CAPACITY		SOCKET		STALL TORQUE		NET WEIGHT		LENGTH		AIR CONS. @LOAD		VIBRATION LEVEL ISO 29527 (M/S <sup>2</sup> )		SOUND PRESS.	SOUND POWER	AIR INLET
		rpm	hp	W	in.	mm	Morse Taper	ft.lb	Nm	lb	kg	in.	mm	cfm	l/s	a	k	ISO 15744-dB(A)	in.			
CP1720R22	615 158 0250	430	1.2	890	7/8	22	M.T.2	59.3	80.4	15.4	7	18.6	472	53	25	<2.5	0.5	106	117	1/2		
CP1720R32	615 158 0260	350	2.2	1,630	1 1/4	32	M.T.3	130.1	177.0	29.7	13.5	22.8	578	63.6	30	<2.5	1.4	104	115	1/2		
CP1720R50	615 158 0270	140	2.2	1,630	2	50	M.T.4	289.3	392.0	35.2	16	23.4	595	79.5	38	<2.5	0.6	107	118	1/2		
CP1820R22	615 158 0280	480	1.2	890	7/8	22	M.T.2	57.8	78.4	16.0	7.3	11.1	282	42.4	20	3,8	1.2	98	109	1/2		
CP1820R32	615 158 0290	380	2.8	2,100	1 1/4	32	M.T.3	144.6	196.0	31.9	14.5	13.9	353	113	53	2,5	0.8	110	121	1/2		

CP1720R50/CP1820R32: hose int. 3/4" (19mm). Others, hose int. 1/2" (13mm) - @90 PSI (@6.3 Bar) Listed specifications are for reference only. Please check documents in each tool or on www.cp.com

# DRILLING

## ACCESSORIES INCLUDED



### CHUCKS

MODEL	DESCRIPTION	THREAD	MIN CAPACITY	MAX CAPACITY	MIN CAPACITY	MAX CAPACITY	PART NO.	MANUFACT
			mm	mm	inch	inch		
<b>CP7300</b>	Chuck & key Key	3/8"-24	1	6	1/25"	1/4"	<b>894 015 8751</b>	
<b>CP1014P24, 33, 45</b>	Chuck & key Key	3/8"-24	0.7	6	1/35"	1/4"	<b>205 055 5863</b> <b>205 055 5873</b>	JACOBS
<b>CP1014P05, CP1014P09, CP785, CP1117P, CP789R...</b>	Chuck & key Key	3/8"-24	1	10	1/32"	3/8"	<b>C142408</b> <b>CA050120</b>	JACOBS
<b>CP1117P, CP785H, CP789R</b>	Chuck & key Key	3/8"-24	1	13	1/32"	1/2"	<b>S066095</b> <b>CA050122</b>	JACOBS
<b>CP1014P..., CP785, CP1117P, CP789R...</b>	Keyless Chuck	3/8"-24	1.5	10	1/16"	3/8"	<b>205 050 2063</b>	JACOBS
<b>CP1117P..., CP789R...</b>	Keyless Chuck	3/8"-24	1.5	13	1/16"	1/2"	<b>205 050 2073</b>	JACOBS
<b>CP1114R05, 09</b>	Chuck & key Key	3/8"-24	1	13	1/32"	1/2"	<b>894 017 4027</b> <b>894 017 4029</b>	JACOBS
<b>CP1114R26, 40</b>	Chuck & key Key	3/8"-24	1	13	1/32"	1/2"	<b>894 017 4028</b> <b>894 017 4029</b>	JACOBS



## OPTIONAL ACCESSORIES

### CHUCKS

MODEL	DESCRIPTION	THREAD	MIN CAPACITY	MAX CAPACITY	MIN CAPACITY	MAX CAPACITY	PART NO.	MANUFACT
			mm	mm	inch	inch		
<b>CP1014P... CP7300...</b>	Chuck & key	3/8"-24	0.5	6	1/64"	1/4"	<b>894 017 0364</b>	RÖHM
<b>"CP1117P..., CP785H, CP789HR..."</b>	Chuck & key	3/8"-24	1.5	13	1/16"	1/2"	<b>894 017 0366</b>	RÖHM
<b>CP1114R26, 40</b>	Chuck Key	3/8"-24	1	13	1/32"	1/2"	<b>S066095</b> <b>CA050122</b>	JACOBS
<b>CP1114R05, 09</b>	Keyless chuck	3/8"-24	1.5	13	1/16"	1/2"	<b>2 050 502 073</b>	JACOBS
<b>CP1114R26, 40</b>	Keyless Chuck	3/8"-24	1.5	10	1/16"	3/8"	<b>205 050 2063</b>	JACOBS



## SUSPENSION BAIL

MODEL	DESCRIPTION	PART NO.
<b>CP1014P...</b>	Suspension bail	<b>205 055 5853</b>
<b>CP1114R</b>	Suspension bail	<b>473153</b>
<b>CP1117P...</b>	Suspension bail	<b>894 016 8729</b>




## SIDE HANDLES

MODEL	DESCRIPTION	PART NO.
<b>CP1014P05</b>	Handle Fixture Handle	<b>205 055 5883</b> <b>205 055 2473</b>
<b>CP1114R05, 09</b>	Side fixture and handle	<b>894 017 4061</b>
<b>CP1117P05, 09</b>	Handle Fixture Handle	<b>205 055 2463</b> <b>205 055 2473</b>
<b>CP785H</b> <b>CP789HR</b>	Handle Fixture Handle	<b>CA146179</b> <b>C136901</b>
<b>CP9286 CP9288</b>	Side Handle	<b>205 049 8553</b>
<b>CP9789 CP9791</b>	Side Handle	<b>205 049 8543</b>



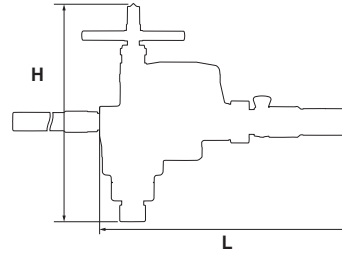
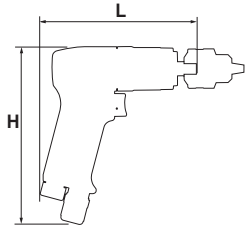
## TUNE-UP KITS

MODEL	TUNE-UP KIT
<b>CP1014P...</b>	<b>205 055 5513</b>
<b>CP1114R</b>	<b>894 017 4059</b>
<b>CP1117P...</b>	<b>205 055 2333</b>
<b>CP1720R22</b>	<b>894 017 0561</b>
<b>CP1720R32/R50</b>	<b>894 017 0580</b>
<b>CP1816</b>	<b>894 017 0380</b>
<b>CP1820R22</b>	<b>894 017 0656</b>
<b>CP1820R32</b>	<b>894 017 0672</b>
<b>CP7300</b>	<b>205 052 8663</b>
<b>CP7300R</b>	<b>205 052 8673</b>
<b>CP9285/9287</b>	<b>205 050 3743</b>
<b>CP9286/9288</b>	<b>205 050 3753</b>
<b>CP9789/9791</b>	<b>205 050 6563</b>
<b>CP9790/9792</b>	<b>205 050 6543</b>





## DIMENSIONS

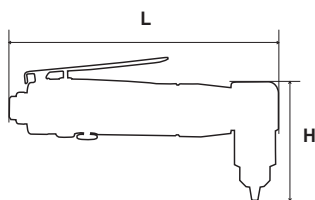
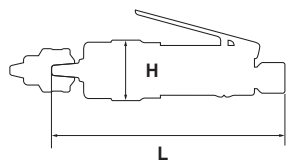


### PISTOL GRIP, D-HANDLE

MODEL	DIMENSIONS			
	L		H	
	in.	mm	in.	mm
CP1014P05	5.9	150	5.5	140
CP1014P24,33,45	4.9	124	5.5	140
CP1114R05	8.5	215	5.5	140
CP1114R09	8.5	215	5.5	140
CP1114R26	7.7	195	5.5	140
CP1114R40	7.7	195	5.5	140
CP1117P05, 09	8.3	210	5.7	145
CP1117P24,32,60	7.1	180	5.7	145
CP1816	14.3	364	6.7	170
CP7300	4.2	107	5.3	135
CP785	7.0	178	4.9	125
CP785H	6.7	169	4.9	125
CP789R...	7.0	178	5.7	145
CP789HR	6.9	175	5.7	145
CP9285/9287	6.1	154	5.8	147
CP9286/9288	6.6	167	5.8	147
CP9789/9791	6.6	167	5.8	147
CP9790/9792	6.1	154	5.8	147

### HEAVY

MODEL	DIMENSIONS			
	L		H	
	in.	mm	in.	mm
CP1720R22	18.6	472	7.4	187
CP1720R32	22.8	578	9.7	247
CP1720R50	23.4	595	11.3	288
CP1820R22	13.3	338	13.6	346
CP1820R32	16.5	419	17.7	450



### STRAIGHT, CORNER

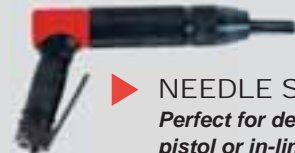
MODEL	DIMENSIONS			
	L		H	
	in.	mm	in.	mm
CP879	8.0	203	3.14	80
CP887	6.9	175	1.6	40



# CHIPPING



▶ **IN-LINE NEEDLE SCALER / CHIPPING HAMMER**  
*Quick change 2 in 1 needle scaler and chipping hammer for less down time*



▶ **NEEDLE SCALERS**  
*Perfect for derusting applications, pistol or in-line needle scalers are used in almost all the industry*



▶ **CHIPPING HAMMERS**  
*Pistol or in-line chipping hammers including selection of unique vibration damping body to improve operator comfort and minimize fatigue*

## HOW TO DEFINE THE RIGHT PERCUSSIVE TOOL?

### STEP 1

#### Applications

- ▶ Rust removal
- ▶ Deburring
- ▶ Weld flux chipping
- ▶ Duty
- ▶ Access

### STEP 2

#### Consumables

- ▶ Needles size and number
- ▶ Chisel type and dimensions

### STEP 3

#### Tools

- ▶ Handle type
- ▶ Vibration level
- ▶ Stroke capacity
- ▶ Bore

## PERCUSSIVE TOOLS

	PEN/AIR SCRIBE	NEEDLE SCALERS	CHIPPERS	HAMMERS	SCALERS	SAND RAMPERS
<p><b>SUPER INDUSTRIAL</b></p>		B15M / B16M / B18M B19M / B21M B16MV / B18MV / B19MV CP0456-LESAN	B15B / B16B(BV) B18B(BV) / B19B(BV) B21B	CP9362-2R/2H / CP9363-1R/1H CP9363-2R/2H / CP9363-3R/3H CP9363-4R/4H CP9373-2R/2H / CP9373-3R/3H CP9373-4R/4H	B20 / B20-0 B20-00 / B20-1 B20L / B20L-1 B14A / B23	CP0200B18 / B22/B25 CP0200B18L / B22L/B25L / B32L CP0200B18-2F / B22-2F / B25-2F CP0200B18L-2F / B22L-2F / B25L-2F / B32L-2F
<p><b>INDUSTRIAL MAINTENANCE AND PRODUCTION</b></p>	CP9361 CP9160	CP0951 / CP0952 CP9356NS		CP714 / CP716 / CP717 RA1(BL) / RA2C(H) GV5		
<p><b>GENERAL MAINTENANCE</b></p>		CP7115 CP7125 CP7120		CP7111		

# CHIPPING

## CP9361

AIR SCRIBE:  
ENGRAVING PEN  
AND PRECISION CHISEL HAMMER

### FEATURES

- Highest durability in the market
- Convertible to a hammer or a light scaler
- Lightweight for easy operation

### BENEFITS

- Constructed of premium components
- Easy handling and Comfortable use
- Adjustable power for a variety of applications and materials such as: metals, plastics, ceramics, and glass



**CP9361**

### CP9361-1 Kit

See more details on page 181



## Engraving Pens

## CP9160



### ENGRAVING PEN

#### FEATURES

- Very quiet engraving pen with an integrated 6.5 ft (2 m) hose
- High blows per minute (32,400 BPM)

#### BENEFITS

- Efficient engraving with low noise
- Precise & reliable
- Comfortable handling



**CP9361**



See accessories on pages 174-181



MODEL	PART NUMBER	SHANK			BLOWS PER MINUTE	POWER	AIR CONS. @LOAD			WEIGHT		LENGTH		VIBRATION LEVEL ISO 28927 (M/S <sup>2</sup> )		SOUND PRESS. ISO 15744 - dB(A)	SOUND POWER	AIR INLET
		shape	in.	mm			blows/min	joule	cfm	l/s	lb	kg	in.	mm	a			
CP9160	615 197 9160	-	-	-	32,400	-	1.7	0.8	0.3	0.1	5.8	147	8.1	1.9	59	70	1/4	
CP9361	T012644	Hexagonal	1/8	3	13,500	-	0.2	0.1	0.3	0.1	5.0	127	5.1	2.4	79	90	1/4	

All models: Hose int. 1/4" (6mm) - @90 PSI (@6.3 Bar)

Listed specifications are for reference only. Please check documents in each tool or on www.cp.com



## Needle Scalers

### CP7115 ★

12 x 1/8" (3)



#### COMPACT TO REACH SMALL AREAS

##### FEATURES

- General purpose needle scaler
- Compact and lightweight
- Delivered with a set of needles 12 x 1/8" (3 mm)

##### BENEFITS

- Great to reach surfaces in confined spaces
- Great for rust removal on chassis and wheel drums
- Ideal for surface clean-up work

### CP7125 ★

19 x 1/8" (3) / 29 x 5/64" (2)



#### GENERAL MAINTENANCE NEEDLE SCALER

##### FEATURES

- Rubber sleeve on handle for better comfort
- Delivered with 2 sets of needles: 19 x 1/8" (3 mm) for standard usage and 29 x 5/64" (2 mm) for finer usage

##### BENEFITS

- Great for rust removal on chassis
- Great cleaning up steel wheel drums
- Ideal for surface clean-up work



CP7125

### CP0951 ★★

12 x 1/8" (3)



### CP0952

Similar features as CP0951 with pistol grip



#### INDUSTRIAL MAINTENANCE NEEDLE SCALERS

##### FEATURES

- Straight needle scaler for industrial maintenance application
- Superior design with internal spring components provides greater durability
- Needle capacity 12 x 1/8" (3 mm)

##### BENEFITS

- High durability
- Low vibration and comfort with soft grip
- Ideal tool for de-rusting and de-painting



See accessories on pages 174-181

★ GENERAL MAINTENANCE   ★★ INDUSTRIAL MAINTENANCE & PRODUCTION   ★★★ SUPER INDUSTRIAL

MODEL	PART NUMBER	BORE		STROKE		NEEDLE CAPACITY (Qty x Ø)	BLOWS PER MINUTE blows/min	POWER joule	AIR CONS. @LOAD		WEIGHT		LENGTH		VIBRATION LEVEL ISO 28927 (M/S <sup>2</sup> )		SOUND PRESS. ISO 15744 - dB(A)	SOUND POWER	AIR INLET in.
		in.	mm	in.	mm				cfm	l/s	lb	kg	in.	mm	a	K			
CP7115	894 107 1150	0.5	14	1.3	32	12 x 1/8 (3)	4,000	2.2	4.1	2.0	2.9	1.3	11.4	290	11.4	1.6	99	110	1/4
CP7125	894 107 1250	1.0	21	1.3	33.5	19 x 1/8 (3)	4,000	5.0	4.6	2.2	6.2	2.8	12.8	325	19.2	2.4	105	116	1/4
CP0951	T022306	0.9	23.8	1.1	28.6	12 x 1/8 (3)	4,000	4.8	9.6	4.5	6.0	2.7	9.3	237	9.2	2.9	90	101	3/8
CP0952	T019191	0.8	23.8	1.1	28.6	23 x 1/8 (3)	4,000	4.8	7.1	3.3	5.2	2.4	9.7	245	15.4	4.3	92	103	3/8

All models: Hose int. 3/8" (10mm) - @90 PSI (@6.3 Bar)

Listed specifications are for reference only. Please check documents in each tool or on www.cp.com

# CHIPPING

## CP0456-LASAN

HEAVY INDUSTRIAL  
NEEDLE SCALER

### FEATURES

- Quick change collar retainer
- Very robust construction with steel housing

### BENEFITS

- Highest durability on needle scalers
- Heavy duty for very intensive use



### CP0456-LESAR

Same features as CP0456-LASAN with weld flux chisel



## Needle Scalers

### CP7120

19 x 1/8" (3)



### NEEDLE SCALER/CHISEL

#### FEATURES

- General maintenance needle scaler easily converts to a weld flux chipping hammer
- Quick change chisel retainer
- Adjustable sleeve, 19 x 1/8" (3 mm) steel needles and 1.37" (35 mm) width chisel with high resistance to wear

#### BENEFITS

- Easily converts into a chipping hammer
- Durable and economical solution
- Ideal for surface preparation work

### CP9356NS

19 x 1/8" (3)



### CP9356WF

Same features as CP9356NS with weld flux chisel

### NEEDLE SCALER

#### FEATURES

- Straight needle scaler for industrial maintenance and production applications
- Versatile design with good durability
- Needle capacity 19 x 1/8" (3 mm)

#### BENEFITS

- Sturdy and simple design for wide range of applications
- Easily converts to weld flux chipping hammer
- Ideal tool for rust and paint removal



See accessories on pages 174-181

 GENERAL MAINTENANCE  INDUSTRIAL MAINTENANCE & PRODUCTION  SUPER INDUSTRIAL

MODEL	PART NUMBER	BORE		STROKE		NEEDLE CAPACITY (Qty x Ø)	BLOWS PER MINUTE	POWER	AIR CONS. @LOAD		WEIGHT		LENGTH		VIBRATION LEVEL ISO 28927 (M/S <sup>2</sup> )		SOUND PRESS. ISO 15744 - dB(A)	SOUND POWER	AIR INLET
		in.	mm	in.	mm				cfm	l/s	lb	kg	in.	mm	a	K			
CP0456-LASAN	T013049	0.9	23.8	1	25.4	19 x 1/8 (3)	4,300	4.3	13.9	6.6	6.0	2.7	16.3	413	16.8	3.2	97	108	1/4
CP0456-LESAR	T013046	0.9	23.8	1	25.4	19 x 1/8 (3)	4,300	4.3	10.0	4.7	3.5	1.6	8.6	219	25.7	5.0	95	106	1/4
CP7120	894 107 1200	1.0	25	1.2	28.4	19 x 1/8 (3)	4,800	5.3	15.5	7.4	6.2	2.8	18.0	457	11.4	3.4	99	110	1/4
CP9356NS	T022165	1.0	25.4	1.1	28.6	19 x 1/8 (3)	4,600	5.5	10.2	4.8	6.0	2.2	17.5	445	17.3	3.4	90	101	3/8
CP9356WF	T021959	1.0	25.4	1.1	28.6	19 x 1/8 (3)	4,600	5.5	10.2	4.8	3.7	1.7	9.4	238	21.3	8.0	90	101	3/8

All models: Hose int. 3/8" (10mm) - @90 PSI (@6.3 Bar)

Listed specifications are for reference only. Please check documents in each tool or on www.cp.com

## Needle Scalers

### B15M

12 x 1/8" (3)



#### NEEDLE SCALER

##### FEATURES

- Straight chipping hammer
- Lightweight and compact
- Possible to convert into 29 x 5/64" (2 mm)

##### BENEFITS

- Great accessibility for hard to reach areas
- One hand operation
- Adjustable barrel extends needle life

### B18M

12 x 1/8" (3)



#### NEEDLE SCALER

##### B16M

Same features as B18M with straight shape

##### FEATURES

- Cushion grip for better operator comfort
- Good power/weight ratio
- Easy to change to chipping hammer

##### BENEFITS

- Great size and power guarantees comfort to the operator in a wide range of applications
- Adjustable barrel extends needle life
- Great durability on all industrial maintenance and production applications

### B19M

28 x 1/8" (3)



#### NEEDLE SCALER

##### FEATURES

- Cushion grip for better operator comfort
- Suitable for very intensive use
- Possible to convert into 19 x 5/32" (4 mm) or 65 x 5/64" (2 mm)

##### BENEFITS

- Robust construction and power allows for very intensive use
- Adjustable barrel extends needle life

### B21M

35 x 5/32" (4)



#### NEEDLE SCALER

##### FEATURES

- Cushion grip for better operator comfort
- Highest power on the range
- Possible to convert into 49 x 1/8" (3 mm)

##### BENEFITS

- High material removal rate
- Semi pistol design increases ergonomics for the high power output
- Adjustable barrel extends needle life



See accessories on pages 174-181

 GENERAL MAINTENANCE  INDUSTRIAL MAINTENANCE & PRODUCTION  SUPER INDUSTRIAL

MODEL	PART NUMBER	BORE		STROKE		NEEDLE CAPACITY (Qty x Ø)	BLOWS PER MINUTE blows/min	POWER joule	AIR CONS. @LOAD		WEIGHT		LENGTH		VIBRATION LEVEL ISO 28927 (M/S2)		SOUND PRESS. ISO 15744 - dB(A)	SOUND POWER	AIR INLET in.
		in.	mm	in.	mm				cfm	l/s	lb	kg	in.	mm	a	K			
B15M	615 174 0240	0.7	18	1.2	30	12 x 1/8 (3)	3,800	2.9	3.0	1.4	3.5	1.6	13.2	335	10.6	6.3	97	108	1/4
B16M	615 174 0260	0.9	23.5	1.4	35.6	19 x 1/8 (3)	3,000	5.8	5.5	2.6	5.7	2.6	14.4	366	12.5	7.5	100	111	1/4
B18M	615 174 0280	0.9	23.5	1.4	35.6	19 x 1/8 (3)	3,000	5.8	5.5	2.6	5.7	2.6	12.4	315	19.1	5.7	100	111	1/4
B19M	615 174 0320	1.1	28.6	1.5	39	28 x 1/8 (3)	2,200	9.5	8.0	3.8	8.2	3.7	13.5	342	16.9	10.3	101	112	1/4
B21M	615 174 0410	1.3	33	1-15/16	49.2	35 x 5/32 (4)	2,200	15.9	8.5	4.0	12.4	5.6	19.1	484	31.5	6.7	104	115	1/4

All models: Hose int. 3/8" (10mm) - @90 PSI (@6.3 Bar)

Listed specifications are for reference only. Please check documents in each tool or on www.cp.com

# CHIPPING

**B18MV** ★★☆☆

19 x 1/8" (3)

VIBRATION-DAMPED  
NEEDLE SCALER

## FEATURES

- Pistol vibration-damped needle scaler
- Good power/weight ratio
- Great durability on all industrial maintenance applications

## BENEFITS

- Perfect tools for long hours of operations
- Cover a wide range of applications
- Adjustable barrel extends needle life



## Needle Scalers

**B16MV** ★★☆☆

19 x 1/8" (3)



VIBRATION-DAMPED  
STRAIGHT NEEDLE SCALER

### FEATURES

- Straight vibration-damped needle scaler
- Good power/weight ratio
- Great durability on all industrial maintenance applications

### BENEFITS

- Ideal for long hours of operation
- One hand operation
- Adjustable barrel extends needle life

**B19MV** ★★☆☆

28 x 1/8" (3)



VIBRATION-DAMPED  
NEEDLE SCALER

### FEATURES

- Pistol vibration-damped needle scaler
- Cushion grip for better operator comfort
- Suitable for very intensive use

### BENEFITS

- Ideal for long hours of operation
- Heavy duty chipping hammer for very intensive use
- Adjustable barrel extends needle life



See accessories on pages 174-181

★ GENERAL MAINTENANCE   ★★ INDUSTRIAL MAINTENANCE & PRODUCTION   ★★★ SUPER INDUSTRIAL

MODEL	PART NUMBER	BORE		STROKE		NEEDLE CAPACITY (Qty x Ø)	BLOWS PER MINUTE	POWER	AIR CONS. @LOAD		WEIGHT		LENGTH		VIBRATION LEVEL ISO 28927 (M/S <sup>2</sup> )		SOUND PRESS. ISO 15744 - dB(A)	SOUND POWER	AIR INLET
		in.	mm	in.	mm				cfm	l/s	lb	kg	in.	mm	a	K			
B16MV	615 174 0500	0.9	23.5	0.4	11	19 x 1/8 (3)	2,400	1.8	5.1	2.4	5.3	2.4	14.2	360	4.8	2.2	86	97	1/4
B18MV	615 174 0520	0.9	23.5	0.4	11	19 x 1/8 (3)	2,400	1.8	4.2	2.0	5.9	2.7	13.4	340	5.0	1.9	86	97	1/4
B19MV	615 174 0540	1.4	34.4	0.8	20	28 x 1/8 (3)	3,000	7.0	4.4	2.1	7.9	3.6	14.8	375	4.6	1.7	88	99	1/4

All models: Hose int. 3/8" (10mm) - @90 PSI (@6.3 Bar)

Listed specifications are for reference only. Please check documents in each tool or on [www.cp.com](http://www.cp.com)



## Percussive tools

### CP7111 ★



PISTOL GRIP HAMMER

#### CP7111H

Same features as CP7111 with hexagonal shank

#### FEATURES

- Standard .401" round shank
- Easy change retainer for quick accessory change

#### CP7111 Kit

See details on page 181

#### BENEFITS

- Versatile and cost effective
- Fast cutting action
- Designed for all general work

#### CP7111H Kit

See details page 181

### CP714 ★★



DURABILITY & PRECISION

#### CP714 K

See details on page 181

#### FEATURES


- Positive action trigger for precise control
- Speed regulator
- Ergonomic oriented handle



#### BENEFITS

- High durability
- Operator comfort
- Versatile, handling different type of environments

### CP717 ★★



POWER & DURABILITY

#### CP717K

See details on page 181

#### FEATURES

- Standard .498" round shank
- High power air hammer
- Positive action trigger



#### BENEFITS

- Power and precision
- Flexible operating positions
- Ideal tool for deep cutting, bolt riveting and super-duty applications

### CP716 ★★



CHIPPING HAMMER

#### FEATURES

- High power with teasing throttle for precise control
- Single-piece barrel for easy maintenance
- Standard .401" round shank

#### BENEFITS

- Great control and operation allows for wide variety of applications
- High durability due to simple robust design



See accessories on pages 174-181

★ GENERAL MAINTENANCE   ★★ INDUSTRIAL MAINTENANCE & PRODUCTION   ★★★ SUPER INDUSTRIAL

MODEL	PART NUMBER	BORE		STROKE		SHANK			BLOWS PER MINUTE	POWER	AIR CONS. @LOAD		WEIGHT		LENGTH		VIBRATION LEVEL ISO 28927 (M/S <sup>2</sup> )		SOUND PRESS.	SOUND POWER	AIR INLET
		in.	mm	in.	mm	shape	in.	mm			blows/min	joule	cfm	l/s	lb	kg	in.	mm			
CP7111	894 107 1110	0.8	19	2.6	67	Round	0.401	10.2	3,000	7.2	25.0	11.8	3.5	1.6	6.7	171	6.3	3.1	100	111	1/4
CP7111H	894 107 1111	0.8	19	2.6	67	Hexagonal	0.401	10.2	3,000	7.2	25.0	11.8	3.5	1.6	6.7	171	11.0	4.6	100	111	1/4
CP714	T012735	0.6	14	3.5	80	Round	0.401	10.2	2,000	4.7	8.5	4.0	3.3	1.5	7.5	190	13.2	5.8	95	106	1/4
CP716	T025348	0.8	19	2.3	58	Round	0.401	10.2	3,500	6.2	14.0	6.6	3.5	1.6	7.5	190	5.5	1.9	103	114	1/4
CP717	T020120	0.8	19	2.7	68	Round	0.498	12.7	1,800	7.3	12.5	5.9	4.8	2.2	7.5	190	20.4	6.2	94	105	1/4

All models: Hose int. 3/8" (10mm) - @90 PSI (@6.3 Bar)

Listed specifications are for reference only. Please check documents in each tool or on www.cp.com

# CHIPPING

## Percussive tools

### RA1BL ★★



SMALL & EFFICIENT

#### RA1

Same features as RA1BL with round shank



#### FEATURES

- Lightweight and compact pistol scaler
- Very small and robust construction

#### BENEFITS

- Good for work on small areas

### RA2H ★★



POWERFUL PISTOL SCALER

#### RA2C

Same features as RA2H with round 19/32" shank

#### FEATURES

- High power pistol scaler
- Robust steel construction

#### BENEFITS

- Very high power to weight ratio

### GV5 ★★



POWERFUL PNEUMATIC HAMMER

#### FEATURES

- Pneumatic Hammer for heavy industrial application
- Safety lever furnished
- Hexagonal 3/4" (19,2 mm) Shank

#### BENEFITS

- Sturdy design for heavy applications
- Powerful and durable
- Ideal tool for heavy chipping or cutting applications



See accessories on pages 174-181

★ GENERAL MAINTENANCE   ★★ INDUSTRIAL MAINTENANCE & PRODUCTION   ★★★ SUPER INDUSTRIAL

MODEL	PART NUMBER	BORE		STROKE		SHANK			BLOWS PER MINUTE	POWER		AIR CONS. @LOAD		WEIGHT		LENGTH		VIBRATION LEVEL ISO 28927 (M/S <sup>2</sup> )		SOUND PRESS. ISO 15744 - dB(A)	SOUND POWER	AIR INLET
		in.	mm	in.	mm	shape	in.	mm		blows/min	joule	cfm	l/s	lb	kg	in.	mm	a	K			
RA1	615 174 0180	0.5	13	1.8	45	Round	3/8	9.5	4,000	2.3	7.0	3.0	2.4	1.1	7.5	190	6.8	2.5	89	100	1/4	
RA1BL	615 174 0190	0.5	13	1.8	45	Flatnose	3/8	9.5	4,000	2.3	7.0	3.0	2.4	1.1	7.5	190	6.8	2.5	89	100	1/4	
RA2C	615 174 0200	0.7	18	2.3	58	Round	19/32	15	3,500	5.6	9.7	4.6	4.4	2.0	8.3	210	10.7	3.4	91	102	1/4	
RA2H	615 174 0210	0.7	18	2.3	58	Hexagonal	1/2	12.5	3,500	5.6	9.7	4.6	4.4	2.0	8.3	210	10.7	3.4	91	102	1/4	
GV5	615 174 0170	1.1	28	2.1	52.5	Hexagonal	3/4	19	2,400	12.2	17.6	8.3	11.2	5.1	15.0	385	19.8	7.9	95	106	1/2	

All models: Hose int. 3/8" (10mm) - @90 PSI (@6.3 Bar).  
Except B15B: 5/8" (8mm) & GV5: 1/2" (13mm)

Listed specifications are for reference only. Please check documents in each tool or on [www.cp.com](http://www.cp.com)

## Percussive tools

### B15B



#### CHIPPER

##### FEATURES

- Straight chipping hammer
- Lightweight and Compact
- Easily converts to needle scaler

##### BENEFITS

- Great accessibility for hard to reach areas
- One hand operation
- Versatile tool

### B18B



#### CHIPPER

##### FEATURES

- Cushion grip for better operator comfort
- Good power/weight ratio
- Great durability on all industrial maintenance applications

##### BENEFITS

- Great size and power guarantees maximum comfort to the operator in a wide range of applications
- Easy to change to needle scalars

### B16B

Same features as B18B with straight shape

### B19B



#### CHIPPER

### B19B1

Same features as B19B with hexagonal 5/8" shank

##### FEATURES

- Cushion grip for better operator comfort
- Heavy duty chipping hammer
- Suitable for very intensive use

##### BENEFITS

- Robust construction and power allows to use on a very intensive use
- Easy to change to needle scalars

### B21B



#### CHIPPER

##### FEATURES

- Cushion grip for better operator comfort
- Semi pistol chipping hammer
- Highest power in the range

##### BENEFITS

- Power to work on the toughest applications
- High material removal rate
- Semi pistol design increases ergonomics for the high power output



See accessories on pages 174-181

 GENERAL MAINTENANCE  INDUSTRIAL MAINTENANCE & PRODUCTION  SUPER INDUSTRIAL

MODEL	PART NUMBER	BORE		STROKE		SHANK			BLOWS PER MINUTE	POWER	AIR CONS. @LOAD			WEIGHT		LENGTH		VIBRATION LEVEL ISO 28927 (M/S <sup>2</sup> )		SOUND PRESS. ISO 15744 - dB(A)	SOUND POWER	AIR INLET
		in.	mm	in.	mm	shape	in.	mm			blows/min	joule	cfm	l/s	lb	kg	in.	mm	a			
B15B	615 174 0230	0.7	18	1.2	30	Qtr Oct WF	1/2	12.7	3,800	2.9	3.0	1.4	3.3	1.5	7.9	201	12.0	3.8	86	97	1/4	
B16B	615 174 0250	0.9	23.5	1.4	35.6	Qtr Oct WF	1/2	12.7	3,000	5.8	5.5	2.6	4.4	2.0	9.1	231	24.0	4.0	86	97	1/4	
B18B	615 174 0270	0.9	23.5	1.4	35.6	Qtr Oct WF	1/2	12.7	3,000	5.8	5.5	2.6	4.4	2.0	6.8	173	25.0	5.0	86	97	1/4	
B19B	615 174 0300	1.1	28.6	1.5	39	Qtr Oct WF	1/2	12.7	2,200	9.5	8.0	3.8	6.6	3.0	7.5	191	33.0	8.0	92	103	1/4	
B19B1	615 174 0310	1.1	28.6	1.5	39	Hexagonal	5/8	15.9	2,200	9.5	8.0	3.8	6.6	3.0	8.6	218	33.0	8.0	92	103	1/4	
B21B	615 174 0400	1.3	33	1-15/16	49.2	Qtr Oct WF	1/2	12.7	2,200	15.9	8.5	4.0	8.8	4.0	12.2	310	-	-	87	98	1/4	

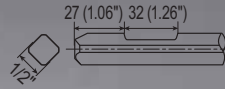
All models: Hose int. 3/8" (10mm) - @90 PSI (@6.3 Bar)

Listed specifications are for reference only. Please check documents in each tool or on www.cp.com

# CHIPPING

## B18BV

### VIBRATION-DAMPED CHIPPER



### FEATURES

- Pistol vibration-damped needle scaler
- Good power/weight ratio
- Great durability on all industrial maintenance applications

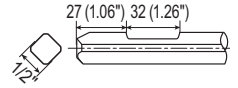
### BENEFITS

- Low vibration for smooth operation
- Perfect tools for long hours of operations
- Ideal for long hours of operation



## Percussive tools

## B16BV



### VIBRATION-DAMPED STRAIGHT CHIPPER

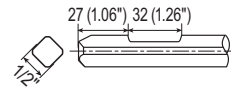
#### FEATURES

- Straight vibration-damped chipping hammer
- Good power/weight ratio
- Great durability on all industrial maintenance applications

#### BENEFITS

- Low vibration for smooth operation
- Ideal for long hours of operation
- One hand operation

## B19BV



### VIBRATION-DAMPED CHIPPER

#### FEATURES

- Pistol grip Vibration-damped needle scaler
- Cushion grip for better operator comfort
- Suitable for very intensive use

#### BENEFITS

- Low vibration for smooth operation
- Ideal for long hours of operation
- Heavy duty chipping hammer for very intensive use



See accessories on pages 174-181

 GENERAL MAINTENANCE  INDUSTRIAL MAINTENANCE & PRODUCTION  SUPER INDUSTRIAL

MODEL	PART NUMBER	BORE		STROKE		SHANK			BLOWS PER MINUTE	POWER	AIR CONS. @LOAD		WEIGHT		LENGTH		VIBRATION LEVEL ISO 28927 (M/S <sup>2</sup> )		SOUND PRESS.	SOUND POWER	AIR INLET
		in.	mm	in.	mm	shape	in.	mm			blows/min	joule	cfm	l/s	lb	kg	in.	mm			
B16BV	615 174 0510	0.9	23.5	0.4	11	Qtr Oct WF	1/2	12.7	2,400	1.8	5.1	2.4	6.2	2.8	16.7	425	2.7	1.2	89	100	1/4
B18BV	615 174 0530	0.9	23.5	0.4	11	Qtr Oct WF	1/2	12.7	2,400	1.8	4.2	2.0	6.8	3.1	16.5	420	2.7	1.2	88	99	1/4
B19BV	615 174 0550	1.4	34.4	0.8	20	Qtr Oct WF	1/2	12.7	3,000	7.0	4.4	2.1	9.0	4.1	17.7	450	4.2	2.6	93	104	1/4

All models: Hose int. 3/8" (10mm) - @90 PSI (@6.3 Bar)

Listed specifications are for reference only. Please check documents in each tool or on [www.cp.com](http://www.cp.com)



## Percussive tools

**B14A** ★★☆☆

## PISTON SCALER, RAPID AND HARD-HITTING

**FEATURES**

- Single head piston scaler for versatile industrial applications
- Furnished tungsten carbide tipped cross bit

**BENEFITS**

- Light weight and easy to handle thanks to simple design
- Designed for versatile removal applications in both open and confined areas
- Ideal for removal of thick scale, heavy corrosion, and hard coatings

**B23** ★★☆☆

## PISTON SCALER, RAPID AND HARD-HITTING

**FEATURES**

- Triple head piston scaler for heavy industrial application
- Includes tungsten carbide tipped cross bit
- Includes side handle to assist with aggressive material removal

**BENEFITS**

- Easy to handle thanks to simple design
- Designed for intensive removal applications
- Ideal for removal of thick scale, heavy corrosion, and hard coatings



B14A



See accessories on pages 174-181

★ GENERAL MAINTENANCE   ★★ INDUSTRIAL MAINTENANCE & PRODUCTION   ★★★ SUPER INDUSTRIAL

MODEL	PART NUMBER	BORE		STROKE		SHANK			BLOWS PER MINUTE	POWER	AIR CONS. @LOAD			WEIGHT		LENGTH		VIBRATION LEVEL ISO 28927 (M/S <sup>2</sup> )		SOUND PRESS. ISO 15744 - dB(A)	SOUND POWER	AIR INLET
		in.	mm	in.	mm	shape	in.	mm			blows/min	joule	cfm	l/s	lb	kg	in.	mm	a			
B14A	615 174 0220	1.1	27	1	26.5	-	-	-	2,800	5.7	9.0	0.1	5.5	2.5	18.2	462	4.9	6.9	88	99	1/4	
B23	615 174 0420	1.1	27	1	26.5	-	-	-	2,800	5.7	16.0	0.1	8.1	3.7	18.0	456	23.2	32.5	92	103	1/4	

All models: Hose int. 3/8" (10mm) - @90 PSI (@6.3 Bar).

Listed specifications are for reference only. Please check documents in each tool or on www.cp.com

# CHIPPING

## Percussive tools

### The CP93 Series Benefits

#### DURABLE AND ROBUST

- Durability in demanding applications
- Secure grip for maximum safety
- Easy chisel replacement

## CP9362-2R

### FEATURES

- Compact dimensions gooseneck grip
- Adjustable steel exhaust deflector
- Easy chisel replacement design

NOT FOR CE MARKET



## CP9362-2R

### CP9362-2H

Same features as CP9362-2R with 12.6" (320 mm) and hexagonal shank

NOT FOR CE MARKET



See accessories on pages 174-181

## CP9363-3R



NOT FOR CE MARKET

### FEATURES

- Robust and ergonomic gooseneck grip
- Adjustable steel exhaust deflector
- Easy chisel replacement design

### CP9363-1R/1H

Same features as CP9363-3R: 14" (355 mm) length and available in both round and hexagonal shanks



### CP9363-2R/2H

Same features as CP9363-3R: 15.4" (390 mm) length and available in both round and hexagonal shanks



### CP9363-3H

Same features as CP9363-3R: 17.3" (440 mm) length and hexagonal shank



### CP9363-4R/4H

Same features as CP9363-3R: 18.5" (470 mm) length and available in both round and hexagonal shanks



NOT FOR CE MARKET

 GENERAL MAINTENANCE  INDUSTRIAL MAINTENANCE & PRODUCTION  SUPER INDUSTRIAL

MODEL	PART NUMBER	BORE		STROKE		SHANK			BLOWS PER MINUTE	POWER	AIR CONS. @LOAD			WEIGHT	LENGTH		VIBRATION LEVEL ISO 28927 (M/S <sup>2</sup> )		SOUND PRESS.	SOUND POWER	AIR INLET
		in.	mm	in.	mm	shape	in.	mm			blows/min	joule	cfm		l/s	lb	kg	in.			
CP9362-2R	615 161 2010	0.9	22	1.8	44	Round	.680	17.2	2,800	6.3	23.0	10.9	7.4	3.4	12.6	320	10.0	2.7	98.3	109	3/8
CP9362-2H	615 161 2020	0.9	22	1.8	44	Hexagonal	.580	14.7	2,800	6.3	23.0	10.9	7.4	3.4	12.6	320	10.0	2.7	98.3	109	3/8
CP9363-1R	615 161 2030	1.1	29	1	25	Round	.680	17.2	2,750	6.2	28.0	13.2	15.0	6.8	14.0	355	12.8	2.8	102,8	114	3/8
CP9363-1H	615 161 2040	1.1	29	1	25	Hexagonal	.580	14.2	2,750	6.2	28.0	13.2	15.0	6.8	14.0	355	12.8	2.8	102,8	114	3/8
CP9363-2R	615 161 2050	1.1	29	2	51	Round	.680	17.2	2,100	12.7	30.0	14.0	16.2	7.4	15.4	390	13.8	2.9	101,3	112	3/8
CP9363-2H	615 161 2060	1.1	29	2	51	Hexagonal	.580	14.2	2,100	12.7	30.0	14.0	16.2	7.4	15.4	390	13.8	2.9	101,3	112	3/8
CP9363-3R	615 161 2070	1.1	29	2.5	64	Round	.680	17.2	1,750	16.0	32.0	15.0	16.9	7.7	17.3	440	14.4	3.1	103,7	115	3/8
CP9363-3H	615 161 2080	1.1	29	2.5	64	Hexagonal	.580	14.2	1,750	16.0	32.0	15.0	16.9	7.7	17.3	440	14.4	3.1	103,7	115	3/8
CP9363-4R	615 161 2090	1.1	29	4	102	Round	.680	17.2	1,600	25.5	33.0	15.7	18.4	8.4	18.5	470	16.2	3.3	104,1	115	3/8
CP9363-4H	615 161 2100	1.1	29	4	102	Hexagonal	.580	14.2	1,600	25.5	33.0	15.7	18.4	8.4	18.5	470	16.2	3.3	104,1	115	3/8

All models: Hose int. 3/8" (10mm) - @90 PSI (@6.3 Bar)

Listed specifications are for reference only. Please check documents in each tool or on www.cp.com

## Percussive tools

### CP9373-2R/2H

Same features as CP9373-3R with 14.6" (370 mm) long and available in both round and hexagonal shanks



### CP9373-3H

Same features as CP9373-3R with 15.7" (400 mm) and hexagonal shank



### CP9373-4R/4H

Same features as CP9373-3R with 16.7" (425 mm) long and available in both round and hexagonal shanks

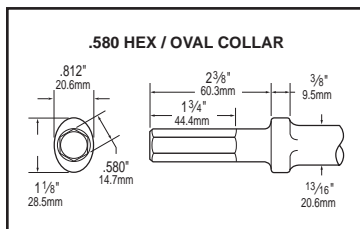


NOT FOR CE MARKET

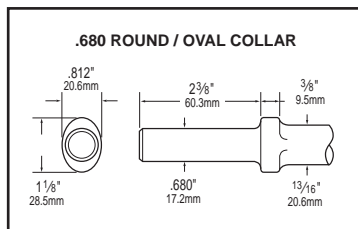
## CHISEL PROFILES

- Castings cleaning, deburring
- Scaling applications
- Weld flux chipping
- Rivet busting
- Concrete mixers cleaning

### CP93...-H (HEXAGONAL SHANK) OVAL COLLAR



### CP93...-R (ROUND SHANK) OVAL COLLAR



## CP9373-3R ☆☆☆

## FEATURES

- Secure and durable D-handle grip
- Heavy duty 4 bolt construction
- Rubber exhaust deflector

NOT FOR CE MARKET



## CP9373-3R



See accessories on pages 174-181

☆ GENERAL MAINTENANCE ☆☆ INDUSTRIAL MAINTENANCE & PRODUCTION ☆☆☆ SUPER INDUSTRIAL

MODEL	PART NUMBER	BORE		STROKE		SHANK			BLOWS PER MINUTE	POWER	AIR CONS. @LOAD		WEIGHT		LENGTH		VIBRATION LEVEL ISO 28927 (M/S <sup>2</sup> )		SOUND PRESS. ISO 15744 - dB(A)	SOUND POWER	AIR INLET
		in.	mm	in.	mm	shape	in.	mm			blows/min	joule	cfm	l/s	lb	kg	in.	mm			
CP9373-2R	615 161 2110	1.1	29	2	51	Round	.680	17.2	2,600	12.7	30.0	14.0	17.9	8.2	14.6	370	12.4	3.9	99,6	111	7/8
CP9373-2H	615 161 2120	1.1	29	2	51	Hexagonal	.580	14.2	2,600	12.7	30.0	14.0	17.9	8.2	14.6	370	12.4	3.9	99,6	111	7/8
CP9373-3R	615 161 2130	1.1	29	2.5	64	Round	.680	17.2	2,150	16.0	31.0	14.9	19.3	8.8	15.7	400	13.7	3.1	99,3	110	7/8
CP9373-3H	615 161 2140	1.1	29	2.5	64	Hexagonal	.580	14.2	2,150	16.0	31.0	14.9	19.3	8.8	15.7	400	13.7	3.1	99,3	110	7/8
CP9373-4R	615 161 2150	1.1	29	4	102	Round	.680	17.2	1,700	25.5	33.0	15.7	20.1	9.2	16.7	425	14.3	2.9	99,9	111	7/8
CP9373-4H	615 161 2160	1.1	29	4	102	Hexagonal	.580	14.2	1,700	25.5	33.0	15.7	20.1	9.2	16.7	425	14.3	2.9	99,9	111	7/8

All models: Hose int. 3/8" (10mm) - @90 PSI (@6.3 Bar)

Listed specifications are for reference only. Please check documents in each tool or on www.cp.com

# CHIPPING

**B20** 

## LONG REACH SCALER

### FEATURES

- Long reach scaler, 55.1" (1,400 mm)
- Hexagonal shank 5/8"

### BENEFITS

- Three tools in one: chipping, scraping and de-scaling using a wide range of accessories
- High efficiency, with low air consumption
- Ideal for chipping, scraping, de-scaling



**B20**

#### B20-00

Flexible and low air consumption



#### B20-0

Handy handle length 43.3" (1,100 mm) covers all basic applications




#### B20-1

Longest reach handle 68" (1,730 mm) enables the widest range of scaling work



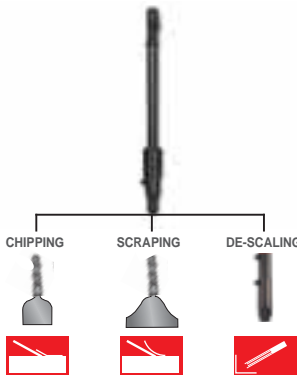
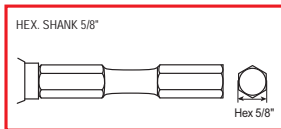
#### B20L

Aluminum body to reduce weight



#### B20L-1

Lightweight and suitable for vertical work



See accessories on pages 174-181

 GENERAL MAINTENANCE  INDUSTRIAL MAINTENANCE & PRODUCTION  SUPER INDUSTRIAL

MODEL	PART NUMBER	BORE		STROKE		SHANK			BLOWS PER MINUTE	POWER	AIR CONS. @LOAD		WEIGHT		LENGTH		VIBRATION LEVEL ISO 28927 (M/S <sup>2</sup> )		SOUND PRESS.	SOUND POWER	AIR INLET
		in.	mm	in.	mm	shape	in.	mm			blows/min	joule	cfm	l/s	lb	kg	in.	mm			
B20	615 174 0340	1.1	28.6	1.4	39	Hexagonal	5/8	15.9	2,200	9.5	4.5	2.1	12.2	5.5	55.1	1400	13.1	18.3	86	97	1/4
B20-0	615 174 0350	1.1	28.6	1.4	39	Hexagonal	5/8	15.9	2,200	9.5	5.5	2.1	10.8	4.9	43.3	1100	16.6	23.2	83	94	1/4
B20-00	615 174 0360	1.1	28.6	1.4	39	Hexagonal	5/8	15.9	2,200	9.5	6.5	2.1	8.2	3.7	28.0	710	20.5	28.7	84	95	1/4
B20-1	615 174 0370	1.1	28.6	1.4	39	Hexagonal	5/8	15.9	2,200	9.5	7.5	2.1	13.5	6.1	68.1	1730	14.2	19.9	84	95	1/4
B20L	615 174 0380	1.1	28.6	1.4	39	Hexagonal	5/8	15.9	2,200	9.5	8.5	2.1	7.5	3.4	55.5	1410	21.2	29.6	86	97	1/4
B20L-1	615 174 0390	1.1	28.6	1.4	39	Hexagonal	5/8	15.9	2,200	9.5	9.5	2.1	8.4	9.4	67.3	1710	19.8	27.7	84	95	1/4

All models: Hose int. 3/8" (10mm) - @90 PSI (@6.3 Bar)

Listed specifications are for reference only. Please check documents in each tool or on [www.cp.com](http://www.cp.com)

## Bench Sand Rammers

### CP0200B18-2F



COMPACT AND LIGHTWEIGHT

**FEATURES**

- High efficiency due to the high bpm
- Extra durability due to heat treated parts
- Safety lever included

**BENEFITS**

- Ideal for foundry applications
- Comfortable operation and high production
- Bench rammers used for casting sand in cylinders and large molds

## Floor Sand Rammers

### CP0200B18L-2F



HEAVY COMPRESSING APPLICATION

**FEATURES**

- Powerful yet lightweight rammers
- Extended models for comfortable use
- Safety lever included

**BENEFITS**

- Ideal for foundry applications
- Floor rammer to be used in standing position to compact sand at floor level

### CP0200B22-2F/B25-2F

Same features as CP0200B18-2F and available in both 0.9" (22 mm) / 1" (25.4 mm) bores

### CP0200B18/B22/B25

Same features as CP0200B18-2F and available in both 0.7" (18 mm) / 1" (25.4 mm) bores without safety lever

### CP0200B22L-2F/B25L-2F/B32L-2F

Same features as CP0200B18L-2F and available in both 0.9" (22 mm) / 1" (25 mm) / 1.3" (32 mm) bores

### CP0200B18L/22L/B25L/B32L

Same features as CP0200B18L-2F and available in both 0.7" (18 mm) / 0.9" (22 mm) / 1.3" (32 mm) bores but without safety lever



CP0200



See accessories on pages 174-181

 GENERAL MAINTENANCE  INDUSTRIAL MAINTENANCE & PRODUCTION  SUPER INDUSTRIAL

MODEL	PART NUMBER	BLOWS PER MINUTE	POWER	BORE		STROKE		BUTT DIAMETER		LENGTH		WEIGHT		AIR CONSUMPTION @LOAD		AIR INLET			INNER HOSE DIA.	SOUND PRESS.	SOUND POWER	VIBRATION LEVEL ISO 28927 (M/S <sup>2</sup> )	
		bpm	joule	in.	mm	in.	mm	in.	mm	in.	mm	lb	kg	cfm	l/s	in.	in.	mm	ISO 15744 - dB(A)	a	K		
CP0200B18	615 161 8010	1,800	5.6	0.7	18	2	50	1.61	41	11.0	280	3.3	1.5	14.1	6.7	1/4	3/8	10	95	106	19.4	5.9	
CP0200B18-2F	615 161 8020	1,800	5.6	0.7	18	2	50	1.61	41	11.0	280	3.3	1.5	14.1	6.7	1/4	3/8	10	95	106	19.4	5.9	
CP0200B18L	615 161 8080	1,800	5.6	0.7	18	2	50	1.61	41	22.0	558	4.4	2.0	14.1	6.7	1/4	3/8	10	95	106	13.9	4.2	
CP0200B18L-2F	615 161 8090	1,800	5.6	0.7	18	2	50	1.61	41	22.0	558	4.4	2.0	14.1	6.7	1/4	3/8	10	95	106	13.9	4.2	
CP0200B22	615 161 8030	1,020	9.2	0.9	22	2.5	64	2.01	51	13.8	350	6.6	3.0	17.7	8.4	3/8	3/8	10	95	106	19.4	6.1	
CP0200B22-2F	615 161 8040	1,020	9.2	0.9	22	2.5	64	2.01	51	13.8	350	6.6	3.0	17.7	8.4	3/8	3/8	10	95	106	19.4	6.1	
CP0200B22L	615 161 8100	1,020	9.2	0.9	22	2.5	64	2.01	51	24.9	633	7.2	3.3	17.7	8.4	1/4	3/8	10	95	106	17.7	5.4	
CP0200B22L-2F	615 161 8110	1,020	9.2	0.9	22	2.5	64	2.01	51	24.9	633	7.2	3.3	17.7	8.4	1/4	3/8	10	95	106	17.7	5.4	
CP0200B25	615 161 8050	780	15.9	1.0	25.4	3.3	83	2.64	67	19.9	506	12.1	5.5	24.7	11.7	3/8	1/2	13	95	106	24.3	7.6	
CP0200B25-2F	615 161 8060	780	15.9	1.0	25.4	3.3	83	2.64	67	19.9	506	12.1	5.5	24.7	11.7	3/8	1/2	13	95	106	24.3	7.6	
CP0200B25L	615 161 8120	780	15.9	1.0	25.4	3.3	83	2.64	67	41.0	1044	13.2	6.0	24.7	11.7	1/2	1/2	13	95	106	19.1	5.8	
CP0200B25L-2F	615 161 8130	780	15.9	1.0	25.4	3.3	83	2.64	67	41.0	1044	13.2	6.0	24.7	11.7	1/2	1/2	13	95	106	19.1	5.8	
CP0200B32L	615 161 8070	720	38.6	1.3	32	5	127	2.95	75	42.7	1087	22.0	10.0	28.3	13.4	1/2	1/2	13	95	106	26.0	7.8	
CP0200B32L-2F	615 161 8140	720	38.6	1.3	32	5	127	2.95	75	42.7	1087	22.0	10.0	28.3	13.4	1/2	1/2	13	95	106	26.0	7.8	

All models: Hose int. 3/8" (10mm) - @90 PSI (@6.3 Bar)  
Exept B25, B32: 1/2" (13mm)

Listed specifications are for reference only. Please check documents in each tool or on www.cp.com

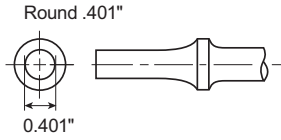
# CHIPPING

## Accessories - Chipping

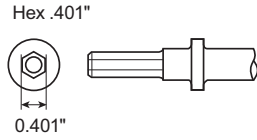


### CHISELS

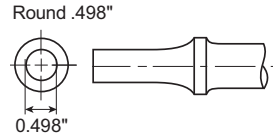
#### TYPE OF SHANK



**CP7111, CP714, CP716**



**CP7111H**



**CP717**

DRAWING	DESCRIPTION	LENGTH		WIDTH		SHANK		
		in	mm	in	mm	ROUND .401"	HEX .401"	ROUND .498"
	Flat Chisel	7	178	0.5	12.7	<b>A008542</b>		
		7	178	0.625	16			<b>A047073</b>
		7	178	0.75	19	<b>A046073</b>	<b>CA155786</b>	
		18	457	0.75	19	<b>A046080</b>		
	Undercoat Goo Scraper	6.5	165	1	25	<b>A046072</b>		
	Spot Weld Splitter	7	178	1	25	<b>A046075</b>		
	Twin Blade Panel Cutter	7	178	1	25	<b>A046071</b>		<b>A047071</b>
	Nut Splitter	10	254	0.75	19	<b>A046044</b>		
	Rivet Cutter	6	152	0.75	19			<b>A047050</b>
		6.5	165	0.625	16	<b>A046050</b>	<b>CA155778</b>	
	Angle Scaler	7	178	1.25	32	<b>A046063</b>	<b>CA155780</b>	<b>A047051</b>
	Scraper	6	152	1.75	44	<b>A133907</b>		
	Diamond Point	7	178	0.3	7.6	<b>A046064</b>	<b>CA155782</b>	
	Edging Chisel	5.375	137	0.625	16	<b>A046076</b>		

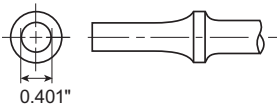


# Accessories - Chipping

## CHISELS

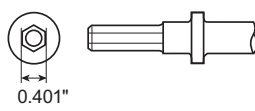
### TYPE OF SHANK

Round .401"



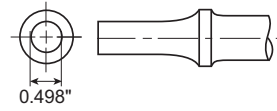
**CP7111, CP714, CP716**

Hex .401"



**CP7111H**

Round .498"



**CP717**

DRAWING	DESCRIPTION	LENGTH		WIDTH		SHANK		
		in	mm	in	mm	ROUND .401"	HEX .401"	ROUND .498"
	Blank Chisel* *Needs heat treatment	7	178	0.512	13	<b>A046074</b>	<b>CA155790</b>	
	Straight Punch	7	178	0.498	12.5			<b>A047074</b>
	Tapered Punch	7	178	0.3	7.6			<b>A047078</b>
	Tapered Punch	7	178	0.1	2.5	<b>A046078</b>	<b>CA157107</b>	
	Bushing Splitter	7	178	-	-			<b>A047052</b>
	Tie Rod (Universal Joint)	4.25	108	0.625	16	<b>A046057</b>		<b>A047057</b>
	Rivet Removal	3.5	89	0.125	3	<b>A046087</b>		
		3.5	89	0.188	5	<b>A046088</b>		
	Rivet Removal	3.5	89	0.25	6	<b>A046089</b>		
	Smoothing Hammer	3	76	1.25	32	<b>A046090</b>		<b>A047091</b>
		3	76	1.75	44	<b>A046091</b>		
	Separator Fork	7	178	0.75	19			<b>A047059</b>
		7	178	1.25	32			<b>A047061</b>

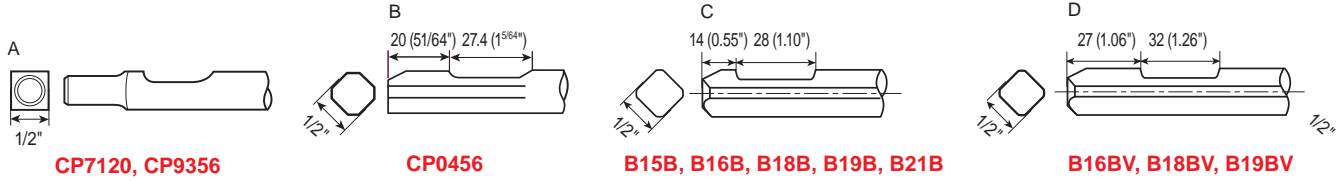
# CHIPPING

## Accessories - Chipping



### CHISELS

#### TYPE OF SHANK



DRAWING	DESCRIPTION	LENGTH		WIDTH		SHANK			
		in	mm	in	mm	A	B	C	D
	Flat Chisel	4	102	0.625	16	<b>WP123997</b>			
		7	178	0.75	19	<b>205 051 2803</b>		<b>615 804 4430</b>	<b>615 804 6180</b>
		7.5	191	0.625	16	<b>WP123996</b>			
		7.5	191	0.75	19		<b>P073225</b>		
		10	254	0.75	19				<b>615 804 6200</b>
	Wide Scaling	7	178	1.375	35	<b>WP123998</b>			
		7	178	2	50	<b>894 016 2308</b>		<b>615 003 9000 ATEX</b>	<b>615 804 6210 ATEX</b>
		7	178	2.5	64			<b>615 804 4450</b>	<b>615 804 6190</b>
		8.38	213	1.75	44		<b>P070982</b>		
	Rounded Point	3.75	95	1.25	32		<b>P072213</b>		
		9	229	1.25	32		<b>P084175</b>		
		12	305	1.25	32		<b>P084176</b>		
		18	457	1.25	32		<b>P084177</b>		
	Cape Chisel	7	178	0.1	2.5		<b>P073224</b>		
		8	203	0.25	6			<b>615 804 0620</b>	
	Angle Scaling	6.5	165	1.375	35	<b>205 049 9653</b>			
		7	178	1.375	35		<b>P084376</b>	<b>615 804 4440</b>	<b>615 804 6220</b>
	Diamond Point	7.5	191	0.25	6	<b>WP123995</b>	<b>P073223</b>		
	Blank Chisel* *Needs heat treatment	7	178	0.5	12.7	<b>WP123994</b>			
	Pointed Chisel	7	180	-	-	<b>205 051 2793</b>			

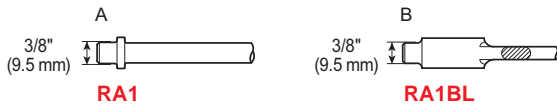




# Accessories - Chipping

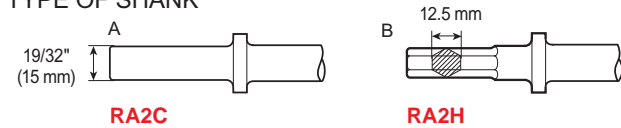
## CHISELS

### TYPE OF SHANK



DRAWING	DESCRIPTION	LENGTH		WIDTH		SHANK	
		in	mm	in	mm	A	B
	Flat Chisel	5.7	145	0.25	6		615 041 1140
		5.9	150	0.375	9.5	615 040 1150	
		7.9	200	0.25	6		615 041 1200
	Blank Chisel*	9.9	250	0.25	6	615 804 4370	
		*Needs heat treatment					
	Straight Chisel	9.9	250	0.25	6	615 804 4380	

### TYPE OF SHANK



DRAWING	DESCRIPTION	LENGTH		WIDTH		SHANK	
		in	mm	in	mm	A	B
	Flat Chisel	7.3	185	0.625	16	615 045 1180	615 046 1180
		9.9	250	0.625	16	615 804 0880	615 804 0890
		12.2	310	0.625	16		615 804 4310
		19.7	500	0.625	16		615 804 0900
	Flat Chisel	12.2	310	0.95	24		615 804 4400
	Wide Scaling	9.9	250	2	50		615 804 4210
	Blank Chisel*	6.9	175	0.625	16		615 046 0170
		9.45	240	0.625	16		615 046 0240
		*Needs heat treatment					
	Pick Chisel	7.3	185	-	-	615 045 2180	615 046 2180
		9.9	250	-	-		615 804 0920
	Blade Cutter	7.7	195	0.55	14		615 046 9200

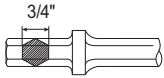
# CHIPPING

## Accessories - Chipping



### CHISELS

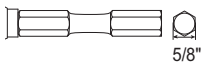
#### TYPE OF SHANK



**GV5**

DRAWING	DESCRIPTION	LENGTH		WIDTH		SHANK	
		in	mm	in	mm	A	
	Flat Chisel	11.8	300	0.75	19	615 804 0950	
		19.7	500	0.75	19	615 804 0960	
	Pick Chisel	11.8	300	-	-	615 804 0930	
		19.7	500	-	-	615 804 0940	
	Scraper	9.9	250	2.4	60	615 804 0970	

#### TYPE OF SHANK



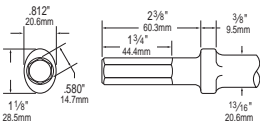
**B20 series, B19B1**

DRAWING	DESCRIPTION	LENGTH		WIDTH		SHANK	
		in	mm	in	mm	A	
	Flat Chisel	9	229	2	50	615 002 9000 ATEX	
		9	229	2	50	615 804 4420	
	Asphalt Cutter	8	203	4	100	615 804 4410	
	Scraper	-	-	4	102	615 002 9010	
	Blades for Scraper x5					615 250 5270	
	Scraper	-	-	8	203	615 002 9020	
	Blades for Scraper x5					615 250 5280	
	Comb Holder	8	203	-	-	615 002 9030	
	Comb Blades	-	-	1	25	615 250 5390	

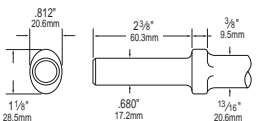
#### TYPE OF SHANK

**CP93XX series**

**A .580 HEX / OVAL COLLAR**



**B .680 ROUND / OVAL COLLAR**



DRAWING	DESCRIPTION	LENGTH		WIDTH		SHANK	
		in	mm	in	mm	A	B
	Pick Chisel	9	230	-	-	615 813 2170	615 813 2320
		12	305	-	-	615 813 2180	615 813 2330
		18	450	-	-	615 813 2190	615 813 2340
		24	610	-	-	615 813 2200	615 813 2350
	Flat Chisel	9	230	15/16	23,8	615 813 2210	615 813 2360
		12	305	15/16	23,8	615 813 2220	615 813 2370
		18	450	15/16	23,8	615 813 2230	615 813 2380
		24	610	15/16	23,8	615 813 2240	615 813 2390
	Wide Scaling	9	230	1 1/2	40	615 813 2250	615 813 2400
		12	305	1 1/2	40	615 813 2260	615 813 2410
		18	450	1 1/2	40	615 813 2270	615 813 2420
		9	230	2	50	615 813 2280	615 813 2430
		12	305	2	50	615 813 2290	615 813 2440
		18	450	2	50	615 813 2300	615 813 2450
	Bushing Tool	9.5	240	1 3/4 sq	44.5 sq	615 813 2310	615 813 2460



# Accessories - Chipping

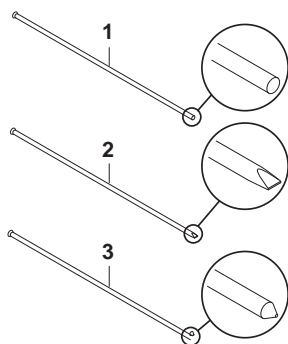


## CHISELS



MODEL	ITEM	DESCRIPTION	PART NO.
CP9361	1	Anvil for use with chisels & blank	P054207
	2	Flat chisel	P054183
	3	Chisel blank	P054184
	4	Round nose chisel	P054182
	-	Carrying case	P137979
B14/B23	8	Cross bit, conical shank (carbide tipped)	615 250 5450
	9	Side handle	615 576 5130
	.	Washer	615 746 5290

## NEEDLES



- 1 - Flat type : Light treatment and polishing effect
- 2 - Chisel Type : Light surface marking
- 3 - Pointed Type : Very hard scale

**Anti spark needles.** Cold Spark for use in potentially explosive areas.

**Stainless Steel needles.** For use in applications where corrosion or humidity presents a problem such as food processing industry

MODEL USED	TYPE	DIAMETER		LENGTH		QTY IN PACKAGE	PART NUMBER
		in.	mm	in.	mm		
B15M, CP0951	1	1/8	3	7	178	12	NP123901
B19M, B19MV	1	1/8	3	7	178	28	NP123903
B19M, B21M	1	5/32	4	7	178	100	615 399 8180
	3	5/32	4	7	178	100	615 399 8220
CP7115	1	1/8	3	5	127	12	895 101 1498
CP7125, B15M	1	5/64	2	7	178	29	NP123905
CP7125, B15M, B16M, B18M, B19M	1	5/64	2	7	178	100	615 399 8160
CP0952	1	5/64	2	7	178	53	NP123906
CP7120, CP7125, B16M, B16MV, B18M, B18MV, CP0456, CP9356	1	1/8	3	5	127	19	P136403
	1	1/8	3	7	178	19	894 015 9860
CP7120, CP7125, B16M, B16MV, B18M, B18MV, CP0456, CP9356	1 (High grade steel)	1/8	3	7	178	19	P100146
	1 (Stainless steel)	1/8	3	7	178	19	P106454
CP7120, CP7125, B15M, B16M, B16MV, B18M, B18MV, B19M, B19MV, B21M, CP0456	1	1/8	3	7	178	100	615 399 8170
	1 (Anti-sparking)	1/8	3	7	178	100	894 017 1565
	1	1/8	3	7	178	250	NP137638
	2	1/8	3	7	178	100	615 399 8190
	3	1/8	3	7	178	100	615 399 8210
CP0952	1	1/8	3	7	178	23	NP123902

## NEEDLE HOLDERS

The CP tools can use different types of needles to fit a wider range of applications

MODEL USED	CAPACITY		
	5/64" (2 mm)	1/8" (3 mm)	5/32" (4 mm)
B15M	615 250 5310 (Qty 29)	615 250 5210 (Qty 12)	
B16M	615 250 5320 (Qty 51)	615 250 5140 (Qty 19)	
B18M	615 250 5320 (Qty 51)	615 250 5140 (Qty 19)	
B19M	615 250 5430 (Qty 65)	615 250 5170 (Qty 28)	615 250 5330 (Qty 19)
B21M		615 250 5370 (Qty 49)	615 250 5290 (Qty 35)
CP7125	895 101 1512 (Qty 29)	895 101 1513 (Qty 19)	
CP0952	NP123918 (Qty 53)	NP123922 (Qty 23)	

## RUBBER BUTTS FOR SAND RAMMERS



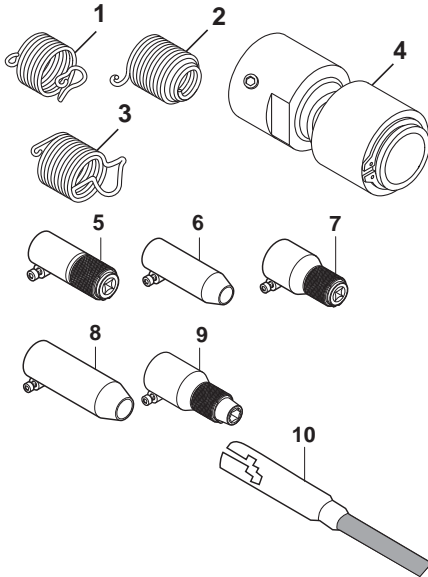
PART NUMBER	SIZE						MODEL
	D		d		H		
	in.	mm	in.	mm	in.	mm	
541 205 5532	2.0	51	0.46	11.8	2.36	60	CP0200-B18 Series
541 205 5534	2.0	51	0.54	13.75	2.36	60	CP0200-B22 Series
541 205 5535	2.64	67	0.68	17.25	3.15	80	CP0200-B25 Series
541 205 5536	2.95	75	0.74	18.75	3.62	92	CP0200-B32 Series

# CHIPPING

## Accessories & Dimensions - Chipping

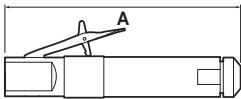


### CHISEL RETAINERS

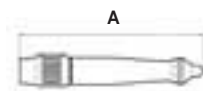
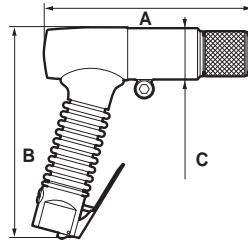


MODEL USED	TYPE	PART NUMBER	DESCRIPTION
<b>B15B(M)</b>	5	615 250 5240	1/2" Square Tool Retainer
	6	615 250 5230	Round adjustable sleeve
<b>B16B(M) / B18B(M)</b>	5	615 250 5250	1/2" Square Tool Retainer
<b>B19B(M)</b>	7	615 250 5380	1/2" Square Tool Retainer
	8	615 250 5190	Round adjustable sleeve
<b>B19B1</b>	9	615 250 5260	5/8" Hexagonal Tool Retainer
<b>B21B(M)</b>	7	615 250 5360	1/2" Square Tool Retainer
	1	205 048 7413	Quick Change
	1	A046095	Heavy Duty Quick Change
	2	A046096	Bee hive
<b>CP7111 / CP714</b>	3	205 052 5333	Zip Change
	3	A046094	Heavy Duty Zip Change made in USA
	4	894 015 8924	Posi Lock Quick Change
	4	A121721	Heavy Duty Posi Lock Quick Change made in USA
<b>CP716</b>	1	CA157640	Quick Change
<b>CP717</b>	1	A047095	Quick change retainer
	2	A047096	Bee hive
<b>CP9356</b>	10	P136983	Round Nose

### DIMENSIONS



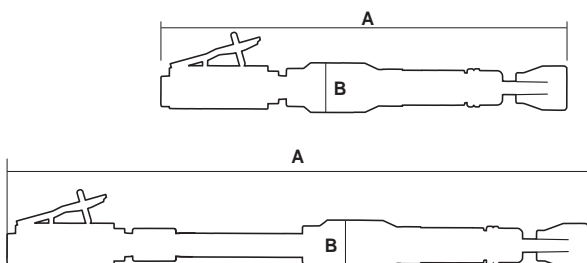
MODEL	A	
	in.	mm
<b>B15B</b>	8	201
<b>B16B</b>	9	231
<b>B16BV</b>	16.7	425
<b>B15M</b>	13.2	335
<b>B16M</b>	14.4	366
<b>B16MV</b>	14.2	360
<b>CP0456 LASAN</b>	16.3	413
<b>CP0456 LESAR</b>	8.6	219
<b>CP0951</b>	13.4	340
<b>CP7115</b>	11.4	290
<b>CP7120</b>	18	457
<b>CP9356NS</b>	9.4	238
<b>CP9356WF</b>	9.4	238



AIR SCRIBE	A	
	in.	mm
<b>CP9160</b>	5.8	127
<b>CP9361</b>	5.0	147

For B20 series dimensions, please see the specifications table p.160

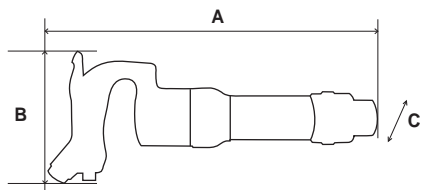
PISTOL SHAPE	A		B		C	
	in	mm	in	mm	in	mm
<b>B18B</b>	6.8	173	6,7	170	1,7	43
<b>B18BV</b>	16.5	420	7	180	2	50
<b>B18M</b>	12.4	315	6,7	170	1,9	48
<b>B18MV</b>	13.4	340	7	180	2	50
<b>B19B</b>	7.5	191	7	180	2	51
<b>B19B1</b>	8.6	218	7	180	2	51
<b>B19BV</b>	17.7	450	7	180	2,3	58
<b>B19M</b>	13.5	342	6,7	177	2,4	60
<b>B19MV</b>	14.8	375	7	180	2,3	58
<b>B21B</b>	12.2	310	6,5	165	2,4	60
<b>B21M</b>	19.0	484	6,5	165	2,6	66
<b>CP0952</b>	12.6	320	-	-	2,5	64
<b>CP7111</b>	7.5	190	5,7	145	1,6	40
<b>CP7125</b>	12.4	315	4,7	120	1,7	45
<b>CP714</b>	7.7	195	6,1	155	2	50
<b>CP716</b>	7.5	190	-	-	1,6	40
<b>CP717</b>	8.7	220	6,1	155	2,4	60
<b>GV5</b>	15.2	385	-	-	-	-
<b>RA1</b>	7.5	190	5,1	130	1,2	30
<b>RA1BL</b>	7.5	190	5,1	130	1,2	30
<b>RA2C</b>	8.3	210	5,9	150	1,6	40
<b>RA2H</b>	8.3	210	5,9	150	1,6	40



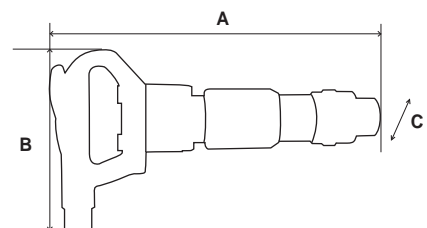
SAND RAMMERS	A		B	
	in	mm	in	mm
<b>CP0200B18-2F</b>	15.4-17.3	390-440	1.8	46
<b>CP0200B18L-2F</b>	21.3-23.3	542-592	1.8	46
<b>CP0200B22-2F</b>	18.3-20.8	465-529	2.0	50
<b>CP0200B22L-2F</b>	24.2-26.7	614-678	2.0	50
<b>CP0200B25-2F</b>	24.8-28.1	630-713	2.4	60
<b>CP0200B25L-2F</b>	40.9-44.1	1038-1121	2.4	60
<b>CP0200B32L-2F</b>	44.2-49.2	1123-1250	2.7	68



DIMENSIONS



GOOSENECK HANDLE	A		B		C	
	in	mm	in	mm	in	mm
CP9362-2R/2H	12.6	320	5.9	150	2.4	62
CP9363-1R/1H	14.0	355	6.7	170	3	76
CP9363-2R/2H	15.4	390	6.7	170	3	76
CP9363-3R/3H	17.3	440	6.7	170	3	76
CP9363-4R/4H	18.5	470	6.7	170	3	76



D-HANDLE	A		B		C	
	in	mm	in	mm	in	mm
CP9373-2R/2H	14.6	370	8.7	220	3.1	80
CP9373-3R/3H	15.7	400	8.7	220	3.1	80
CP9373-4R/4H	16.7	425	8.7	220	3.1	80

Kits

CP717 Kit

Part No. T025365

Kit Includes:

- (1) Air Hammer CP717
- (1) Twin blade panel cutter - A047071
- (1) Rivet cutter - A047050
- (1) 1-1/4" Smoothing Hammer - A047091
- (1) Straight punch - A047074



CP714 Kit

Part No. T025364

Kit Includes:

- (1) Air Hammer CP714
- (1) Flat chisel - A046073
- (1) Tapened chisel - A046078
- (1) Blank chisel - A046074
- (1) Twin blade panel cutter - A046071



CP9361-1

Part No. T011970

Kit includes:

- P043886 Air hose - 3/16" (5mm) bore - L: 8 ft (2.4m)
- P056381 Air Filter assembly
- P054177 Stylus - carbide tipped
- P054207 Anvil for use with chisels & blank
- P054183 Flat chisel
- P054184 Chisel blank
- P054182 Round nose chisel
- P137979 Carrying case



CP7111 Kit

Part No. 894 117 1110

Kit includes:

- (1) Hammer CP7111
- (1) Flat chisel - A046073
- (1) Tapened Puch - A046078
- (1) Spot weld splitter - A046075
- (1) Single blade panel cutter
- (1) Edging chisel
- (1) Quick change retainer - 205 048 7413
- (1) Oiler - 205 052 4123



CP7111HEX Kit

Part No. 894 117 1111

Kit includes:

- (1) Hammer CP7111H
- (1) Flat chisel - CA155786
- (1) Tapened Puch - CA157107
- (1) Spot weld splitter - CA155792
- (1) Single blade panel cutter
- (1) Edging chisel
- (1) Quick change retainer - 205 048 7413
- (1) Oiler - 205 052 4123

TUNE-UP KITS

MODEL	TUNE-UP KIT
CP0200B..(L)-2F	894 017 0210
CP7111/7111H	205 050 6823
CP7115	894 016 9996
CP7120	205 050 6933
CP7125	894 016 9838
CP9160	205 050 6913
CP9363-x	615 398 8300
CP9373-x	615 398 8310





# SPECIALTY TOOLS


CP OFFERS A WIDE RANGE OF SPECIALTY TOOLS TO ENHANCE THE DEPTH OF ITS PRODUCT PORTFOLIO



▶ RIVETERS




▶ CAULKING GUNS



▶ ENGRAVING PENS



▶ SAWS




▶ TIRE BUFFERS



▶ HIGH SPEED CUTTERS



▶ NIBBLERS



▶ AIR FILES



▶ SHEARS

# SPECIALTY TOOLS

## Riveting & Caulking

### CP9883 ★★

3/16" rivet max capacity  
4.8mm



LIGHTWEIGHT & STRONG

#### FEATURES

- Compact size
- 3/16" (4.8mm) max. capacity
- Heavy pulling: up to 1,900 lbs (865 kg)

#### BENEFITS

- Ideal for versatile applications
- Durable, reliable and easy to service
- Maximize operator comfort

### CP9884

Similar features as CP9883 for longer rivet capacity: 1/4" (6.4 mm)

### CP9885 ★

Standard Cartridge

2" x 8-1/2" (50 x 210 mm)



AIR CAULKING GUN

#### FEATURES

- Durable lightweight design
- Trigger controlled material flow
- Accepts standard cartridges: 2" x 8-1/2" (50x210 mm)

#### BENEFITS

- Labor time saving
- Easy to handle
- Operator comfort



### CP9882 ★

3/16" rivet max capacity  
4.8mm



EASY-TO-USE & RELIABLE

#### FEATURES

- Compact size
- 3/16" (4.8 mm) max. capacity
- For rivets in Aluminum, copper and softer materials

#### BENEFITS

- Simple construction for easy maintenance
- Great for trailer panels, number plates, and any type of panels maintenance



CP9884



See accessories on pages 189

★ GENERAL MAINTENANCE   ★★ INDUSTRIAL MAINTENANCE & PRODUCTION   ★★★ SUPER INDUSTRIAL

MODEL	PART NUMBER	MAX AXIAL PULLING LOAD		AIR CONS @LOAD		LENGTH		NET WEIGHT		VIBRATION LEVEL ISO 8662-12 (M/S2)		SOUND PRESSURE ISO 15744 - dB(A)	SOUND POWER	AIR INLET
		lb@85psi	kg	cfm	l/s	in.	mm	lb	kg	a	k			
CP9882	894 109 8820	2,200	1,000	4.0	1.9	8.9	225	3.3	1.5	<2.5	-	62	73	1/4
CP9883	894 109 8830	1,900	865	4.5	2.1	11.8	300	3.2	1.5	<2.5	-	55	66	1/4
CP9884	894 109 8840	3,530	1,600	9.0	4.3	12.2	310	4.2	1.9	<2.5	-	56	67	1/4
CP9885	615 197 9885	-	-	16.8	8.0	10.1	270	2.3	1.0	<2.5	-	71	82	1/4

All models: Hose int. 3/8" (9.5mm) - @90 PSI (@6.3 Bar)

Listed specifications are for reference only. Please check documents in each tool or on www.cp.com



# Engraving

## CP9160 ★



### ENGRAVING PEN

#### FEATURES

- Very quiet engraving pen with an integrated 6.5 ft (2 m) hose
- High blows per minute (32,400 BPM)

#### BENEFITS

- Efficient engraving with low noise
- Precise & reliable
- Comfortable handling



CP9361

## CP9361-1 Kit ★★

### AIR SCRIBE KIT

#### FEATURES

- Highest durability in the market
- Hose 8ft (2.4m) length with air filter
- Convertible to a hammer or a light scaler

#### BENEFITS

- Constructed of premium components
- Easy handling and Comfortable use
- Adjustable power for a variety of applications and materials such as: metals, plastics, ceramics, and glass



## CP9361-1 Kit

### CP9361

Same features as CP9361-1 Kit with the tool and the hose only



See accessories on pages 189

★ GENERAL MAINTENANCE   ★★ INDUSTRIAL MAINTENANCE & PRODUCTION   ★★★ SUPER INDUSTRIAL

MODEL	PART NUMBER	BLOWS PER MIN.	AIR CONS. @ LOAD		LENGTH		NET WEIGHT		VIBRATION LEVEL ISO 28927 (M/S <sup>2</sup> )		SOUND PRESSURE ISO 15744 - dB(A)	SOUND POWER	HOSE INT.		AIR INLET
			cfm	l/s	in.	mm	lb	kg	a	K			in.	mm	
CP9160	615 197 9160	32,400	1.7	0.8	5.8	147	0.3	0.1	8.1	1.9	59	70	1/4	6	1/4
CP9361	T012644	13,500	0.2	0.1	5.0	127	0.3	0.1	5.1	2.4	79	90	3/16	5	1/4
CP9361-1 Kit	T011970	13,500	0.2	0.1	5.0	127	0.3	0.1	5.1	2.4	79	90	3/16	5	1/4

CP9160: Hose int. 1/4" (6mm) - CP9361: Hose int. 3/16" (5mm) - @90 PSI (@6.3 Bar)

Listed specifications are for reference only. Please check documents in each tool or on www.cp.com

# SPECIALTY TOOLS

## Cutting

### CP7901 ★

3/8" / 10mm stroke



80 dB(A) QUIET

**CP7901Kit**  
See details page 189



#### LOW VIBRATION

##### FEATURES

- Air reciprocating saw
- Very low vibration
- 3/8" (10 mm) stroke length

##### BENEFITS

- Reduced vibration for operator comfort and control
- Maximize operator comfort and productivity
- Premium tool for all cutting applications

### CP881 ★★

3/8" / 10mm stroke



#### INTENSE CUTTING

##### FEATURES

- Power and speed of 9,500 strokes per minute
- Rugged construction for intense cutting
- Adjustable guard guide

##### BENEFITS

- Cut through material with ease
- Powerful and durable
- Ideal tool for General Maintenance

### CP7900 ★

3/8" / 10mm stroke




#### LIGHTWEIGHT

##### FEATURES

- Ergonomic design and robust housing handle
- Adjustable guard guide
- 3/8" (10 mm) stroke length

##### BENEFITS

- Compact and lightweight for all general cutting
- Ideal tool for periodic usage



CP7900



See accessories on pages 189

★ GENERAL MAINTENANCE   ★★ INDUSTRIAL MAINTENANCE & PRODUCTION   ★★★ SUPER INDUSTRIAL

MODEL	PART NUMBER	STROKES PER MINUTE	STROKES LENGTH		AIR CONS. @LOAD		NET WEIGHT		LENGTH		VIBRATION LEVEL ISO 28927 (M/S <sup>2</sup> )		SOUND PRESSURE ISO 15744 - dB(A)	SOUND POWER	AIR INLET
			in.	mm	cfm	l/s	lb	kg	in.	mm	a	K			
CP881	T023916	9,500	3/8	10	6.0	2.8	1.6	0.7	8.6	219	23.2	6.6	84	95	1/4
CP7900	894 107 9000	10,000	3/8	10	5.5	2.6	1.3	0.6	8.5	216	19.6	5.2	82	93	1/4
CP7901	894 107 9011	10,000	3/8	10	5.5	2.6	1.9	0.9	9.0	229	<2.5	-	78	89	1/4

All models: Hose int. 3/8" (9.5mm) - @90 PSI (@6.3 Bar)

Listed specifications are for reference only. Please check documents in each tool or on www.cp.com

## Cutting

CP874 ★



22,000 RPM



## HIGH-SPEED CUTTING

## FEATURES

- Wheel diameter 2-7/8" (73 mm)
- Adjustable speed regulator
- Lock-off lever to prevent accidental start-up

## BENEFITS

- Precise and safe control
- Ideal for cutting through composite, sheet metal, bolts, etc.

CP861 ★★



20,000 RPM



## DURABILITY &amp; POWER

## FEATURES

- Rugged, energy efficient 0.5hp (370 W) motor
- Lightweight tool: 1.63 lbs (0.74kg)
- Square handle design for positive grip

## BENEFITS

- Power, durability and productivity
- Excellent for cutting through composite, fiberglass, steel metal, bolts, clamps.

CP9116 ★



14,000 RPM



## POWERFUL &amp; EASY TO USE

## FEATURES

- Composite grip to reduce cold air transmission to operators
- Spindle lock system for easier wheel changing
- 11 position adjustable swivel guard – 126° adjustable for better operator protection & greater visibility of cutting operations

## BENEFITS

- Extended Length & Compact Gear Housing
- Safety & Convenient
- Ideal for cutting composite, metal, bolts, ... especially in tight spaces

CP873 ★

2,800 RPM



## CP873K

See details page 189

## LOW SPEED



## FEATURES

- Adjustable speed control
- Quick change slip chuck
- Lock-off lever to prevent accidental start-up

## BENEFITS

- Must have pneumatic buffing tool
- Fast and easy change of buffing wheel
- Ideal for patchwork, roughing areas for recapping and cleaning tire moldings



See accessories on pages 189

GENERAL MAINTENANCE
 INDUSTRIAL MAINTENANCE &amp; PRODUCTION
 SUPER INDUSTRIAL

MODEL	PART NUMBER	POWER		CHUCK / WHEEL SIZE		FREE SPEED	AIR CONS @LOAD		LENGTH		WEIGHT		VIBRATION LEVEL ISO 28927 (M/S2)		SOUND PRESS.	SOUND POWER	AIR INLET
		hp	W	in.	mm	rpm	cfm	l/s	in.	mm	lb	kg	a	K	ISO 15744 - dB(A)	in.	
CP861	T022039	0.5	370	2-7/8	73	20,000	8.5	4.0	7.8	197	1.6	0.7	2.8	1.0	79	90	1/4
CP873	T025374	0.5	370	7/16 hex	11	2,800	13.0	6.1	8.3	210	2.3	1.0	<2.5	-	88	99	1/4
CP874	T025375	0.5	370	2-7/8	73	22,000	12.5	5.9	7.3	184	1.8	0.8	4	4.0	88	99	1/4
CP9116	894 109 1160	1.0	746	4	100	14,000	7.0	3.3	14.8	370	3.7	1.8	3	3.0	86	97	1/4
CP9116 US	894 109 1161	1.0	746	4	100	14,000	7.0	3.3	14.8	370	3.7	1.8	3	3.0	86	97	1/4

All models: Hose int. 3/8" (9.5mm) - @90 PSI (@6.3 Bar)

Listed specifications are for reference only. Please check documents in each tool or on www.cp.com

# SPECIALTY TOOLS

## Nibbling, Shearing and Filing

### CP835 ★



#### GOOD CUTTING CONTROL

##### FEATURES

- Rugged head and 0.177" diameter punch cuts steel up to .060" (16 gauge) and aluminum up to .102 (10 gauge)
- Easy access to punch and die for quick replacement
- Lock-off lever for low-speed starting

##### BENEFITS

- Perfect for accurate cutting and best for tight corners and circles
- Used for nibbling plastic, tin, aluminum and others metals

### CP785S ★★



#### RELIABLE & POWERFUL

##### FEATURES

- Powerful efficient 0.5 hp (370 W) motor to cut up to 18-gauge steel (1.1 mm - 0.04")
- Triple idler planetary gearing
- Ergonomic handle design

##### BENEFITS

- Smooth operation and extended life
- Operator comfort
- Reliable cutting performance

### CP9705 ★



### CP9710

Similar features as CP9705 with 8,000 strokes/min.

#### POWERFUL & PRECISE

##### FEATURES

- Air file 0.2" (5mm) stroke
- Lock-off lever to prevent accidental start-up
- 360° swivel air inlet

##### BENEFITS

- Excellent tool for use in confined areas
- Ideal for precise work
- Deburring or sharpening sheet metal, iron or plastic



CP9710



See accessories on pages 189

★ GENERAL MAINTENANCE   ★★ INDUSTRIAL MAINTENANCE & PRODUCTION   ★★★ SUPER INDUSTRIAL

MODEL	PART NUMBER	STROKES PER MIN	AIR CONS @LOAD		LENGTH		WEIGHT		VIBRATION LEVEL ISO 28927 (M/S <sup>2</sup> )		SOUND PRESSURE	SOUND POWER	AIR INLET
			cfm	l/s	in.	mm	lb	kg	a	K			
CP785S	T023200	2,400	15.5	7.3	8.3	229	2.5	0.9	3.2	3.0	84	95	1/4
CP835	T022550	2,750	17.0	8.0	7.5	216	2.3	0.6	5.4	3.0	86	97	1/4
CP9705	615 193 9705	12,000	6.0	2.8	8.0	204	1.2	0.6	5	3.0	73	84	1/4
CP9710	615 193 9710	8,000	6.0	2.8	9.8	250	1.3	0.6	5	3.0	63	74	1/4

All models: Hose int. 3/8" (9.5mm) - @90 PSI (@6.3 Bar)

Listed specifications are for reference only. Please check documents in each tool or on www.cp.com

# Kits - Accessories - Spares



## Kits



### CP7901 Kit

Part No. 894 107 9010

Kit includes:

- (1) Heavy duty saw CP7901
- (5) Each 18T, 24T, 32T blades
- (1) Swivel inlet in a heavy duty case



### CP873 Kit

Part No. CP873K

Kit Includes:

- (1) Low speed tire buffer CP873
- (1) Whip hose and exhaust hose



CP7901

## OPTIONAL ACCESSORIES



### SAW BLADES FOR CP7901

ACCESSORIES	PART NUMBER
18T Saw blades (5)	<b>894 015 8775</b>
24T Saw blades (5)	<b>894 015 8776</b>
32T Saw blades (5)	<b>894 015 8777</b>



### SAW BLADES FOR CP7900 & CP881

ACCESSORIES	PART NUMBER
18T Saw blades (5)	<b>CA146719</b>
24T Saw blades (5)	<b>CA146720</b>
32T Saw blades (5)	<b>CA146721</b>

### PUNCH FOR CP835

ACCESSORIES	PART NUMBER
Punch set	<b>KF137310</b>
Die	<b>KF137273</b>

### WHEELS FOR CP861 & CP874

ACCESSORIES	PART NUMBER
Package of 5 wheels ( $\varnothing$ 2-7/8" x 1/16" x 3/8" - 73x1.6x9.52mm)	<b>CA155312</b>



### WHEELS FOR CP9116

ACCESSORIES	PART NUMBER
Cut-off grinding wheel 3/8" – 1 piece (size : 4" (100 mm) - (1/16" X 3/8") (1/8" X 3/8"))	<b>894 017 2786</b>



### SHANK FILE FOR CP9705 AND CP9710

ACCESSORIES	PART NUMBER
0.2" (5mm) Shank file rectangular (5)	<b>205 051 9113</b>
0.2" (5mm) Shank file round (5)	<b>205 051 9123</b>
0.2" (5mm) Shank file half round (5)	<b>205 051 9133</b>
0.2" (5mm) Shank file triangular (5)	<b>205 051 9143</b>



### TUNE-UP KIT

MODEL	TUNE-UP KIT
<b>CP9160</b>	<b>205 050 6913</b>
<b>CP9882</b>	<b>894 016 9881</b>



# AIR LINE NETWORK



## Chicago Pneumatic Air Preparation Units

Designed for maximum tool performance



- ▶ FRL
- ▶ AIR FLEX
- ▶ HOSE REELS
- ▶ HOSES
- ▶ HOSE WHIP
- ▶ SPIRAL HOSE
- ▶ COUPLINGS
- ▶ OILERS

OTHER ACCESSORIES

- ▶ BALANCERS



## Chicago Pneumatic

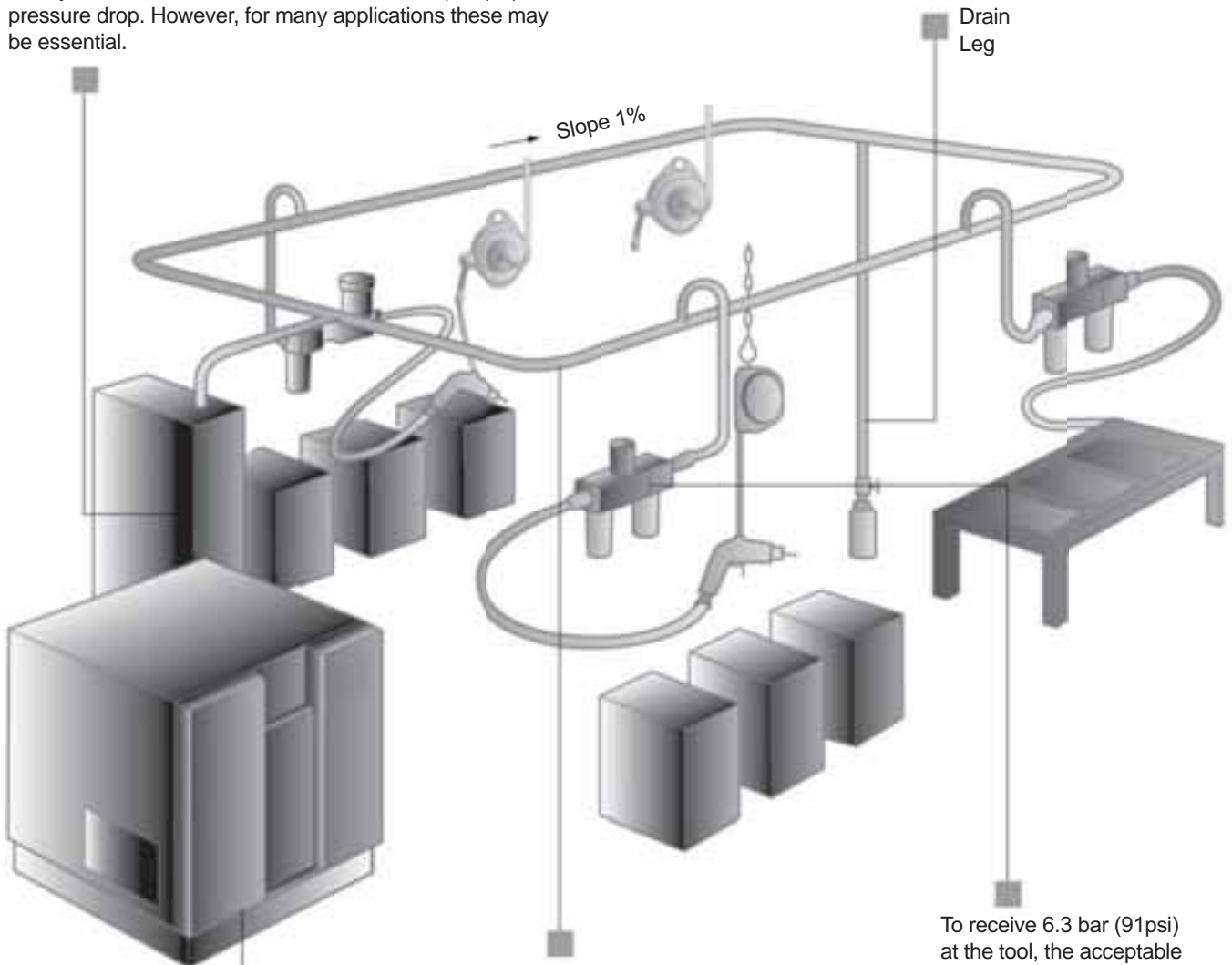
Offers a wider range of couplings to create the best possible solution together with Power Tools.

# AIR LINE NETWORK

Chicago Pneumatic Air Preparation Units and Air Line accessories are designed to help you get maximum performance from your tools. They ensure minimal pressure drop and thus minimum energy loss in the air distribution system, benefiting the environment and cutting operating costs.

The lifetime of your tools will be extended by using air preparation units which can also lower repair costs and decrease downtime. A correct air installation guarantees productivity and return on investment..

Air dryers and filters can cause a 0.2 - 0.3 bar (3-4 psi) pressure drop. However, for many applications these may be essential.



A carefully designed network virtually eliminates pressure drop. We recommend a Ring Main layout which has a slope away from the input of 1%.

To receive 6.3 bar (91psi) at the tool, the acceptable maximum pressure drop from airline accessories is 0.6 bar (9 psi). A combination of high performance components and careful engineering will achieve this.

A normal compressor can deliver up to 7.5 bar (109 psi) air line pressure, depending on start and stop settings.





# FILTERS, REGULATORS, LUBRICATORS

Why should you use a filter, regulator and lubricator ?

The use of a filter, regulator and lubricator (in that order) for pretool air preparation is strongly recommended by Chicago Pneumatic. Proper air preparation will result in improved tool performance and increased tool life. The units should be mounted as close to the tool as possible, preferably right where the tool hose is connected to the system. To realize their full value, these units should be checked on a regular assigned basis by maintenance workers or the operators themselves.

## AIR FILTER

Filter separates impurities such as solid particles.

Not using filters in combination with air tools leads to shorter service life, higher maintenance costs and lower efficiency. Old air systems with cool dryers, for instance, generate a lot of rust and running tools without installing a filter could damage the tool in less than a week.

Chicago Pneumatic filters separate up to 98% of the water when operating within their working range. All three types (Small, Medium and Big) are very low pressure drop.

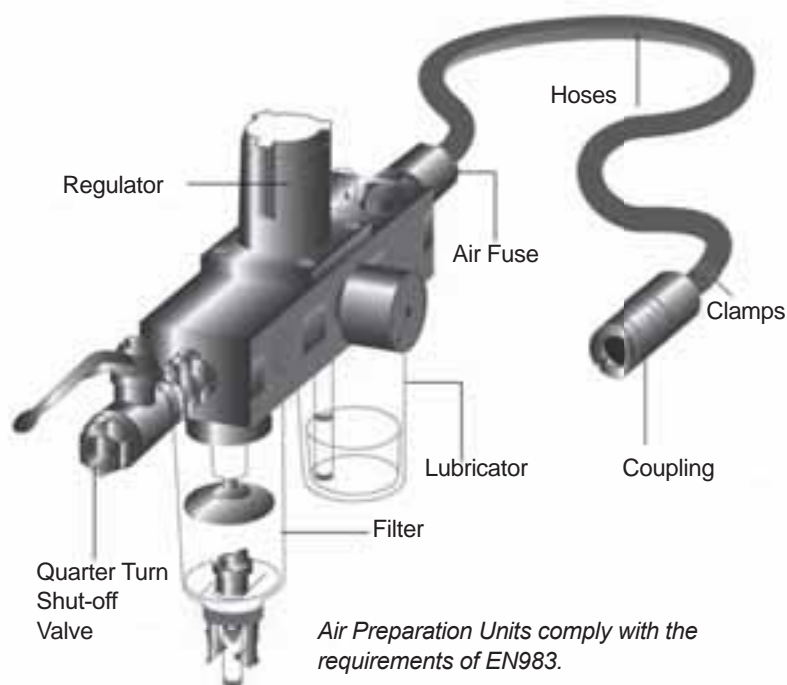
## REGULATOR

The regulator ensures that the pre-set working pressure remains constant - regardless of pressure variations in the intake air and minor variations in the airflow rate. For example, a pressure of 1 bar higher than necessary results in a 16% increase in air consumption.

Spring controlled regulators are quick acting and therefore should be used with all types of air tools.

## LUBRICATORS

If lubricators are not used, tool motor vanes will need to be changed more often. The life of the vanes may decrease to as little as 1/10th of the normal working time. The oil fog lubricator is the most common type of lubricator, it supplies a mist of oil to the air hose.



TOOL PRESSURE	AIR CONSUMPTION
91 psi (6 bar)	100 %
101 psi (7 bar)	110 %
116 psi (8 bar)	125 %

DIFFERENT TYPES OF FRL	PORT SIZE IN.	AIR FLOWS AT 6 BARS L/S CFM (L/S)
Small units	1/4	Up to 19 (9)
	3/8	Up to 29.7 (14)
Medium units	1/2	Up to 78.4 (37)
Big units	1	Up to 175.9 (83)

# AIR LINE NETWORK



**NPT**



		TOOL MODEL	INLET	MIN HOSE DIAM	FRL KIT	HOSE KIT	HOSE WHIP	AIR FLEX	CLOSED HOSE REEL KIT	OPEN HOSE REEL KIT
<b>IMPACTS WRENCHES</b>										
	1/4"	CP7721	1/4	3/8	8940168515	6158112150	CA047270	8940171569	8940171994	
	3/8"	CP721/CP724H/CP6300RSR/CP8222/CP8222R/CP6728P05R	1/4	3/8	8940168515	6158112150	CA047270	8940171569	8940171994	
	7/16"	CP82320C	1/4	3/8	8940168515	6158112150	CA047270	8940171569	8940171994	
	1/2"	CP725H/CP8242P/CP8242R/CP8252P/CP8252R/CP9541/CP9542/ CP6500RS/ CP6500SR/CP6738P05R/CP6748EXP11R	1/4	3/8	8940168515	6158112150	CA047270	8940171569	8940171994	
	3/4"	CP8272D/CP9561/CP6768EXP18D/CP6763/CP6060P15H/CP6060P15R	3/8	1/2	8940171945	6158112410	CA049271	8940171571	8940171996	8940172000
	3/4"	CP6763D18D	1/2	5/8	8940168517	6158112680	6158112660	8940171567	8940171998	8940173324
	1"	CP6778EXP18D/CP6773/CP6070P15H	3/8	1/2	8940171945	6158112410	CA049271	8940171571	8940171996	8940172000
	1"	CP6773D18D/CP6910P24/CP6920D24/CP0611RS/CP0611D28H	1/2	5/8	8940168517	6158112680	6158112660	8940171567	8940171998	8940173324
	#5	CP0611RLS/CP0611D28L/CP6120D35L/CP6135D80L	1/2	5/8	8940168517	6158112680	6158112660	8940171567	8940171998	8940173324
	1-1/2"	CP6930D35/CP6120D35H/CP6135D80	1/2	5/8	8940168517	6158112680	6158112660	8940171567	8940171998	8940173324
1-1/2"	CP6130T70	1	3/4							
2-1/2"	CP6130T120	1	3/4							
<b>RATCHETS WRENCHES</b>										
	3/8"	CP7830Q/CP825T/CP828	1/4	3/8	8940168515	6158112150	CA047270	8940171569	8940171994	
	1/2"	CP7830HQ/CP828H	1/4	3/8	8940168515	6158112150	CA047270	8940171569	8940171994	
<b>BLUETORK NUTRUNNERS</b>										
	1"	All CP76xx series	3/8	1/2	8940171945	6158112410	CA049271	8940171571	8940171996	8940172000
	3/4"	CP6613	3/8	1/2	8940171945	6158112410	CA049271	8940171571	8940171996	8940172000
	1"	CP6626/CP6641	3/8	1/2	8940171945	6158112410	CA049271	8940171571	8940171996	8940172000
<b>SCREWDRIVERS</b>										
	Impact	CP2136/CP2141/CP2036/CP2037/CP2041/CP2042	1/4	3/8	8940168515	6158112150	CA047270	8940171569	8940171994	
	Direct & positive	CP2754/CP2755/CP2764/CP2765/CP2780	1/4	3/8	8940168515	6158112150	CA047270	8940171569	8940171994	
	Cushion	PT80/CP781/CP782/CP783/CP2612/CP2623/CP2816/CP2817/CP2828/CP2829	1/4	3/8	8940168515	6158112150	CA047270	8940171569	8940171994	
	Shut-off	CP2003/CP2005/CP2007/CP2008/CP2010/CP2012/2611/CP2621/CP2622	1/4	3/8	8940168515	6158112150	CA047270	8940171569	8940171994	
	Shut-off	CP2003/CP2005/CP2007/CP2008/CP2010		(1/8 BSP)						
	Shut-off	CP2012		(1/4 BSP)	8940168478	6158046290	6158111920	8940171568	8940171995	
<b>GRINDERS</b>										
	High speed & compact die grinders	CP9104Q/CP3000-600/CP91 series/CP875/CP876/CP860 series/CP3000 series/CP3030 series/CP3019 series	1/4	3/8	8940168515	6158112150	CA047270	8940171569	8940171994	
	Die grinders	CP3451 series/CP9113 series	3/8	1/2	8940171945	6158112410	CA049271	8940171571	8940171996	8940172000
	Straight wheel Grinders	CP3109 series/CP3650/CP3119 series/CP3451 series	3/8	1/2	8940171945	6158112410	CA049271	8940171571	8940171996	8940172000
	Straight wheel grinders	CP3249 series	1/2	5/8	8940168517	6158112680	6158112660	8940171567	8940171998	8940173324
	Grinders	CP7500D/CP3019 series/CP912x series/CP854/CP854E/CP75 series	1/4	3/8	8940168515	6158112150	CA047270	8940171569	8940171994	
	Grinders	CP3109/CP3040/CP3450 series/CP3550 Series/CP3650 series/CP657/CP9123	3/8	1/2	8940171945	6158112410	CA049271	8940171571	8940171996	8940172000
	Grinders & Vertical grinders	CP3850/CP3330 series/CP3340 series/CP3349 series	1/2	5/8	8940168517	6158112680	6158112660	8940171567	8940171998	8940173324
<b>SANDERS</b>										
	Pistol	CP3030 series/CP3019/CP7202/CP3070/CP9778	1/4	3/8	8940168515	6158112150	CA047270	8940171569	8940171994	
	Belt Sanders	CP858/CP9779/CP9780/CP5080 series	1/4	3/8	8940168515	6158112150	CA047270	8940171569	8940171994	
	Orbital & other sanders	CP351x series/CP7215 series/CP7225 series/CP7255 series/CP7268/CP7220/ CP7250/CP9534/CP9674/CP7263/CP7264/CP7266/CP7267	1/4	3/8	8940168515	6158112150	CA047270	8940171569	8940171994	
	Angle sanders	CP3650	3/8	1/2	8940171945	6158112410	CA049271	8940171571	8940171996	8940172000
	Angle sanders	CP3850	1/2	5/8	8940168517	6158112680	6158112660	8940171567	8940171998	8940173324
<b>DRILLS</b>										
	Drills	CP1014 series	1/4	3/8	8940168515	6158112150	CA047270	8940171569	8940171994	
	Drills	CP879/CP887/CP1014P05/CP1117P26/CP1117P32/CP1117P60/CP1114R26/ CP1114R40	3/8	1/2	8940171945	6158112410	CA049271	8940171571	8940171996	8940172000
	Drills	CP1117P05/CP1117P09/CP1114R05/CP1114R09/CP785H/CP789HR/CP9789/ CP9791/CP1816/CP1720/CP1820	1/2	5/8	8940168517	6158112680	6158112660	8940171567	8940171998	8940173324
<b>CHIPPING</b>										
	Pens	CP9160/CP9361	1/4	3/8	8940168515	6158112150	CA047270	8940171569	8940171994	
	Needle Scalers	CP7115/CP7125/CP0456/CP7120/BxxM/BxxMV	1/4	3/8	8940168515	6158112150	CA047270	8940171569	8940171994	
	Needle Scalers	CP0951/CP0952/CP9356	3/8	1/2	8940171945	6158112410	CA049271	8940171571	8940171996	8940172000
	Pistol Hammers	CP7111/CP714/CP716/CP717/RA1x/RA2x/BxxB	1/4	3/8	8940168515	6158112150	CA047270	8940171569	8940171994	
	Pistol Hammers	GV5	1/2	5/8	8940168517	6158112680	6158112660	8940171567	8940171998	8940173324
	Other Hammers	B14/B23	1/4	3/8	8940168515	6158112150	CA047270	8940171569	8940171994	
	Chipping hammers	CP93xx series	3/8	1/2	8940171945	6158112410	CA049271	8940171571	8940171996	8940172000
	Scalers	B20	1/4	3/8	8940168515	6158112150	CA047270	8940171569	8940171994	
	Sand Rammers	CP0200B18/CP0200B18L/CP0200B18L-2F	1/4	3/8	8940168515	6158112150	CA047270	8940171569	8940171994	
	Sand Rammers	CP0200B25L/CP0200B32L series	3/8	1/2	8940171945	6158112410	CA049271	8940171571	8940171996	8940172000
	Sand Rammers	CP0200B18-2F/CP0200B18L-2F/CP0200B22L-2F/CP0200B25L-2F/CP0200B25L-2F	1/2	5/8	8940168517	6158112680	6158112660	8940171567	8940171998	8940173324
	<b>SPECIALTY TOOLS</b>									
	Riveters	CP9882/CP9883/CP9884/CP9885	1/4	3/8	8940168515	6158112150	CA047270	8940171569	8940171994	
	Cutting	CP7900/CP7901/CP881/CP861/CP873/CP874/CP9116	1/4	3/8	8940168515	6158112150	CA047270	8940171569	8940171994	
	Others	CP785/CP835/CP9705/CP9710	1/4	3/8	8940168515	6158112150	CA047270	8940171569	8940171994	



BSP



		TOOL MODEL	INLET	MIN HOSE DIAM	FRL KIT	HOSE KIT	HOSE WHIP	AIR FLEX	CLOSED HOSE REEL KIT	OPEN HOSE REEL KIT
<b>IMPACTS WRENCHES</b>										
	1/4"	CP7721	1/4	3/8	8940168478	6158046290	6158111920	8940171568	8940171995	
	3/8"	CP721/CP724H/CP6300RSR/CP8222/CP8222R/CP6728P05R	1/4	3/8	8940168478	6158046290	6158111920	8940171568	8940171995	
	7/16"	CP8232C	1/4	3/8	8940168478	6158046290	6158111920	8940171568	8940171995	
	1/2"	CP726H/CP8242P/CP8242R/CP8252P/CP8252R/CP9541/CP9542/CP6500RS/CP6500RSR/CP6738P05R/CP6748EXP11R	1/4	3/8	8940168478	6158046290	6158111920	8940171568	8940171995	
	3/4"	CP8272D/CP9561/CP6768EXP18D/CP6763/CP6060P15H/CP6060P15R	3/8	1/2	8940171928	6158112390	6158112640	8940171570	8940171997	8940172001
	3/4"	CP6763D18D	1/2	5/8	8940168480	6158112670	6158112650	8940171566	8940171999	8940173325
	1"	CP6778EXP18D/CP6773/CP6070P15H	3/8	1/2	8940171928	6158112390	6158112640	8940171570	8940171997	8940172001
	1"	CP6773D18D/CP6910P24/CP6920D24/CP0611RS/CP0611D28H	1/2	5/8	8940168480	6158112670	6158112650	8940171566	8940171999	8940173325
	#5	CP0611RLS/CP0611D28L/CP6120D35L/CP6135D80L	1/2	5/8	8940168480	6158112670	6158112650	8940171566	8940171999	8940173325
	1-1/2"	CP6930D35/CP6120D35H/CP6135D80	1/2	5/8	8940168480	6158112670	6158112650	8940171566	8940171999	8940173325
1-1/2"	CP6130T70	1	3/4							
2-1/2"	CP6130T120	1	3/4							
<b>RATCHETS WRENCHES</b>										
	3/8"	CP7830Q/CP825T/CP828	1/4	3/8	8940168478	6158046290	6158111920	8940171568	8940171995	
	1/2"	CP7830HQ/CP828H	1/4	3/8	8940168478	6158046290	6158111920	8940171568	8940171995	
<b>BLUETORK NUTRUNNERS</b>										
	1"	All CP76xx series	3/8	1/2	8940171928	6158112390	6158112640	8940171570	8940171997	8940172001
	3/4"	CP6613	3/8	1/2	8940171928	6158112390	6158112640	8940171570	8940171997	8940172001
	1"	CP6626/CP6641	3/8	1/2	8940171928	6158112390	6158112640	8940171570	8940171997	8940172001
<b>SCREWDRIVERS</b>										
	Impact	CP2136/CP2141/CP2036/CP2037/CP2041/CP2042	1/4	3/8	8940168478	6158046290	6158111920	8940171568	8940171995	
	Direct & positive	CP2754/CP2755/CP2764/CP2765/CP2780	1/4	3/8	8940168478	6158046290	6158111920	8940171568	8940171995	
	Cushion	P780/CP781/CP782/CP783/CP2612/CP2623/CP2816/CP2817/CP2828/CP2829	1/4	3/8	8940168478	6158046290	6158111920	8940171568	8940171995	
	Shut-off	CP2003/CP2005/CP2007/CP2008/CP2010/CP2012/2611/CP2621/CP2622	1/4	3/8	8940168478	6158046290	6158111920	8940171568	8940171995	
	Shut-off	CP2003/CP2005/CP2007/CP2008/CP2010		(1/8 BSP)						
	Shut-off	CP2012		(1/4 BSP)	8940168478	6158046290	6158111920	8940171568	8940171995	
<b>GRINDERS</b>										
	High speed & compact die grinders	CP9104Q/CP3000-600/CP91 series/CP875/CP876/CP860 series/CP3000 series/CP3030 series/CP3019 series	1/4	3/8	8940168478	6158046290	6158111920	8940171568	8940171995	
	Die grinders	CP3451 series/CP9113 series	3/8	1/2	8940171928	6158112390	6158112640	8940171570	8940171997	8940172001
	Straight wheel Grinders	CP3109 series/CP3650/CP3119 series/CP3451 series	3/8	1/2	8940171928	6158112390	6158112640	8940171570	8940171997	8940172001
	Straight wheel grinders	CP3249 series	1/2	5/8	8940168480	6158112670	6158112650	8940171566	8940171999	8940173325
	Grinders	CP7500D/CP3019 series/CP912x series/CP854/CP854E/CP75 series	1/4	3/8	8940168478	6158046290	6158111920	8940171568	8940171995	
	Grinders	CP3109/CP3040/CP3450 series/CP3550 Series/CP3650 series/CP657/CP9123	3/8	1/2	8940171928	6158112390	6158112640	8940171570	8940171997	8940172001
	Grinders & Vertical grinders	CP3850/CP3330 series/CP3340 series/CP3349 series	1/2	5/8	8940168480	6158112670	6158112650	8940171566	8940171999	8940173325
<b>SANDERS</b>										
	Pistol	CP3030 series/CP3019/CP7202/CP3070/CP9778	1/4	3/8	8940168478	6158046290	6158111920	8940171568	8940171995	
	Belt Sanders	CP858/CP9779/CP9780/CP5080 series	1/4	3/8	8940168478	6158046290	6158111920	8940171568	8940171995	
	Orbital & other sanders	CP351x series/CP7215 series/CP7225 series/CP7255 series/CP7268/CP7220/CP7250/CP9534/CP9674/CP7263/CP7264/CP7266/CP7267	1/4	3/8	8940168478	6158046290	6158111920	8940171568	8940171995	
	Angle sanders	CP3650	3/8	1/2	8940171928	6158112390	6158112640	8940171570	8940171997	8940172001
	Angle sanders	CP3850/	1/2	5/8	8940168480	6158112670	6158112650	8940171566	8940171999	8940173325
<b>DRILLS</b>										
	Drills	CP1014 series	1/4	3/8	8940168478	6158046290	6158111920	8940171568	8940171995	
	Drills	CP879/CP887/CP1014P05/CP1117P26/CP1117P32/CP1117P60/CP1114R26/CP1114R40	3/8	1/2	8940171928	6158112390	6158112640	8940171570	8940171997	8940172001
	Drills	CP1117P05/CP1117P09/CP1114R05/CP1114R09/CP785H/CP789HR/CP9789/CP9791/CP1816/CP1720/CP1820	1/2	5/8	8940168480	6158112670	6158112650	8940171566	8940171999	8940173325
<b>CHIPPING</b>										
	Pens	CP9160/CP9361	1/4	3/8	8940168478	6158046290	6158111920	8940171568	8940171995	
	Needle Scalers	CP7115/CP7125/CP0456/CP7120/BxxM/BxxMV	1/4	3/8	8940168478	6158046290	6158111920	8940171568	8940171995	
	Needle Scalers	CP0951/CP0952/CP9356	3/8	1/2	8940171928	6158112390	6158112640	8940171570	8940171997	8940172001
	Pistol Hammers	CP7111/CP714/CP716/CP717/RA1x/RA2x/BxxB	1/4	3/8	8940168478	6158046290	6158111920	8940171568	8940171995	
	Pistol Hammers	GV5	1/2	5/8	8940168480	6158112670	6158112650	8940171566	8940171999	8940173325
	Other Hammers	B14/B23	1/4	3/8	8940168478	6158046290	6158111920	8940171568	8940171995	
	Chipping hammers	CP93xx series	3/8	1/2	8940171928	6158112390	6158112640	8940171570	8940171997	8940172001
	Scalers	B20	1/4	3/8	8940168478	6158046290	6158111920	8940171568	8940171995	
	Sand Rammers	CP0200B18/CP0200B18L/CP0200B18L-2F	1/4	3/8	8940168478	6158046290	6158111920	8940171568	8940171995	
	Sand Rammers	CP0200B25L/CP0200B32L series	3/8	1/2	8940171928	6158112390	6158112640	8940171570	8940171997	8940172001
Sand Rammers	CP0200B18-2F/CP0200B18L-2F/CP0200B22-2F/CP0200B25-2F/CP0200B25L-2F	1/2	5/8	8940168480	6158112670	6158112650	8940171566	8940171999	8940173325	
<b>SPECIALTY TOOLS</b>										
	Riveters	CP9882/CP9883/CP9884/CP9885	1/4	3/8	8940168478	6158046290	6158111920	8940171568	8940171995	
	Cutting	CP7900/CP7901/CP881/CP861/CP873/CP874/CP9116	1/4	3/8	8940168478	6158046290	6158111920	8940171568	8940171995	
	Others	CP785/CP835/CP9705/CP9710	1/4	3/8	8940168478	6158046290	6158111920	8940171568	8940171995	

# AIR LINE NETWORK



## FEATURES AND BENEFITS

High air flow capacity: up to 220 cfm (104 l/s) to cover most of the pneumatic tool needs. Available in kits: 1/4", 1/2", 3/4", BSP or NPT, 2 or 3 stages units or individual units. Durable design including quick release bayonet metal bowls for rough working environments.

- (1) Liquid level indicator on the bowls for improved reading.
- (2) Filter with 5µm element pre-installed to optimize the air cleaning and with automatic drain valve.
- (3) Supplied with metal pressure gauge 0-10 bar (0-145 PSI) with metric and imperial scales.

- (4) 145 – 245 PSI (10-17 bar) inlet / outlet max. pressure.
- (5) Micro fog lubricator to optimize the air/oil ratio
- (6) Automatic drain valve
- (7) Manual drain



Max air flow Δ 14.5 PSI (1 bar)

ATTRIBUTES	METALLIC FRL	COMPOSITE FRL
Max air flow	50 l/s	44 l/s
Max pressure	17 bar	15 bar
Oil capacity	201 ml	125 ml
Max size	Up to 3/4 "	Up to 1/2 "
Filter element	5µm	5µm
Level indicators	✓	✗
Drain valve water	Automatic	Semi auto matic
Drain valve oil	Manual	✗
Bowls material	Metallic	Polycarbonate
Solvent resistance	✓	✗
Frame for outdoor use	✓	✗
Structures possible	2 Stage - 3 stage	2 Stage
Main applications	Foundries, shipyards, oil&gas, heavy machinery	Vehicle service, Small industry



FILTER-REGULATOR LUBRICATOR WITH PRESSURE GAUGE (0-150PSI - 0-10 BAR)	THREAD	MAX. AIR FLOW		MAX. PRESSURE Inlet (psi/bar)	OIL CAPACITY		PART NUMBER	
		cfm	l/s		oz	ml	NPT	BSP
METALLIC 2 STAGE	1/4 G	24	11	150/10	3.4	100	894 016 8515	894 016 8478
METALLIC 2 STAGE	1/2 G	110	50	246/17	6.8	201	894 016 8517	894 016 8480
METALLIC 2 STAGE	3/4 G	220	100	246/17	6.8	201	894 016 8519	894 016 8483
METALLIC 3 STAGE	1/4 G	24	11	150/10	3.4	100	894 016 8516	894 016 8479
METALLIC 3 STAGE	1/2 G	110	50	246/17	6.8	201	894 016 8518	894 016 8481
METALLIC 3 STAGE	3/4 G	220	100	246/17	6.8	201	894 016 8520	894 016 8484
COMPOSITE - 2 STAGE	1/4 G	74	34	213/14	4.2	125	894 017 1944	894 017 1927
COMPOSITE - 2 STAGE	3/8 G	76	35	213/14	4.2	125	894 017 1945	894 017 1928
COMPOSITE - 2 STAGE	1/2 G	96	44	213/15	4.2	125	894 017 1946	894 017 1929

Included with the units: Filter 5µm, Pressure gauge 0-150 psi - 0-10 bar, Microfog lubricator, Automatic drain valve



FILTER UNIT	THREAD	PART NUMBER	
		NPT	BSP
1 STAGE	1/4 G	894 016 9091	894 016 9090
1 STAGE	1/2 G	894 016 9099	894 016 9098
1 STAGE	3/4 G	894 016 9107	894 016 9106



LUBRICATOR UNIT	THREAD	PART NUMBER	
		NPT	BSP
1 STAGE	1/4 G	894 016 9095	894 016 9094
1 STAGE	1/2 G	894 016 9103	894 016 9102
1 STAGE	3/4 G	894 016 9111	894 016 9110



REGULATOR UNIT	THREAD	PART NUMBER	
		NPT	BSP
1 STAGE	1/4 G	894 016 9093	894 016 9092
1 STAGE	1/2 G	894 016 9101	894 016 9100
1 STAGE	3/4 G	894 016 9109	894 016 9108



FILTER-REGULATOR	THREAD	PART NUMBER	
		NPT	BSP
1 STAGE	1/4 G	894 016 9097	894 016 9096
1 STAGE	1/2 G	894 016 9105	894 016 9104
1 STAGE	3/4 G	894 016 9113	894 016 9112




PRESSURE GAUGE	SIZE		Ø	MAX PRESSURE	PART NO.
	in.	mm			
1/8" - 0-10	1/8"G	1.57	40	150 PSI (10bar)	894 016 9178
1/8" - 0-10	1/8"NTP	1.57	40	150 PSI (10bar)	894 016 9179
1/8" - 0-10	1/8"G	1.97	50	150 PSI (10bar)	894 016 9180
1/8" - 0-10	1/8"NTP	1.97	50	150 PSI (10bar)	894 016 9181



SPRAY PAINT UNIT	PART NUMBER
Filter 0.01µm	894 017 0472



FRL PORTABLE STAND	PART NUMBER
FRL PORTABLE STAND FOR 1/2" METRIC METALLIC FRL	615 812 0450

Lubrication see page 206 

## THE FLEXIBILITY OF AIR FLEX



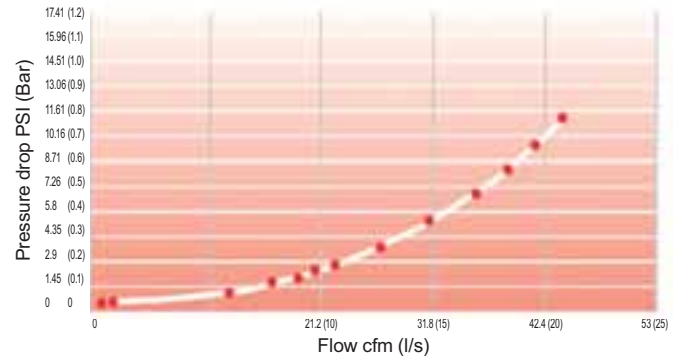
**THE NEW CP AIR FLEX MAKES ALL RIGID HOSES FLEXIBLE AND MULTI-DIRECTIONAL.**

**Easy:** less effort due to hose rigidity, makes work easier in hard to reach areas.

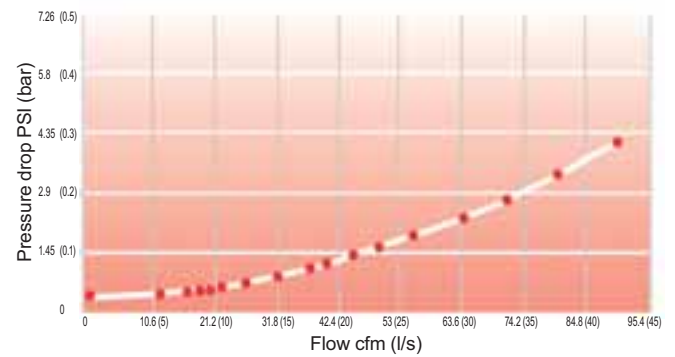
**Less wear:** no more premature hose wear.

**Comfort and safety:** no twisting, the hose remains in the ideal working position.

**Air Flex used at 90 degrees 1/4"**




**Air Flex used at 90 degrees 1/2" or 3/8"**



## CP AIR FLEX RANGE \*



## DIMENSIONS



MODEL	PART NUMBER	MAX RECOMMENDED AIR FLOW		FEMALE INLET	MALE INLET	WEIGHT		LENGTH		OUTSIDE DIAMETER	
		cfm	l/s	in.	in.	lb	g	in.	mm	in.	mm
<b>BSP</b>											
AIR FLEX 1/4"	894 017 1568	25	12	1/4	1/4	0,17	79	2,63	67	0,94	24,0
AIR FLEX 1/4" WITH COVER	894 017 2156	25	12	1/4	1/4	0,17	79	2,63	67	0,94	24,0
AIR FLEX 3/8"	894 017 1570	74	35	3/8	3/8	0,28	126	3,23	82	1,16	29,5
AIR FLEX 1/2"	894 017 1566	74	35	1/2	1/2	0,29	132	3,23	82	1,16	29,5
<b>NPT</b>											
AIR FLEX 1/4"	894 017 1569	25	12	1/4	1/4	0,17	79	2,63	67	0,94	24,0
AIR FLEX 1/4" WITH COVER	894 017 2157	25	12	1/4	1/4	0,17	79	2,63	67	0,94	24,0
AIR FLEX 3/8"	894 017 1571	74	35	3/8	3/8	0,28	126	3,23	82	1,16	29,5
AIR FLEX 3/8" WITH COVER	894 017 3701	74	35	3/8	3/8	0,28	126	3,23	82	1,16	29,5
AIR FLEX 1/2"	894 017 1567	74	35	1/2	1/2	0,29	132	3,23	82	1,16	29,5
AIR FLEX 1/2" HIGH CAPACITY	894 017 5305	110	52	1/2	1/2			4,49	114	1,53	39



\* Not recommended for percussive tools

# AIR LINE NETWORK

## ERGONOMIC FEATURES FOR AN OPTIMAL COMFORT



FOR OPEN HOSE REEL TYPES SEE BELOW CHART



**RATCHET SPRING**  
Provides easy locking and retracting of hose

**SWIVEL-PLATE BRACKET**  
Allows 180° movement for easier hose handling

**MULTI DIRECTIONAL SWIVEL-INLET**  
Easy connection fixed pipes

**MOVABLE RETAINING BALL**  
Allows easy adjustment of leader hose to desired length

## APPLICATIONS



Light and heavy vehicle maintenance



Industrial maintenance and production



Off-road maintenance applications

## CP HOSE REEL SELECTION CRITERIA

- ✓ **First Consider the application and pressure requirements.** NOTE: All our hose reel work at max working pressure 217psi (15bar)
- ✓ **Next determine the ID (Inside diameter) requirement for the hose (TIP: Always check the hose ID recommended for each tool in the catalogue/online catalogue)**
- ✓ **Then select length of the hose reel and material of hose depending on the work environment.**

## IMPROVED DURABILITY



**QUALITY & SAFETY TESTED**  
The most durable hose reel range ever offered by Chicago Pneumatic



**RUBBER PROTECTION**  
Avoids any stress on the crimping



**NEW CRIMPING SYSTEM**  
Maximum quality for maximum robustness



**RATCHET SPRING**  
Outside access for quick and low cost maintenance



**HIGHLY-INCREASED PARTS QUALITY**  
Long-lasting parts Fully repairable



**DRUM SPRING**  
Up to 25000 cycles Superior durability

## CP HOSE REELS RANGE COMPLETE

### HOSE Ø: 5/16" (8 MM)

Working Pressure 217psi / 15bar - Working Temperature - 14°F+140°F /-10°C+60°C

MODEL	PART NUMBER	HOSE Ø INSIDE	HOSE Ø OUTSIDE	HOSE LENGTH	HOSE MATERIAL	INCOMING FITTING	END HOSE FITTING	HOSE REEL MATERIAL	FLUID TYPE	HOSE REEL TYPE
NPT HR8108	894 017 1990	5/16" (8 mm)	1/2" (12mm)	33ft (10m)	PU	1/4" F SWIVELLING	1/4" M FIX	PLASTIC	AIR	CLOSED
BSP HR8108	894 017 1991	5/16" (8 mm)	1/2" (12mm)	33ft (10m)	PU	1/4" F SWIVELLING	1/4" M FIX	PLASTIC	AIR	CLOSED
NPT HR8208	894 017 1994	5/16" (8 mm)	1/2" (12mm)	33ft (10m)	KPU	1/4" F SWIVELLING	1/4" M FIX	ALUMINIUM	AIR/WATER	CLOSED
BSP HR8208	894 017 1995	5/16" (8 mm)	1/2" (12mm)	33ft (10m)	KPU	1/4" F SWIVELLING	1/4" M FIX	ALUMINIUM	AIR/WATER	CLOSED

### HOSE Ø: 3/8" (10 MM)

Working Pressure 217psi / 15bar - Working Temperature - 14°F+140°F /-10°C+60°C

MODEL	PART NUMBER	HOSE Ø INSIDE	HOSE Ø OUTSIDE	HOSE LENGTH	HOSE MATERIAL	INCOMING FITTING	END HOSE FITTING	HOSE REEL MATERIAL	FLUID TYPE	HOSE REEL TYPE
NPT HR8110	894 017 1992	3/8" (10mm)	9/16" (14mm)	52.5ft (16m)	PU	3/8" F SWIVELLING	3/8" M FIX	PLASTIC	AIR	CLOSED
BSP HR8110	894 017 1993	3/8" (10mm)	9/16" (14mm)	52.5ft (16m)	KPU	3/8" F SWIVELLING	3/8" M FIX	PLASTIC	AIR	CLOSED
NPT HR8210	894 017 1996	3/8" (10mm)	9/16" (14mm)	52.5ft (16m)	KPU	3/8" F SWIVELLING	3/8" M FIX	ALUMINIUM	AIR/WATER	CLOSED
BSP HR8210	894 017 1997	3/8" (10mm)	9/16" (14mm)	52.5ft (16m)	KPU	3/8" F SWIVELLING	3/8" M FIX	ALUMINIUM	AIR/WATER	CLOSED
NPT HR9110	894 017 2000	3/8" (10mm)	9/16" (14mm)	65.6ft (20m)	KPU	1/2" F 90° TURN	3/8" M FIX	STEEL STRUCTURE PLASTIC DRUM	AIR/WATER	OPEN
BSP HR9110	894 017 2001	3/8" (10mm)	9/16" (14mm)	65.6ft (20m)	KPU	1/2" F 90° TURN	3/8" M FIX	STEEL STRUCTURE PLASTIC DRUM	AIR/WATER	OPEN

### HOSE Ø: 1/2" (13 MM)

Working Pressure 217psi / 15bar - Working Temperature - 14°F+140°F /-10°C+60°C

MODEL	PART NUMBER	HOSE Ø INSIDE	HOSE Ø OUTSIDE	HOSE LENGTH	HOSE MATERIAL	INCOMING FITTING	END HOSE FITTING	HOSE REEL MATERIAL	FLUID TYPE	HOSE REEL TYPE
NPT HR8113	894 017 1998	1/2" (13mm)	11/16" (17mm)	52.5ft (16m)	KPU	1/2" F SWIVELLING	1/2" M FIX	PLASTIC	AIR	CLOSED
BSP HR8113	894 017 1999	1/2" (13mm)	11/16" (17mm)	52.5ft (16m)	KPU	1/2" F SWIVELLING	1/2" M FIX	PLASTIC	AIR	CLOSED
NPT HR9113	894 017 2002	1/2" (13mm)	11/16" (17mm)	49ft (15m)	KPU	1/2" F 90° TURN	1/2" M FIX	STEEL STRUCTURE PLASTIC DRUM	AIR/WATER	OPEN
BSP HR9113	894 017 2003	1/2" (13mm)	11/16" (17mm)	49ft (15m)	KPU	1/2" F 90° TURN	1/2" M FIX	STEEL STRUCTURE PLASTIC DRUM	AIR/WATER	OPEN
BSP HR 9213	894 017 3324	1/2" (13mm)	13/16" (20.5mm)	49ft (15m)	RUBBER	1/2" F 90° TURN	1/2" M FIX	STEEL STRUCTURE PLASTIC DRUM	AIR/WATER	OPEN
NPT HR9213	894 017 3325	1/2" (13mm)	13/16" (20.5mm)	49ft (15m)	RUBBER	1/2" F 90° TURN	1/2" M FIX	STEEL STRUCTURE PLASTIC DRUM	AIR/WATER	OPEN



CHICAGO PNEUMATIC OFFERS THE HIGHEST QUALITY OF RUBBER AND POLYURETHANE HOSES IN THE INDUSTRIAL LINE TO COVER THE DIFFERENT NEEDS OF APPLICATIONS WITH POWER TOOLS

THE EFFI MAX SERIES IS DESIGNED WITH SPECIAL FEATURES SUCH AS LOW WEIGHT AND FLEXIBILITY, TO MEET THE HIGHEST ERGONOMIC DEMANDS, AS WELL AS ANTISTATIC FOR APPLICATIONS WITH ESD DEMANDS.

## HOSES

### HOSE RECOMMENDATIONS

DESCRIPTION	EFFI MAX	POLYURETHAN	RUBBER
Flexibility	++	++	+
Lightweight	++	++	+
Outdoor	+++	+	+++
Spark resistant	+++	-	+++
Rough environment	+++	++	+++
Antistatic	+++	-	+++
Temperature range	-40 to +194F° -40 to +90°C	-22 to +176F° -30 to +80°C	-40 to +194F° -40 to +90°C



At recommended air flow the pressure drop is 2.9 PSI / 0.2bar with a hose length of 16 ft / 5m.  
Recommendation is to upgrade one size in diameter for every 32.8 ft / 10m of hose length.

### EFFI SERIES

CP EFFI is a unique premium line of hoses designed with special features such as antistatic, extreme low weight, resistance and durability that will help the operator to maximize the tool productivity.

#### EFFI MAX HOSES

Ideal for generic grinding applications

- Extreme low weight
- Antistatic
- Rubber hose
- Soft and flexible
- Welding spatter resistant



DIMENSIONS (IDXOD)		LENGTH		MAX WORKING PRESSURE	AIR FLOW		WEIGHT PER 65.6 FT / 20M		PART NUMBER
in. ID	mm	ft	m	PSI (bar)	cfm	l/s	lb	kg	
3/8	16x22.5	9.8	3	232 (16)	91.1	43	1	0.5	<b>615 813 2080</b>
3/8	9.5x12.5	65.6	20	232 (16)	27.6	13	6.4	2.9	<b>894 016 9921</b>
1/2	13x18.6	65.6	20	232 (16)	44.5	21	8.6	3.9	<b>615 810 9000</b>
5/8	16x22.5	65.6	20	232 (16)	91.1	43	10.6	4.8	<b>615 810 9010</b>
3/4	20x26.1	65.6	20	232 (16)	159	75	11.9	5.4	<b>615 810 9020</b>
1/2	13x18,6	164	50	232 (16)	44.5	21	21.5	9,75	<b>615 813 0680</b>
5/8	16x22,5	164	50	232 (16)	91.1	43	26.5	12	<b>615 813 0690</b>
3/4	20x26,1	164	50	232 (16)	159	75	29.75	13.5	<b>615 813 0700</b>

Standard quality hose in PUR and Rubber will provide the best quality product for the price for optimized work with pneumatic tools.

#### RUBBER HOSES

Ideal for the most demanding tasks in construction, mining, shipyards, foundries etc.

- Durable
- Antistatic
- Grinding and welding spatter resistant



DIMENSIONS (IDXOD)		LENGTH		MAX WORKING PRESSURE	AIR FLOW		WEIGHT PER 98 FT / 30M		PART NUMBER
in. ID	mm	ft	m	PSI (bar)	cfm	l/s	lb	kg	
3/8	10x16	65.6	20	232 (16)	27.5	13	7.9	3.6	<b>615 810 8640</b>
1/2	12.5x19.1	65.6	20	232 (16)	44.5	21	10.4	4.7	<b>615 810 8650</b>
5/8	16x23	65.6	20	232 (16)	91.1	43	13.4	6.1	<b>615 810 8660</b>
3/4	20x26.6	65.6	20	232 (16)	159	75	17.2	7.8	<b>615 810 8680</b>
1	25x34	65.6	20	232 (16)	265	125	26.0	11.8	<b>615 810 8700</b>

#### POLYURETHANE HOSES

Ideal for heavy duty applications for indoor and outdoor use

- Oil resistant
- Flexible
- Long service life
- PVC free: Environment friendly



DIMENSIONS (IDXOD)		LENGTH		MAX WORKING PRESSURE	AIR FLOW		WEIGHT PER 82 FT / 25 M		PART NUMBER
in. ID	mm	ft	m	PSI (bar)	cfm	l/s	lb	kg	
1/4	6.5x10	82	25	290 (20)	8.5	4.0	2.9	1.3	<b>615 804 6230</b>
5/16	8x12	82	25	290 (20)	15.9	7.5	4.8	2.2	<b>615 804 6240</b>
3/8	9.5x13	82	25	232 (16)	27.5	13.0	5.5	2.5	<b>615 804 6250</b>
1/2	13x18	82	25	188 (13)	44.5	21.0	8.8	4.0	<b>615 804 6260</b>



## HOSE KITS



Hose kits are equipped with end thread fittings and available in short length, ready to connect and use.

DIMENSIONS (DXOD)		MALE		LENGTH		PART NUMBER		HOSE MATERIAL
in. ID	mm	in.	ft	m	NPT	BSP		
1/4	6.5x10	1/4	26.2	8	615 811 2130	615 804 6270	PU	
5/16	8x12	1/4	26.2	8	615 811 2140	615 804 6280	PU	
3/8	10x13	1/4	26.2	8	615 811 2150	615 804 6290	PU	
3/8	10x13	3/8	26.2	8	615 811 2400	615 811 2380	PU	
1/2	13x18	1/2	26.2	8	615 811 2160	615 804 6300	PU	
1/2	13x18	3/8	26.2	8	615 811 2410	615 811 2390	PU	
5/8	16x23	1/2	26.2	8	615 811 2680	615 811 2670	Rubber	

## EFFI MAX WHIPS



Always use a hose whip between the tool and the air supply hose. It provides safety and longer tool air inlet life.

HOSE DIAM.		THREAD SIZE		HOSE LENGTH		PART NUMBER	
in.	mm	in.	ft	m	NPT	BSP	
3/8	10	1/4	2.0	0.6	CA047270	615 811 1920	
1/2	13	3/8	2.0	0.6	CA049271	615 811 2640	
1/2	13	1/2	2.0	0.6	CA049270	615 811 1930	
5/8	16	1/2	2.0	0.6	615 811 2660	615 811 2650	

## POLYURETHANE SPIRAL HOSE

Spiral hose are ideal for tools used at varying distances. Vertically or horizontally. Together a balancer and spiral hose configuration, it is a step forward in ergonomics. Equipped with a swivel fitting (except the 11x16), they can be easily connected directly to the tool without hose twist.

- Self retractable
- Light and flexible
- Strong and durable



DIMENSIONS (DXOD)		MALE THREADS	WORKING LENGTH		LENGTH			PART NUMBER	
in. ID	mm				A	B	C	NPT	BSP
		in.	ft	m	in. (mm)	in. (mm)	in. (mm)		
1/4	5x8	1/4	6.6	2	19.7 (500)	6.3 (160)	5.9 (150)		615 804 6310
1/4	5x8	1/4	13.1	4	19.7 (500)	12.6 (320)	5.9 (150)		615 804 6320
1/4	5x8	1/4	19.7	6	19.7 (500)	18.5 (470)	5.9 (150)		615 804 6330
1/4	5x8	1/4	26.2	8	19.7 (500)	24.4 (620)	5.9 (150)		615 804 6340
1/4	6.5x10	1/4	6.6	2	19.7 (500)	5.5 (140)	5.9 (150)	615 810 9670	615 804 6350
1/4	6.5x10	1/4	13.1	4	19.7 (500)	13 (330)	5.9 (150)	615 810 9680	615 804 6360
1/4	6.5x10	1/4	19.7	6	19.7 (500)	20.1 (510)	5.9 (150)	615 810 9690	615 804 6370
1/4	6.5x10	1/4	26.2	8	19.7 (500)	27.6 (700)	5.9 (150)	615 810 9700	615 804 6380
5/16	8x12	3/8	6.6	2	19.7 (500)	5.1 (130)	5.9 (150)	615 810 9710	615 804 6390
5/16	8x12	3/8	13.1	4	19.7 (500)	11.8 (300)	5.9 (150)	615 810 9720	615 804 6400
5/16	8x12	3/8	19.7	6	19.7 (500)	18.1 (460)	5.9 (150)	615 810 9730	615 804 6410
5/16	8x12	3/8	26.2	8	19.7 (500)	24.8 (630)	5.9 (150)	615 810 9740	615 804 6420
7/16	11x16	3/8	6.6	2	19.7 (500)	4.7 (120)	5.9 (150)	615 810 9750	615 804 6430
7/16	11x16	3/8	13.1	4	19.7 (500)	10.6 (270)	5.9 (150)	615 810 9760	615 804 6440
7/16	11x16	3/8	19.7	6	19.7 (500)	16.5 (420)	5.9 (150)	615 810 9770	615 804 6450
7/16	11x16	3/8	26.2	8	19.7 (500)	22.4 (570)	5.9 (150)	615 810 9780	615 804 6460





Chicago Pneumatic offers a wider range of couplings to create the best possible solution together with your Power Tools. The range consists of four types of couplings with different characteristic, all with the focus on quality, ergonomics and performance. To cover most of the global needs Chicago Pneumatic offers three types of nipple profiles, Euro-, ISO 6150B- and the Asian profile. Chicago Pneumatic's Easy Flow coupling is designed to eliminate air restriction which minimize the pressure drop. Thanks to its innovative design, EF is suited for rough environment and is easy and secure to connect and disconnect with a push and bend principle. The safety feature in EF and Safety Couplings are vented versions to minimize the risk of sudden separation of coupling and nipple.

	AIR FLOW	SAFETY FEATURE	ROUGH ENVIRONMENT	DURABILITY	ERGONOMICS
EF	+++	++	++	++	+++
Safety	++	+++	+	+	+
Quick Release	++	-	+	++	+++
Claw	+++	-	+++	+++	-

Max air flow capacity (Delta 7.2 psi / 0.5 bar) - Economical air flow (Delta 2.9 psi (0.2 bar)

## CP FITTINGS ADAPTABILITY

NIPPLE		ISO6105B 6mm	EURO 7.6mm	EURO 10.4mm	ASIA 7.5mm
CEJN	310	X			
	320		X		
	410			X	
TEMA	1300	X			
	1600		X		
	1700			X	
ARO	23-23902	X			
RECTUS	14 - 22	X			
	25 (KA, KB, KD, KE, KL, KS)		X		
	26 (KA, KB, KE)		X		
	27			X	
PREVOST	ARM-ASC-ARC-06 ESC 07	X	X		
LEGRIS	14 - 22	X			
NITTO	25 (KA, KB, KD, KE, KL, KS)		X		
	Hi CUPLA200				X

## EF COUPLING - EURO SERIES: EUROPE

EF COUPLING - EURO 7.6mm / Max air flow capacity 79 cfm / 37.5 l/s (Delta 7.2 psi / 0.5 bar)  
Economical air flow 53 cfm - 25 l/s (Delta 2.9 psi / 0.2 bar)

### NIPPLES EURO 7.6mm



MALE THREAD in.	PART NUMBER BSP
1/4	615 810 5140
3/8	615 810 5150
1/2	615 810 5160

FEMALE THREAD in.	PART NUMBER BSP
1/4	615 810 5170
3/8	615 8105 180
1/2	615 810 5190

HOSE CONNECTION mm	PART NUMBER
6	615 810 5500
8	615 810 5530
10	615 810 5540
13	615 810 5550

MALE THREAD in.	PART NUMBER	
	BSP	NPT
1/4	615 810 5880	615 810 5940
3/8	615 810 5890	615 810 5950
1/2	615 810 5900	615 810 5960

FEMALE THREAD in.	PART NUMBER BSP
1/4	615 810 5910
3/8	615 810 5920
1/2	615 810 5930

HOSE CONNECTION mm	PART NUMBER
6	615 810 6220
8	615 810 6250
10	615 810 6260
13	615 810 6270

EF COUPLING - EURO 10.4mm / Max air flow capacity 153 cfm - 72 l/s (Delta 7.2 psi / 0.5 bar)  
Economical air flow 102 cfm - 48 l/s (Delta 2.9 psi / 0.2 bar)

### NIPPLES EURO 10.4mm

MALE THREAD in.	PART NUMBER BSP
3/8	615 810 6390
1/2	615 810 6400
3/4	615 810 6410

FEMALE THREAD in.	PART NUMBER BSP
3/8	615 810 6420
1/2	615 810 6430
3/4	615 810 6440

HOSE CONNECTION mm	PART NUMBER
10	615 810 6510
13	615 810 6520
16	615 810 6530
19	615 810 6540

MALE THREAD in.	PART NUMBER	
	BSP	NPT
3/8	615 810 6650	615 810 6680
1/2	615 810 6660	615 810 6690
3/4	615 810 6670	615 810 6700

FEMALE THREAD in.	PART NUMBER BSP
3/8	615 810 6710
1/2	615 810 6720
3/4	615 810 6730

HOSE CONNECTION mm	PART NUMBER
10	615 810 6770
13	615 810 6780
16	615 810 6790
19	615 810 6800

# COUPLINGS



## EF COUPLING - ISO 6150B MIL-C4109: NORTH AMERICA, FRANCE, ITALY

EF COUPLING - ISO 6150B 6mm / Max air flow capacity 36 cfm - 16.7 l/s (Delta 7.2 psi / 0.5 bar) Economical air flow 23.3 cfm - 11 l/s (Delta 2.9 psi / 0.2 bar) NIPPLES ISO 6150B 6 mm



MALE THREAD in.	PART NUMBER	
	NPT	BSP
1/4	615 810 4850	615 810 4790
3/8	615 810 4860	615 810 4800
1/2	615 810 4870	615 810 4810



FEMALE THREAD in.	PART NUMBER	
	NPT	BSP
1/4	615 810 4880	615 810 4820
3/8	615 810 4890	615 810 4830



HOSE CONNECTION mm	PART NUMBER
6	615 810 5300
8	615 810 5310
10	615 810 5320
13	615 810 5330



MALE THREAD in.	PART NUMBER	
	NPT	BSP
1/4	615 810 5620	615 810 5560
3/8	615 810 5630	615 810 5570
1/2	615 810 5640	615 810 5580



FEMALE THREAD in.	PART NUMBER	
	NPT	BSP
1/4	615 810 5650	615 810 5590
3/8	615 810 5660	615 810 5600
1/2	615 810 5670	615 810 5610



HOSE CONNECTION mm	PART NUMBER
6	615 810 6040
8	615 810 6050
10	615 810 6060
13	615 810 6070

EF COUPLING - ISO 6150B 8mm / Max air flow capacity 91 cfm - 43 l/s (Delta 7.2 psi / 0.5 bar) Economical air flow 57 cfm - 27 l/s (Delta 2.9 psi / 0.2 bar) NIPPLES ISO 6150B 8mm



MALE THREAD in.	PART NUMBER	
	NPT	BSP
1/4	615 810 4980	615 810 4920
3/8	615 810 4990	615 810 4930
1/2	615 810 5000	615 810 4940



FEMALE THREAD in.	PART NUMBER	
	NPT	BSP
1/4	615 810 5010	615 810 4950
3/8	615 810 5020	615 810 4960
1/2	615 810 5030	615 810 4970



HOSE CONNECTION mm	PART NUMBER
8	615 810 5380
10	615 810 5390
13	615 810 5400
16	615 810 5410



MALE THREAD in.	PART NUMBER	
	NPT	BSP
1/4	615 810 5740	615 810 5680
3/8	615 810 5750	615 810 5690
1/2	615 810 5760	615 810 5700



FEMALE THREAD in.	PART NUMBER	
	NPT	BSP
1/4	615 810 5770	615 810 5710
3/8	615 810 5780	615 810 5720
1/2	615 810 5790	615 810 5730



HOSE CONNECTION mm	PART NUMBER
8	615 810 6110
10	615 810 6120
13	615 810 6130
16	615 811 1330

EF COUPLING - ISO6150B 11mm / Max air flow capacity 162 cfm - 76.5 l/s (Delta 7.2 psi / 0.5 bar) Economical air flow 110 cfm - 52 l/s (Delta 2.9 psi / 0.2 bar) NIPPLES ISO 6150B 11mm



MALE THREAD in.	PART NUMBER	
	NPT	BSP
3/8	615 810 5090	615 810 5050
1/2	615 810 5100	615 810 5060
3/4	615 810 6350	615 810 6340



FEMALE THREAD in.	PART NUMBER	
	NPT	BSP
3/8	615 810 5110	615 810 5070
1/2	615 810 5120	615 810 5080
3/4	615 810 6370	615 810 6360



HOSE CONNECTION mm	PART NUMBER
10	615 810 5460
13	615 810 5470
16	615 810 5480
19	615 810 5490



MALE THREAD in.	PART NUMBER	
	NPT	BSP
3/8	615 810 5840	615 810 5800
1/2	615 810 5850	615 810 5810
3/4	615 810 6920	615 810 6910



FEMALE THREAD in.	PART NUMBER	
	NPT	BSP
3/8	615 810 5860	615 810 5820
1/2	615 810 5870	615 810 5830
3/4	615 810 6940	615 810 6930



HOSE CONNECTION mm	PART NUMBER
10	615 810 6180
13	615 810 6190
16	615 810 6200
19	615 810 6210



## EF COUPLING - ASIA 7.5MM: JAPAN, CHINA, INDIA

EF COUPLING - ASIA 7.5mm / Max air flow capacity 72 cfm - 34 l/s (Delta 7.2 psi / 0.5 bar) NIPPLES ASIA 7.5mm  
 Economical air flow 48.7 cfm - 23 l/s (Delta 2.9 psi (0.2 bar))



MALE THREAD in.	PART NUMBER R
1/4	<b>615 810 6560</b>
3/8	<b>615 810 6570</b>
1/2	<b>615 810 6580</b>



FEMALE THREAD in.	PART NUMBER R
1/4	<b>615 810 6590</b>
3/8	<b>615 810 6600</b>
1/2	<b>615 810 6610</b>



HOSE CONNECTION mm	PART NUMBER
6	<b>615 810 8710</b>
8	<b>615 810 6620</b>
10	<b>615 810 6630</b>
13	<b>615 810 6640</b>



MALE THREAD in.	PART NUMBER R
1/4	<b>615 810 6810</b>
3/8	<b>615 810 6820</b>
1/2	<b>615 810 6830</b>



FEMALE THREAD in.	PART NUMBER R
1/4	<b>615 810 6840</b>
3/8	<b>615 810 6850</b>
1/2	<b>615 810 6870</b>



HOSE CONNECTION mm	PART NUMBER
6	<b>615 810 6970</b>
8	<b>615 810 6880</b>
10	<b>615 810 6890</b>
13	<b>615 810 6900</b>

## SAFETY COUPLINGS

EURO 7.6mm / Max air flow capacity 72 cfm - 34 l/s (Delta 7.2 psi / 0.5 bar)  
 Economical air flow 47 cfm - 22 l/s (Delta 2.9 psi (0.2 bar))



HOSE CONNECTION	PART NUMBER BSP
6	<b>615 811 1660</b>
8	<b>615 811 1670</b>
10	<b>615 811 1680</b>
12,5	<b>615 811 1690</b>



MALE THREAD in.	PART NUMBER BSP
1/4	<b>615 811 1700</b>
3/8	<b>615 811 1710</b>
1/2	<b>615 811 1720</b>



FEMALE THREAD in.	PART NUMBER BSP
1/4	<b>615 811 1740</b>
3/8	<b>615 811 1750</b>
1/2	<b>615 811 1760</b>

Nipples Euro  
7.6mm  
see page 201



EURO 10.4mm / Max air flow capacity 134 cfm - 62 l/s (Delta 7.2 psi / 0.5 bar)  
 Economical air flow 86.2 cfm - 40.7 l/s (Delta 2.9 psi (0.2 bar))



HOSE CONNECTION	PART NUMBER BSP
10	<b>615 811 1840</b>
13	<b>615 811 1850</b>
16	<b>615 811 1860</b>



MALE THREAD in.	PART NUMBER BSP
1/4	<b>615 811 1870</b>
3/8	<b>615 811 1880</b>
1/2	<b>615 811 1890</b>



FEMALE THREAD in.	PART NUMBER BSP
1/2	<b>615 811 1900</b>

Nipples Euro  
10.4mm  
see page 201



## CLAW COUPLINGS

Economical air flow 593 cfm - 280 l/s



MALE THREAD	PART NUMBER	
	NPT	BSP
3/8"	<b>615 810 9070</b>	<b>615 810 9030</b>
1/2"	<b>615 810 9080</b>	<b>615 810 9040</b>
3/4"	<b>615 810 9090</b>	<b>615 810 9050</b>
1"	<b>615 810 9100</b>	<b>615 810 9060</b>



FEMALE THREAD	PART NUMBER	
	NPT	BSP
3/8"	<b>615 810 9150</b>	<b>615 810 9110</b>
1/2"	<b>615 810 9160</b>	<b>615 810 9120</b>
3/4"	<b>615 810 9170</b>	<b>615 810 9130</b>
1"	<b>615 810 9180</b>	<b>615 810 9140</b>



HOSE CONNECTION	PART NUMBER	
	US Universal	DIN Standard 3489
1/4" (6.5mm)	-	<b>615 810 9190</b>
3/8" (10mm)	<b>615 810 9270</b>	<b>615 810 9200</b>
1/2" (13mm)	<b>615 810 9280</b>	<b>615 810 9210</b>
5/8" (16mm)	-	<b>615 810 9220</b>
3/4" (19mm)	<b>615 810 9290</b>	<b>615 810 9230</b>
1" (25.4mm)	<b>615 810 9300</b>	<b>615 810 9240</b>

# COUPLINGS



## QUICK RELEASE COUPLINGS - EURO SERIES: EUROPE

EURO 7.6mm / Max air flow capacity 72 cfm - 34 l/s (Delta 7.2 psi / 0.5 bar)

Economical air flow 40 cfm - 19 l/s (Delta 2.9 psi / 0.2 bar)

MALE THREAD in.	PART NUMBER BSP
1/4	<b>615 811 0720</b>
3/8	<b>615 811 0730</b>
1/2	<b>615 811 0740</b>

FEMALE THREAD in.	PART NUMBER BSP
1/4	<b>615 811 0750</b>
3/8	<b>615 811 0760</b>
1/2	<b>615 811 0770</b>

HOSE CONNECTION mm	PART NUMBER HOSE
6	<b>615 811 0780</b>
8	<b>615 811 0790</b>
10	<b>615 811 0800</b>
13	<b>615 811 0810</b>

Nipples Euro  
7.6mm  
see page 201



EURO 10.4mm / Max air flow capacity 121 cfm - 57 l/s (Delta 7.2 psi / 0.5 bar)

Economical air flow 78 cfm - 37 l/s (Delta 2.9 psi / 0.2 bar)

MALE THREAD in.	PART NUMBER BSP
3/8	<b>615 811 0820</b>
1/2	<b>615 811 0830</b>
3/4	<b>615 811 0840</b>

FEMALE THREAD in.	PART NUMBER BSP
3/8	<b>615 811 0850</b>
1/2	<b>615 811 0860</b>
3/4	<b>615 811 0870</b>

HOSE CONNECTION mm	PART NUMBER HOSE
10	<b>615 811 0880</b>
13	<b>615 811 0890</b>
16	<b>615 811 0900</b>
19	<b>615 811 0910</b>

Nipples Euro  
10.4mm  
see page 201



## QUICK RELEASE COUPLINGS - ISO 6150B MIL-C4109: NORTH AMERICA, FRANCE, ITALY

ISO 6150B 6mm / Max air flow capacity 32 cfm - 15 l/s (Delta 7.2 psi / 0.5 bar)

Economical air flow 23.3 cfm - 11 l/s (Delta 2.9 psi / 0.2 bar)

MALE THREAD in.	PART NUMBER NPT
1/4	<b>615 811 0420</b>
3/8	<b>615 811 0430</b>
1/2	<b>615 811 0440</b>

FEMALE THREAD in.	PART NUMBER NPT
1/4	<b>615 811 0450</b>
3/8	<b>615 811 0460</b>
1/2	<b>615 811 0470</b>

HOSE CONNECTION mm	PART NUMBER
6	<b>615 811 0480</b>
8	<b>615 811 0490</b>
10	<b>615 811 0500</b>
13	<b>615 811 0510</b>

Nipples ISO 6150B  
6mm  
see page 202



ISO 6150B 8mm / Max air flow capacity 63 cfm - 30 l/s (Delta 7.2 psi / 0.5 bar)

Economical air flow 42 cfm - 20 l/s (Delta 2.9 psi / 0.2 bar)

MALE THREAD in.	PART NUMBER NPT
1/4	<b>615 811 0520</b>
3/8	<b>615 811 0530</b>
1/2	<b>615 811 0540</b>

FEMALE THREAD in.	PART NUMBER NPT
1/4	<b>615 811 0550</b>
3/8	<b>615 811 0560</b>
1/2	<b>615 811 0570</b>

HOSE CONNECTION mm	PART NUMBER
6	<b>615 811 0580</b>
8	<b>615 811 0590</b>
10	<b>615 811 0600</b>
13	<b>615 811 0610</b>

Nipples ISO 6150B  
8mm  
see page 202



ISO 6150B 11mm / Max air flow capacity 127 cfm - 60 l/s (Delta 7.2 psi / 0.5 bar)

Economical air flow 85 cfm - 40 l/s (Delta 2.9 psi / 0.2 bar)

MALE THREAD in.	PART NUMBER NPT
3/8	<b>615 811 0620</b>
1/2	<b>615 811 0630</b>
3/4	<b>615 811 0640</b>

FEMALE THREAD in.	PART NUMBER NPT
3/8	<b>615 811 0650</b>
1/2	<b>615 811 0660</b>
3/4	<b>615 811 0670</b>

HOSE CONNECTION mm	PART NUMBER
10	<b>615 811 0680</b>
13	<b>615 811 0690</b>
16	<b>615 811 0700</b>
19	<b>615 811 0710</b>

Nipples ISO 6150B  
11mm  
see page 202



## QUICK RELEASE COUPLINGS - ASIA 7.5MM: JAPAN, CHINA, INDIA

ASIA 7.5mm / Max air flow capacity 36 cfm - 17 l/s (Delta 7.2 psi / 0.5 bar)

Economical air flow 23.3 cfm - 11 l/s (Delta 2.9 psi / 0.2 bar)

MALE THREAD in.	PART NUMBER R
3/8	<b>615 811 0320</b>
1/2	<b>615 811 0330</b>
3/4	<b>615 811 0340</b>

FEMALE THREAD in.	PART NUMBER R
3/8	<b>615 811 0350</b>
1/2	<b>615 811 0360</b>
3/4	<b>615 811 0370</b>

HOSE CONNECTION mm	PART NUMBER
6	<b>615 811 0380</b>
8	<b>615 811 0390</b>
10	<b>615 811 0400</b>
13	<b>615 811 0410</b>

Nipples ASIA  
7.5mm  
see page 203



## CLAMPS



### SIMPLE PRESSURE CLAMPS (TO BE USED WITH PLYERS)



DESCRIPTION		FOR EFFI		FOR PVC		PART NUMBER
in.	mm	ID in.	IDxOD mm	ID in.	IDxOD mm	
0.204-0.244	5.2-6.2	-	-	-	-	615 810 9790
0.232-0.276	5.9-7.0	-	-	-	-	615 810 9800
0.276-0.334	7.0-8.5	-	-	1/8	3x7	615 810 9810
0.334-0.393	8.5-10	1/4	6x9	3/16	5x9	615 810 9820
0.386-0.464	9.8-11.8	5/16	8x10	1/4	6x11	615 810 9830
0.445-0.523	11.3-13.3	5/16	8x12	5/16	8x12	615 810 9840
0.504-0.583	12.8-14.8	3/8	10x13 / 10x14	3/8	9.5x13 / 10x14	615 810 9850
0.575-0.661	14.6-16.8	1/2	13x16.5	3/8	10x16	615 810 9860
0.650-0.740	16.5-18.8	1/2	13x18	1/2	13x18	615 810 9870
0.709-0.799	18.0-20.3	1/2	13x18.6	1/2	12.5x19	615 810 9880
0.795-0.898	20.2-22.8	5/8	16x21	5/8	16x22	615 810 9890
0.866-0.976	22.0-24.8	3/8	16x22.5	5/8	16x23	615 810 9900
0.917-1.035	23.3-26.3	3/4	20x24	-	-	615 810 9910
1.043-1.181	26.5-30.0	-	-	3/4	20x26.6	615 810 9920
1.173-1.303	29.8-33.1	1	25x31	1	25x32	615 810 9930

### PRESSURE CLAMP WITH SCREW



DESCRIPTION		FOR EFFI	FOR PVC RUBBER & POLYURETHANE	PART NUMBER
in.	mm	ID in.	ID in.	
0.31-0.55	8-14	1/4-5/16	1/8-1/4-5/16	615 804 6730
0.43-0.67	11-17	3/8	3/8	615 804 6740
0.51-0.79	13-20	1/2	1/2	615 804 6750
0.59-0.94	15-24	-	-	615 804 6760
0.75-1.10	19-28	5/8	5/8	615 804 6770
0.87-1.26	22-32	3/4	3/4	615 804 6780
1.02-1.50	26-38	-	-	615 810 9940
1.26-1.73	32-44	1	1	615 810 9950
1.50-1.97	38-50	-	-	615 810 9960
1.97-2.56	50-65	-	-	615 810 9970

### HEAVY DUTY PRESSURE CLAMP FOR RUBBER



DESCRIPTION		FOR EFFI MAX	FOR RUBBER	PART NUMBER
in.	mm	ID in.	ID in.	
0.87-0.98	22-25	5/8	5/8	615 811 0050
0.98-1.10	25-28	3/4	3/4	615 811 0060
1.14-1.26	29-32	-	-	615 811 0070
1.34-1.50	34-38	-	1	615 811 0080

## PERFECT PACK

### PERFECT PACK CONTENT



### PERFECT PACK PART NUMBER 615 812 0120

ITEM INCLUDED	SPECIFICATIONS	PART NO.
Airflex	1/2" NPT	894 017 1567
Whip 1/2" NPT	1/2" NPT	CA049270
Nipple ISO6150B	11 mm 1/2" Fem	615 810 5870
EF Coupling ISO6150B	11 mm Hose Con. 16 mm	615 810 5480
Effi Max Hose	5/8" (16mm) - 20 m	615 810 9010
Pressure Clamp HD x2	For rubber 22-25 mm	615 811 0050
Nipple ISO6150B	11 mm Hose Con. 16 mm	615 810 6200
EF Coupling ISO6150B	11 mm 1/2" Male	615 810 5100
FRL	2 stages 1/2" NPT	894 016 8517
FRL Stand	For 1/2" metallic FRL	615 812 0450
Oil Bottle	ProtectoLub 120 ml	CA149661
Gloves	XL size	894 015 8619



ALWAYS GET THE BEST CONDITIONS FOR YOUR APPLICATIONS

- ▶ SUFFICIENT PRESSURE
- ▶ CONSTANT AIRFLOW
- ▶ PROPER COUPLINGS AND NIPPLES
- ▶ CORRECT CONNECTION TO THE TOOL  
(AS RECOMMENDED IN THE OPERATOR MANUAL)
- ▶ BETTER ERGONOMICS

# CONNECTING ACCESSORIES



## LUBRICATION

### OIL PROTECTO-LUBE



DESCRIPTION	PART NUMBER
Oil for cleaning motor parts (0.12L)	<b>CA149661</b>
Oil for cleaning motor parts (0.59L)	<b>CA000046</b>
Oil for air lubrication (3.8L)	<b>P089507</b>

### CP CLUTCH GREASE



DESCRIPTION	PART NUMBER
Clutch Grease Tube (100g) Air Tool Oil	<b>894 015 8455</b>
Clutch Grease Cartridge (400g)	<b>894 015 8456</b>

### GREASE GUN



DESCRIPTION	MODEL NUMBER
Grease gun	<b>C098689</b>

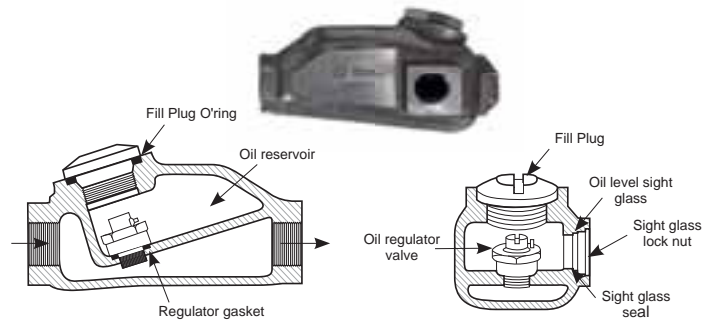
### MINI OILER



DESCRIPTION	PART NUMBER
THREAD 1/4" NPT	<b>205 052 4123</b>
THREAD 3/8" NPT	<b>205 052 4293</b>

### INLINE OILERS

MODEL NUMBER	CAPACITY	THREAD SIZE	MAXIMUM WORKING PRESSURE
<b>615 812 0480</b>	30 ml	1/4" BSP	34.0 bar (500psi)
<b>615 812 0490</b>	40 ml	1/2" BSP	34.0 bar (500psi)
<b>615 812 0500</b>	110 ml	3/4" BSP	18.0 bar (260psi)



## OTHER ACCESSORIES

### AIR FLOW REGULATOR



DESCRIPTION	PART NUMBER
Economic flow regulator 1/4" NPT	<b>LC121737</b>
Heavy-duty flow regulator 1/4" NPT	<b>CA085203</b>

### BLOW GUN



DESCRIPTION	PART NUMBER
Blow gun standard	<b>615 811 2690</b>
Blow gun standard silencer	<b>615 811 2700</b>
Blow gun extended nozzle	<b>615 811 2710</b>
Blow gun extended nozzle silencer	<b>615 811 2720</b>

All models: Air inlet 1/4" BSP

### BALL VALVES

Suitable for air, water and many other liquids and gases.



DESCRIPTION	FEMALE THREAD	PART NUMBER	
	in.	NPT	BSP
CP BAL 08	1/4	<b>615 810 9490</b>	<b>615 810 9410</b>
CP BAL 10	3/8	<b>615 810 9500</b>	<b>615 810 9420</b>
CP BAL 15	1/2	<b>615 810 9510</b>	<b>615 810 9430</b>
CP BAL 20	3/4	<b>615 810 9520</b>	<b>615 810 9440</b>
CP BAL 25	1	<b>615 810 9530</b>	<b>615 810 9450</b>
CP BAL 32	1-1/4	-	<b>615 810 9460</b>
CP BAL 40	1-1/2	-	<b>615 810 9470</b>
CP BAL 50	2	-	<b>615 810 9480</b>

### 360° SWIVEL AIR INLET

Aimed to improve the working ergonomcy, Air flex connectors can rotate 360° eliminating efforts when working in cramped spaces



	PART NUMBER
Swivel	<b>894 015 8412</b>

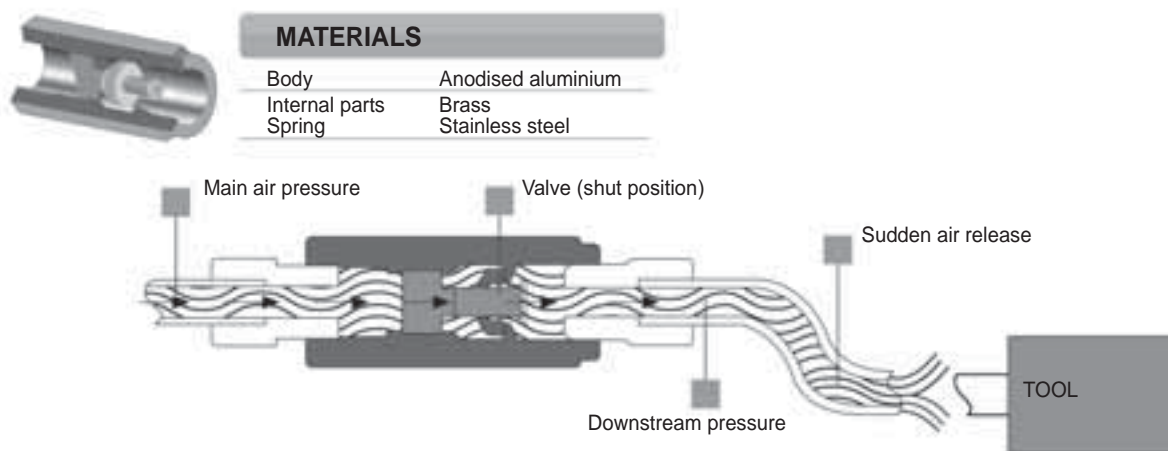
\* Air Inlet: 1/4" BSP

## AIR FUSES

When a fitting comes loose or detached from a pressurized hose or the hose is damaged, the line pressure may cause hose whip. This dangerous situation can easily cause injury, and damage.

Fuses are used to reduce the likelihood of potentially dangerous hose whip. Air Fuses are designed to quickly shut off the supply air and reset automatically when the back pressure in the line downstream is restored.

Air Fuses help to meet OSHA requirement 1926.302 (USA) and may eliminate the need for restraining or shielding hose, as required by European Standard EN983.



- Reduces risk of hose whip, helping to protect personnel
- Simple and reliable design
- High life expectancy
- Aluminum anodised body for high corrosion resistance
- Auto-Reset to restart downstream activity with the minimum downtime

PORT SIZE	PRESSURE DROP AT SHUT OFF FLOW		SHUT OFF FLOW RATE AT 7 BAR		TOOL MAXIMUM AIR FLOW		FOR FLOW RATES	PART NUMBER	
	bar	psi	l/s	cfm	l/s	cfm		in.	BSP
1/4"	0.14	2.03	7.8	16.4	5.0	10.5	Low	615 811 2420	
1/4"	0.30	4.35	13.0	27.3	10.0	21.0	High		615 811 2460
3/8"	0.14	2.03	18.0	37.8	10.0	21.0	Low	110422	
3/8"	0.30	4.35	32.0	67.2	25.0	52.5	High	110432	615 811 2480
1/2"	0.30	4.35	45.0	94.5	35.0	73.5	High	110442	
3/4"	0.30	4.35	75.0	157.5	60.0	126.0	High	615 811 2430	
1"	0.30	4.35	86.0	180.6	70.0	147.0	High	615 811 2440	

## TEST EQUIPMENT

### AIR TOOL SIMULATOR



DESCRIPTION	PART NUMBER
Air tool simulator	615 811 0090

To check whether the pressure or air flow is sufficient. The air tool simulator will be connected instead of the pneumatic tool. Supplied with different connections.

# BALANCERS

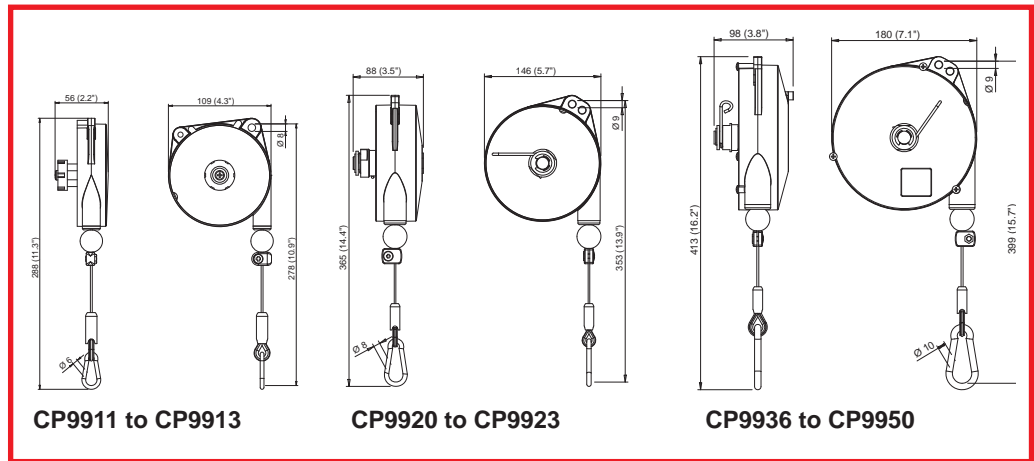
## BALANCERS - CP9911 TO CP9950

The CP balancers are premium quality products developed to take the weight of the tool away from the operator's arm. They eliminate stress and fatigue and help improve productivity. Ideally suited for heavy tools and/or repetitive tasks.



### Spring retractor:

- Cylindrical shape
- Automatic load retraction
- Working area remains free
- Cable made of stainless steel
- Aluminium housing
- 5.2 to 8.2 ft (1,600 to 2,500 mm) cable stroke



MODEL	LOAD RANGE		STROKE		NET WEIGHT		PART NUMBER
	lb.	kg	ft	mm	lb.	kg	
LIGHT DUTY BALANCERS							
CP9911	0.8-2.2	0.4-1	5.2	1,600	1.3	0.6	894 109 9110
CP9912	2.2-4.4	1-2	5.2	1,600	1.3	0.6	894 109 9120
CP9913	4.4-6.6	2-3	5.2	1,600	1.5	0.7	894 109 9130
MEDIUM DUTY BALANCERS							
CP9920	2.2-5.5	1-2.5	6.5	2,000	4.4	2.0	894 109 9200
CP9921	4.4-8.8	2-4	6.5	2,000	4.4	2.0	894 109 9210
CP9922	8.8-13.2	4-6	6.5	2,000	5.1	2.3	894 109 9220
CP9923	13.2-17.6	6-8	6.5	2,000	5.5	2.5	894 109 9230
MEDIUM DUTY BALANCERS							
CP9936	4.4-8.8	2-4	8.2	2,500	6.4	2.9	894 109 9360
CP9937	8.8-13.2	4-6	8.2	2,500	7.1	3.2	894 109 9370
CP9938	13.2-17.6	6-8	8.2	2,500	7.7	3.5	894 109 9380
CP9939	17.6-22.0	8-10	8.2	2,500	8.2	3.7	894 109 9390
CP9940	22.0-30.8	10-14	8.2	2,500	8.8	4.0	894 109 9400
CP9946 *	4.4-8.8	2-4	8.2	2,500	6.6	3.0	894 109 9460
CP9947 *	8.8-13.2	4-6	8.2	2,500	7.3	3.3	894 109 9470
CP9948 *	13.2-17.6	6-8	8.2	2,500	7.9	3.6	894 109 9480
CP9949 *	17.6-22.0	8-10	8.2	2,500	8.4	3.8	894 109 9490
CP9950 *	22.0-30.8	10-14	8.2	2,500	8.8	4.0	894 109 9500

\* Equipped with a stroke locking device

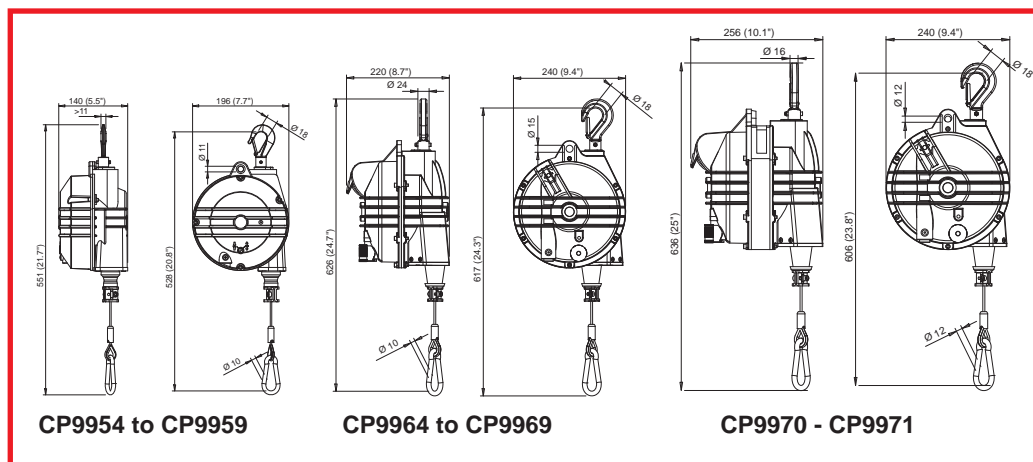


BALANCERS - CP9954 TO CP9971



**Reaction free:**

- Conical shape
- Constant retracting force
- Holds the selected height
- Cable made of stainless steel
- Aluminium housing
- 6.5 ft (2,000 mm) cable stroke



MODEL	LOAD RANGE		STROKE		NET WEIGHT		PART NUMBER
	lb.	kg	ft	mm	lb.	kg	
MEDIUM DUTY TO HEAVY DUTY BALANCERS							
CP9954	8.8-15.4	4-7	6.5	2,000	11.0	5.0	894 109 9540
CP9955	15.4-22.0	7-10	6.5	2,000	12.1	5.5	894 109 9550
CP9956	22.0-30.8	10-14	6.5	2,000	12.1	5.5	894 109 9560
CP9957	30.8-39.7	14-18	6.5	2,000	14.3	6.5	894 109 9570
CP9958	39.7-48.5	18-22	6.5	2,000	13.2	6.0	894 109 9580
CP9959	48.5-55.1	22-25	6.5	2,000	14.6	6.6	894 109 9590
HEAVY DUTY BALANCERS							
CP9964	55.1-66.1	25-30	6.5	2,000	25.4	11.5	894 109 9640
CP9965	66.1-77.2	30-35	6.5	2,000	26.0	11.8	894 109 9650
CP9966	77.2-99.2	35-45	6.5	2,000	27.3	12.4	894 109 9660
CP9967	99.2-121.2	45-55	6.5	2,000	27.6	12.5	894 109 9670
CP9968	121.2-143.3	55-65	6.5	2,000	30.0	13.6	894 109 9680
CP9969	143.3-165.3	65-75	6.5	2,000	32.0	14.5	894 109 9690
SUPER HEAVY DUTY BALANCERS							
CP9970	165.3-198.4	75-90	6.5	2,000	38.1	17.3	894 109 9700
CP9971	198.4-231.5	90-105	6.5	2,000	39.7	18.0	894 109 9710



## The right compressed air solution

From raw material work to production lines, Chicago Pneumatic compressors keep you productive at all times.

Chicago Pneumatic is the perfect partner for your industrial processes. Our extended portfolio includes rotary screw compressors, piston compressors, quality air solution products and parts & services. The complete range of products excels in solidity and robustness ensuring quality and reliability. All CP products are designed and built to deliver the performance that will increase your productivity, always pushing for the best outcome possible.

With Chicago Pneumatic compressors, optimal performance and efficiency become a given, meeting the compressed air needs of professionals around the globe.



**To get more details about the CP compressor offer in your country, please contact your closest distributor on our website:**  
[www.cp.com](http://www.cp.com)



## Inverter-driven compressor technology for lower energy consumption

Energy takes up about 70% of the total operating cost of your compressor over a 5-year period. That is why Chicago Pneumatic R&D focuses on energy savings. Inverter-driven compressors can cut the energy bill of your compressed air installation by up to 30%.

### Inverter-driven compressors reduce energy consumption through:

- Air end: energy optimization throughout the speed range
- Inverter: perfect match of air demand and air supply, no unload losses
- Drive train: direct transmission engineered for longer bearing lifetime
- Controller: intelligent energy saving features with optimum zone control and integrated sequencer (up to 6 compressors)



# COMPRESSORS

## The 10 things you should consider when buying a compressor



21 CFM  
(10 l/s)

36-39 CFM  
(17.8-18.2 l/s)



53-137 CFM  
(25,0 - 64,7 l/s)



150 - 271 CFM  
(70,8 - 127,9 l/s)



When you consider buying a compressor, the offer is wide and can appear quite complex. Here are 10 basic rules to help you finding the compressor that suits your needs.

### 1. Determine your type of use: DIY, professional or industrial

You just occasionally fix small things at home? Or you rather need continuous air flow to keep different applications ruling in your factory?

### 2. Define the tools you will work with to define the total Free Air Delivery requirements (FAD). FAD is often expressed in CFM (cubic feet per meter) or l/m (liter per minute)

Blowing up your mountain bike tires requires much less air flow and pressure than working with a professional spray gun. To select the right compressor, you need to know the total CFM of all your individual air applications. Add an additional margin of 25% to cover inefficiencies in your network and future growth. FAD is the most important selection criterium.

$$\text{required CFM} = (\text{CFM tool 1} + \text{CFM tool 2} + \text{CFM tool n}) + 25\% \text{ of total CFM}$$

### 3. Define your frequency of use: occasional – intermittent – frequent

Piston compressor technology is suitable for many occasional and intermittent users. Frequent users will benefit from cast iron piston and screw compressor technology.

### 4. Define the spacing requirements of your machine: fixed, moveable, remote device and horizontal or vertical vessel

For easy moving around your compressor, look for comfortable handles and wheels. For remote service, consider an engine driven compressor. Always on the same spot? Go for comfort vibration dampers and a wide stable base. If you have reduced workspace, consider a vertical vessel.

## 5. Define the comfort you need in terms of noise level

With a separate compressor room and an air network, there are less requirements considering the compressor noise level. If you want to position your device close to your working area, silenced compressors are ideal for you.

## 6. Define your electrical requirements

Check if you need a 1 phase or 3 phase compressor. When you have variable flow requirements and more than 5 minutes load, consider a frequency driven compressor. Most of the time, your air consumption will not be constant, so you can gain a lot on energy efficiency.

## 7. Define your vessel size

For an average use of your selected compressor type, the standard proposed vessel size suits the needs, as compressor design is based on years of experience.

## 8. Define the accessories you need

You have delicate air equipment or care extra about the environment, so you need special clean or dry air? Quality Air solutions like dryers and filters exist in many forms, separate or integrated if you require moisture free air.

## 9. Check the quality label


For an optimal return on investment, look for guarantees, like ISO conformity and genuine parts so you can enjoy a long, safe and efficient lifetime of your compressor.

## 10. Check ease of maintenance, parts and service availability

Check serviceability of the device, service intervals and if easy access to genuine parts and services is guaranteed.

You want to verify your choice? Our team is ready to support you with their professional advice on Chicago Pneumatic compressors.

Check out your nearest contact at [www.cp.com](http://www.cp.com)



# GENERAL SAFETY INSTRUCTIONS FOR THE OPERATION OF POWER TOOLS

The goal of Chicago Pneumatic is to produce tools that help the operator work safely and efficiently. The most important safety device for this or any tool is the operator. Care and good judgement are the best protection against injury. All possible hazards cannot be covered here, but we have tried to highlight some of the important ones. Individuals should look for and obey Caution, Warning and Danger Signs placed on tools, and displayed in the workplace. Operators should read and follow safety instructions packed with each tool. For a copy of these instructions, contact your nearest Chicago Pneumatic representative via [www.cp.com](http://www.cp.com).

Learn how each tool works. Even if you have previously used similar tools, carefully check out each tool before you use it. Get the "feel" of it and know capabilities, limitations, potential hazards, how it operates and how it stops.



## WARNING

**Multiple Hazards. Read and understand safety instructions supplied with tool before operating or servicing. Failure to do so can result in serious bodily injury.**

All tools are designed to operate on a air line pressure of 90 PSI (6.3 bar +/-0.15) bar in accordance with ISO2787, 8NTC1.2. Sound levels +/- 3dB(A)\* are measured in accordance with EN ISO15744. Vibration values\* are measured in accordance with ISO8662 & ISO28927

A higher pressure could affect the tools lifespan, and operator safety (excessive vibration, or abrasive over-speed and burst risk). We recommend the use of a gauge equipped FRL for every tool to operate this adjustment.

\*These declared values were obtained by laboratory type testing in accordance with the stated standards and are suitable for comparison with the declared values of other tools tested in accordance with the same standards. These declared values are not adequate for use in risk assessments and values measured in individual work places may be higher. The actual exposure values and risk of harm experienced by an individual user are unique and depend upon the way the user works, the workpiece and the workstation design, as well upon the exposure time and the physical condition of the user.

We, Chicago Pneumatic, cannot be held liable for the consequences of using the declared values, instead of values reflecting the actual exposure, in an individual risk assessment in a work place situation over which we have no control.



## Compressed Air Hazards

- Air under pressure can cause injury. Never point an air hose at yourself or anyone else. Never blow your clothes free of dust with compressed air. Always direct exhaust air away from yourself and others in the work area.
- Always check for damaged or loose hoses and fittings before using an air tool, and replace if necessary. Whipping hoses can cause serious injury.
- Disconnect the tool from the air supply when not in use, before changing accessories, setting the torque, or when making repairs.
- Do not exceed rated air pressure to increase the output of the tool. This could cause injury and shorten tool life.
- Do not assemble quick coupler on the tool. Vibration can cause breakage resulting in a whipping air hose. Instead, use quick couplers on the end of a short leader hose.
- When universal twist couplings are used, lock pins must be installed to prevent accidental hose disconnection.
- Air tools are not intended for use in explosive atmospheres and are not insulated for contact with electric power sources.



## Projectile Hazards for all air tools

- Always wear impact resistant eye and face protection when involved with or near the operation or the repair of air tools.



## Noise Hazards

- Hearing loss can result from prolonged exposure to excessive sound levels.
- Use hearing protection as recommended by your employer or OSHA regulation (see 29 CFR part 1910).



## Entanglement Hazards

- To reduce the risk of injury from entanglement, do not wear loose clothing when using rotating accessories.



## Additional Hazards

- Slip/Trip/Fall is a major cause of serious injury or death. Beware of excess hose/cord left on the walking or work surface.
- Operators and maintenance personnel must be physically fit to perform job tasks, and handle the bulk, weight and power of the tool.
- Deburring tools should be used to reduce risk of cuts and abrasions due to burrs.
- Wear gloves to protect hands from sharp edges.



## Breathing Hazards

- Proper breathing protection must be worn when working with materials which produce airborne particles.



## Vibration Hazards

- Repetitive work motions, awkward positions and exposure to vibration may be harmful to your hands and arms.
- If numbness, tingling, pain or whitening of the skin occurs, stop using tool and consult a physician.

# SPECIFIC SAFETY INSTRUCTIONS FOR POWER TOOL GROUPS

*In addition to the General Safety Instructions, the following are safety instructions and warnings that apply to the safe operation of specific power tool groups. Consult ANSI B186.1 Safety Code for Portable Air Tools. Available from: America National Standards Institute (ANSI), 11 W. 42nd St., 13th floor, New York, New York 10036, (212) 642-4900; or the European Committee for Standardization, Rue de Stassart 36, 1050 Brussels, Belgium.*

## Impact Wrenches



- Never use hand sockets. Use only impact sockets in good condition. Sockets in poor condition reduce impact power and could also shatter, resulting in personal injury.
- When using a universal joint, never free run the tool, it may run too fast and cause the joint to be thrown from the tool.
- Always use the simplest hook-up possible. Long springy extension bars and adapters absorb impact power and could break loose resulting in personal injury. Instead, use deep sockets whenever possible.
- For tools using the pin and o-ring socket retainer, use the o-ring to securely retain the socket pin.

## Abrasive Tools



- Never mount a grinding wheel on a sander.
- Never use a grinding wheel marked with a speed lower than the rated air grinder speed.
- All grinding wheels and polishing/sanding accessories should be checked for cracks or other damage before mounting and use.
- Always use the recommended wheel guard to prevent injury when performing grinding operations. If a guard has withstood wheel or disc breakage, it must be replaced.
- Position a guard between the grinding wheel or disc and the operator. Use barriers to protect others from fragments and grinding sparks.
- Make sure grinding wheels are mounted according to manufacturer's specifications; always use correct mounting flanges.
- Before grinding, test grinding wheel or disc by briefly running tool at full throttle. Be sure to use a barrier (such as under a heavy work table) to protect yourself from possible broken wheel parts.
- Never tamper with or remove a speed governor from a tool to make it run faster. Periodically check tool speed with a tachometer.

## Assembly Tools



- Serious injury can result from over-torqued or under-torqued fasteners, which can break, or loosen and separate.
- Released assemblies can become projectiles. Assemblies requiring a specific torque must be checked using a torque meter.

## Ratchets



- Never use hand sockets. Use only power drive sockets per ANSI B107.2.
- To reduce the risk of injury, always support the handle securely in the direction opposite of the spindle rotation to minimize torque reaction.

## Drills



- Keep away from rotating bit and chuck. You can become cut or burned if you come in contact with the drill bit, chips or work surface.
- Use intermittent drill pressure to avoid long shaved chips.
- The drill bit can suddenly bind and cause the work piece or tool to rotate causing arm and shoulder injuries.
- ANSI recommends use of a support handle on drills with a chuck larger than 3/8" (10 mm).

## Hammers



- All chisels, rivet sets and other accessories should be checked for cracks, excessive wear, or other physical damage before each use. Accessories that show signs of damage should be replaced immediately.
- Never use a tool without the proper accessory retainer.

## Specialty Tools



- Specific instructions/warnings affecting this group of tools are contained in product-specific documents accompanying each product.

## Accessories



- Always use accessories of correct size and design for the tool. Tool and accessories must not be modified in any way.
- Never use a tool without the proper accessory retainer.

See Safety Requirements for Abrading Materials with Coated Abrasives (B7.7) from ANSI.

# INDEX (MODEL SEARCH)

MODEL	PART NUMBER	DESCRIPTION	PAGE
B14A	615 174 0220	Percussive Tool	169
B15B	615 174 0230	Percussive Tool	167
B15M	615 174 0240	Percussive Tool	163
B16B	615 174 0250	Percussive Tool	167
B16BV	615 174 0510	Percussive Tool	168
B16M	615 174 0260	Percussive Tool	163
B16MV	615 174 0500	Percussive Tool	164
B18B	615 174 0270	Percussive Tool	167
B18BV	615 174 0530	Percussive Tool	168
B18M	615 174 0280	Percussive Tool	163
B18MV	615 174 0520	Percussive Tool	164
B19B	615 174 0300	Percussive Tool	167
B19B1	615 174 0310	Percussive Tool	167
B19BV	615 174 0550	Percussive Tool	168
B19M	615 174 0320	Percussive Tool	163
B19MV	615 174 0540	Percussive Tool	164
B20	615 174 0340	Percussive Tool	172
B20-0	615 174 0350	Percussive Tool	172
B20-00	615 174 0360	Percussive Tool	172
B20-1	615 174 0370	Percussive Tool	172
B20L	615 174 0380	Percussive Tool	172
B20L-1	615 174 0390	Percussive Tool	172
B21B	615 174 0400	Percussive Tool	167
B21M	615 174 0410	Percussive Tool	163
B23	615 174 0420	Percussive Tool	169
CP0200B18	615 161 8010	Percussive Tool	173
CP0200B18-2F	615 161 8020	Percussive Tool	173
CP0200B18L	615 161 8080	Percussive Tool	173
CP0200B18L-2F	615 161 8090	Percussive Tool	173
CP0200B22	615 161 8030	Percussive Tool	173
CP0200B22-2F	615 161 8040	Percussive Tool	173
CP0200B22L	615 161 8100	Percussive Tool	173
CP0200B22L-2F	615 161 8110	Percussive Tool	173
CP0200B25	615 161 8050	Percussive Tool	173
CP0200B25-2F	615 161 8060	Percussive Tool	173
CP0200B25L	615 161 8120	Percussive Tool	173
CP0200B25L-2F	615 161 8130	Percussive Tool	173
CP0200B32L	615 161 8070	Percussive Tool	173
CP0200B32L-2F	615 161 8140	Percussive Tool	173
CP0456-LASAN	T013049	Percussive Tool	162
CP0456-LESAR	T013046	Percussive Tool	162
CP0611-D28H	615 159 0160	Impact	23
CP0611-D28L	615 159 0170	Impact	23
CP0611P RS	615 159 0050	Impact	22
CP0611P RLS	615 159 0060	Impact	22
CP0951	T022306	Percussive Tool	161
CP0952	T019191	Percussive Tool	161
CP1014P05	615 158 0190	Drill	150
CP1014P24	615 158 0050	Drill	149
CP1014P33	615 158 0030	Drill	149
CP1014P45	615 158 0010	Drill	149
CP1114R09	615 158 0320	Drill	153
CP1114R26	615 158 0330	Drill	153
CP1114R40	615 158 0340	Drill	153
CP1114R05	615 158 0310	Drill	153
CP1117P05	615 158 0170	Drill	151
CP1117P05 (keyless)	615 158 0180	Drill	151
CP1117P05 (without chuck)	615 158 0240	Drill	151
CP1117P09	615 158 0150	Drill	151
CP1117P09 (keyless)	615 158 0160	Drill	151
CP1117P09 (without chuck)	615 158 0230	Drill	151
CP1117P26	615 158 0130	Drill	150
CP1117P26 (keyless)	615 158 0140	Drill	150
CP1117P26 (without chuck)	615 158 0220	Drill	150
CP1117P32	615 158 0110	Drill	150
CP1117P32 (keyless)	615 158 0120	Drill	150
CP1117P32 (without chuck)	615 158 0210	Drill	150
CP1117P60	615 158 0090	Drill	150
CP1117P60 (keyless)	615 158 0100	Drill	150
CP1117P60 (without chuck)	615 158 0200	Drill	150
CP1720R22	615 158 0250	Drill	155
CP1720R32	615 158 0260	Drill	155
CP1720R50	615 158 0270	Drill	155
CP1816	615 158 0300	Drill	154
CP1820R22	615 158 0280	Drill	155
CP1820R32	615 158 0290	Drill	155
CP2003	6151922003	Screwdriver	64
CP2005	6151922005	Screwdriver	64
CP2007	6151922007	Screwdriver	64
CP2008	6151922008	Screwdriver	64
CP2010	6151922010	Screwdriver	64
CP2012	6151922012	Screwdriver	64
CP2036	6151922036	Screwdriver	58
CP2037	6151922037	Screwdriver	58
CP2041	6151922041	Screwdriver	58
CP2042	6151922042	Screwdriver	58
CP2136	8941021360	Screwdriver	57
CP2141	8941021410	Screwdriver	57
CP2611	6151922611	Screwdriver	63
CP2612	6151922612	Screwdriver	61
CP2621	6151922621	Screwdriver	63
CP2622	6151922622	Screwdriver	63
CP2623	6151922623	Screwdriver	61
CP2754	6151922754	Screwdriver	59
CP2755	6151922755	Screwdriver	59
CP2764	6151922764	Screwdriver	59
CP2765	6151922765	Screwdriver	59
CP2780	6151922780	Screwdriver	59
CP2816	6151630020	Screwdriver	62

MODEL	PART NUMBER	DESCRIPTION	PAGE
CP2817	6151630030	Screwdriver	62
CP2828	6151630040	Screwdriver	62
CP2829	6151630050	Screwdriver	62
CP3000-325F	615 160 0180	Die Grinder	82
CP3000-325R	615 160 0150	Die Grinder	82
CP3000-330R	615 160 0160	Die Grinder	82
CP3000-415R	615 160 0190	Die Grinder	82
CP3000-418R	615 160 0200	Die Grinder	82
CP3000-420F	615 160 0250	Die Grinder	82
CP3000-420R	615 160 0210	Die Grinder	82
CP3000-424F	615 160 0260	Die Grinder	82
CP3000-424R	615 160 0220	Die Grinder	82
CP3000-515R	615 160 0270	Die Grinder	82
CP3000-518R	615 160 0280	Die Grinder	82
CP3000-520R	615 160 0290	Die Grinder	82
CP3000-600CR	615 160 0140	Die Grinder	79
CP3000-600CR	615 160 0330	Die Grinder	79
CP3019-12AC	615 160 4070	Die Grinder	84
CP3019-12AC CNOMO	615 160 4230	Die Grinder	84
CP3019-12AF	615 160 7080	Rotary Sander	125
CP3019-13A4	615 160 7050	Angle Grinder	98
CP3019-18	615 160 0090	Die Grinder	84
CP3019-18A3	615 160 7060	Angle Grinder	98
CP3019-20	615 160 0100	Die Grinder	84
CP3019-20AC	615 160 4080	Die Grinder	84
CP3019-20AC CNOMO	615 160 4240	Die Grinder	84
CP3019-20AF	615 160 7090	Rotary Sander	125
CP3019-20A3	615 160 7070	Angle Grinder	98
CP3019-20 CNOMO	615 160 0340	Die Grinder	84
CP3019-20ES	615 160 2170	Die Grinder	84
CP3019-20ES CNOMO	615 160 2210	Die Grinder	84
CP3019-25	615 160 0110	Die Grinder	84
CP3019-25 CNOMO	615 160 0350	Die Grinder	84
CP3019-25ES	615 160 2180	Die Grinder	84
CP3019-25ES CNOMO	615 160 2220	Die Grinder	84
CP3019-31	615 160 0120	Die Grinder	84
CP3019-31 CNOMO	615 160 0360	Die Grinder	84
CP3019-31ES	615 160 2190	Die Grinder	84
CP3019-31ES CNOMO	615 160 2230	Die Grinder	84
CP3019-40	615 160 0130	Die Grinder	84
CP3019-40 CNOMO	615 160 0370	Die Grinder	84
CP3019-40ES	615 160 2200	Die Grinder	84
CP3019-40ES CNOMO	615 160 2240	Die Grinder	84
CP3030-325AFR	615 162 0060	Rotary Sander	124
CP3030-325F	615 160 4120	Die Grinder	83
CP3030-325R	615 160 4090	Die Grinder	83
CP3030-330F	615 160 4110	Die Grinder	83
CP3030-330R	615 160 4100	Die Grinder	83
CP3030-415AFR	615 162 0070	Rotary Sander	124
CP3030-418R	615 160 4130	Die Grinder	83
CP3030-420AFR	615 162 0080	Rotary Sander	124
CP3030-420F	615 160 4170	Die Grinder	83
CP3030-420R	615 160 4140	Die Grinder	83
CP3030-424F	615 160 4180	Die Grinder	83
CP3030-424R	615 160 4150	Die Grinder	83
CP3030-515AFR	615 162 0100	Rotary Sander	124
CP3030-518R	615 160 4190	Die Grinder	83
CP3030-520R	615 160 4200	Die Grinder	83
CP3040GABTIM	615 160 7010	Angle Grinder	100
CP3040GASTIM	615 160 7020	Angle Grinder	100
CP3070-120G	615 162 0090	Pistol Sanders	126
CP3109-13A4	615 160 7030	Angle Grinder	100
CP3109-13A4ES	615 160 7040	Angle Grinder	100
CP3109-13AC	615 160 4060	Die Grinder	87
CP3109-19	615 160 0020	Die Grinder	86
CP3109-19ES	615 160 2080	Die Grinder	86
CP3109-24	615 160 0030	Die Grinder	86
CP3109-24ES	615 160 2090	Die Grinder	86
CP3109-28	615 160 0040	Die Grinder	86
CP3109-28ES	615 160 2100	Die Grinder	86
CP3119-12	615 160 0050	Die Grinder	88
CP3119-12 CNOMO	615 160 0380	Die Grinder	88
CP3119-123X	615 160 6070	Straight Wheel Grinder	90
CP3119-12EL	615 160 2150	Die Grinder	89
CP3119-12ES	615 160 2110	Die Grinder	88
CP3119-12ES CNOMO	615 160 2250	Die Grinder	88
CP3119-12ES3X	615 160 6030	Straight Wheel Grinder	90
CP3119-12ES4	615 160 6020	Straight Wheel Grinder	90
CP3119-12EXL	615 160 2160	Die Grinder	89
CP3119-15	615 160 0060	Die Grinder	88
CP3119-15 CNOMO	615 160 0390	Die Grinder	88
CP3119-15ES	615 160 2120	Die Grinder	88
CP3119-15ES CNOMO	615 160 2260	Die Grinder	88
CP3119-15ES2	615 160 6040	Straight Wheel Grinder	90
CP3119-15ES3	615 160 6050	Straight Wheel Grinder	90
CP3119-18	615 160 0070	Die Grinder	88
CP3119-18 CNOMO	615 160 0400	Die Grinder	88
CP3119-18ES	615 160 2130	Die Grinder	88
CP3119-18ES CNOMO	615 160 2270	Die Grinder	88
CP3119-18ES3	615 160 6060	Straight Wheel Grinder	90
CP3119-22	615 160 0080	Die Grinder	88
CP3119-22 CNOMO	615 160 0410	Die Grinder	88
CP3119-22ES	615 160 2140	Die Grinder	88
CP3119-22ES CNOMO	615 160 2280	Die Grinder	88
CP3249-GABSUD	615 160 6140	Straight Wheel Grinder	91
CP3249-GABSYG	615 160 6130	Straight Wheel Grinder	91
CP3249-GABSUDE	615 160 6190	Straight Wheel Grinder	91
CP3249-GABSYGE	615 160 6180	Straight Wheel Grinder	91
CP3330-SALAVET	615 160 9210	Vertical Grinder	113



MODEL	PART NUMBER	DESCRIPTION	PAGE
CP3330-SALAVAD	615 160 9220	Vertical Grinder	113
CP3330-SALAVEL	615 160 9230	Vertical Grinder	113
CP3340-SALAVET	615 160 9270	Vertical Grinder	113
CP3340-SALAVAD	615 160 9280	Vertical Grinder	113
CP3340-SALAVEL	615 160 9290	Vertical Grinder	113
CP3349-SALAVADE	615 160 9110	Angle Grinder	115
CP3349-SALAVEL	615 160 9070	Angle Grinder	115
CP3349-SALAVELE	615 160 9130	Angle Grinder	115
CP3349-SALAVET	615 160 9080	Angle Grinder	115
CP3349-SALAVETE	615 160 9150	Angle Grinder	115
CP3450-12AA5	615 160 4040	Angle Grinder	101
CP3450-12AB5	615 160 4050	Angle Grinder	101
CP3450-12AC4	615 160 4010	Angle Grinder	101
CP3450-12AC45	615 160 4030	Angle Grinder	101
CP3450-12ACR4	615 160 4020	Angle Grinder	101
CP3451-16SE25	615 160 2020	Straight Wheel Grinder	90
CP3451-16SER25	615 160 2050	Straight Wheel Grinder	90
CP3451-18SE3	615 160 2030	Straight Wheel Grinder	90
CP3451-18SEC	615 160 2010	Straight Wheel Grinder	85
CP3451-18SER3	615 160 2060	Straight Wheel Grinder	90
CP3451-18SERC	615 160 2040	Straight Wheel Grinder	85
CP3510	615 193 3510	Orbital Sander	130
CP3511	615 193 3511	Orbital Sander	130
CP3512	615 193 3512	Orbital Sander	130
CP3514	615 193 3514	Orbital Sander	130
CP3550-120AA5	615 160 7780	Rotary Sander	136
CP3550-120AB5	615 160 7790	Rotary Sander	136
CP3550-120AC	615 160 7750	Die Grinder	87
CP3550-120AC4	615 160 7750	Angle Grinder	105
CP3550-120AA45	615 160 7760	Angle Grinder	105
CP3550-120AB45	615 160 7770	Angle Grinder	105
CP3550-120AA5	615 160 7780	Angle Grinder	105
CP3550-120AB5	615 160 7790	Angle Grinder	105
CP3650-075AAE	615 160 7270	Rotary Sander	137
CP3650-075AB	615 160 7280	Rotary Sander	137
CP3650-085AAE	615 160 7260	Rotary Sander	137
CP3650-085AB	615 162 0190	Rotary Sander	137
CP3650-100AB6VK	615 160 7300	Angle Grinder	107
CP3650-120AAE	615 160 7240	Rotary Sander	137
CP3650-120AA45	615 160 7310	Angle Grinder	107
CP3650-120AA5	615 160 7210	Angle Grinder	107
CP3650-120AA5VK	615 160 7180	Angle Grinder	107
CP3650-120AB	615 160 7250	Rotary Sander	137
CP3650-120AB45	615 160 7320	Angle Grinder	107
CP3650-120AB5	615 160 7220	Angle Grinder	107
CP3650-120ABSVK	615 160 7190	Angle Grinder	107
CP3650-120ACC	615 160 7230	Die Grinder	87
CP3650-120AHSVK	615 160 7200	Angle Grinder	107
CP3650-135AC4FK	615 160 7170	Angle Grinder	107
CP3650-135AC4SE	615 160 7290	Rotary Sander	137
CP3850-60AB	615 170 5000	Rotary Sander	138
CP3850-60AB9V	615 160 7340	Angle Grinder	110
CP3850-65AB9VE	615 170 4940	Angle Grinder	111
CP3850-65ABVE	615 170 4980	Rotary Sander	138
CP3850-65AH9VE	615 170 4950	Angle Grinder	111
CP3850-77AB	615 170 4990	Rotary Sander	138
CP3850-77AB7V	615 170 4960	Angle Grinder	110
CP3850-85ABVE	615 170 4970	Rotary Sander	138
CP3850-85AB7V	615 160 7440	Angle Grinder	110
CP3850-85AB7VE	615 170 4920	Angle Grinder	111
CP3850-85AH7VE	615 170 4930	Angle Grinder	111
CP5080-3260D12	615 162 0000	Belt Sander	128
CP5080-3260D12K	615 162 0050	Belt Sander	128
CP5080-4200D24	615 162 0010	Belt Sander	128
CP5080-4200H18	615 162 0020	Belt Sander	129
CP5080-4200H18K	615 162 0040	Belt Sander	129
CP5080-5220H18	615 162 0030	Belt Sander	129
CP5080-3260H19	615 162 0200	Belt Sander	128
CP6060-P15H	615 159 0090	Impact	20
CP6060-P15R	615 159 0100	Impact	20
CP6070-P15H	615 159 0110	Impact	20
CP6120-D35H	615 159 0120	Impact	25
CP6120-D35L	615 159 0130	Impact	25
CP6130-T70	615 159 0010	Impact	27
CP6135-D80	615 159 0380	Impact	26
CP6135-D80L	615 159 0660	Impact	26
CP6240-T120	615 159 0020	Impact	27
CP6300-RSR	T025285	Impact	11
CP6500-RS	T025214	Impact	15
CP6500-RSR	T025216	Impact	15
CP6613	615 180 0090	Bluetork	37
CP6613 + ATC PACK	615 180 0120	Bluetork	37
CP6626	615 180 0100	Bluetork	37
CP6626 + ATC PACK	615 180 0130	Bluetork	37
CP6641	615 180 0110	Bluetork	37
CP6641 + ATC PACK	615 180 0140	Bluetork	37
CP6728-P05R	615 159 0550	Impact	17
CP6738-P05R	615 159 0560	Impact	17
CP6748EX-P11R	615 159 0570	Impact	17
CP6763	615 159 0400	Impact	18
CP6763-D18D	615 159 0640	Impact	19
CP6768EX-P18D	615 159 0580	Impact	17
CP6773-D18D	615 159 0650	Impact	19
CP6773	615 159 0410	Impact	19
CP6778EX-P18D	615 159 0590	Impact	17
CP6910-P24	615 159 0070	Impact	21
CP6920-D24	615 159 0080	Impact	21
CP6930-D35	615 159 0390	Impact	21
CP7111	894 107 1110	Percussive Tool	165

MODEL	PART NUMBER	DESCRIPTION	PAGE
CP7111H	894 107 1111	Percussive Tool	165
CP7111HK	894 117 1111	Percussive Tool	181
CP7111K	894 117 1110	Percussive Tool	181
CP714 Kit	T025364	Percussive Tool	181
CP717 Kit	T025365	Percussive Tool	181
CP7115	894 107 1150	Percussive Tool	161
CP7120	894 107 1200	Percussive Tool	162
CP7125	894 107 1250	Percussive Tool	161
CP714	T012735	Percussive Tool	165
CP716	T025348	Percussive Tool	165
CP717	T020120	Percussive Tool	165
CP7202	894 107 2021	Pistol Sanders	125
CP721	T021963	Impact	10
CP7215	894 107 2151	Orbital Sander	131
CP7215CV	894 107 2153	Orbital Sander	131
CP7215CVE	894 127 2153	Orbital Sander	131
CP7215E	894 127 2151	Orbital Sander	131
CP7215H	894 107 2154	Orbital Sander	132
CP7215HCVE	894 127 2155	Orbital Sander	132
CP7215HE	894 127 2154	Orbital Sander	132
CP7215SV	894 107 2152	Orbital Sander	131
CP7215SVE	894 127 2152	Orbital Sander	131
CP7220CVE	894 127 2203	Orbital Sander	133
CP7220E	894 127 2201	Orbital Sander	133
CP7220HCVE	615 170 3790	Orbital Sander	133
CP7220HE	615 170 3770	Orbital Sander	134
CP7220SVE	894 127 2202	Orbital Sander	133
CP7225	894 107 2251	Orbital Sander	131
CP7225CV	894 107 2253	Orbital Sander	131
CP7225CVE	894 127 2253	Orbital Sander	131
CP7225E	894 127 2251	Orbital Sander	131
CP7225SVE	894 127 2252	Orbital Sander	131
CP724H	894 100 7241	Impact	11
CP7250CVE	894 127 2503	Orbital Sander	133
CP7250E	894 127 2501	Orbital Sander	133
CP7250HCVE	615 170 3760	Orbital Sander	134
CP7250SVE	894 127 2502	Orbital Sander	133
CP7255	894 107 2551	Orbital Sander	131
CP7255CV	894 107 2553	Orbital Sander	131
CP7255CVE	894 127 2553	Orbital Sander	131
CP7255E	894 127 2551	Orbital Sander	131
CP7255H	894 107 2554	Orbital Sander	132
CP7255HCVE	894 127 2555	Orbital Sander	132
CP7255HE	894 127 2554	Orbital Sander	132
CP7255SV	894 107 2552	Orbital Sander	131
CP7255SVE	894 127 2552	Orbital Sander	131
CP726H	894 100 7261	Impact	11
CP7263CVE	894 117 2650	Orbital Sander	135
CP7263E	894 107 2650	Orbital Sander	135
CP7264CVE	894 117 2640	Orbital Sander	135
CP7264E	894 107 2640	Orbital Sander	135
CP7266CVE	894 117 2660	Orbital Sander	135
CP7266E	894 107 2660	Orbital Sander	135
CP7267CVE	894 117 2670	Orbital Sander	135
CP7267E	894 107 2670	Orbital Sander	135
CP7268	894 107 2680	Orbital Sander	132
CP7300	894 107 3000	Drill	148
CP7300R	894 107 3001	Drill	148
CP7500D	894 107 5001	Angle Grinder	98
CP7500DK	894 107 5002	Angle Grinder	98
CP7540-CN	894 107 5400	Angle Grinder	103
CP7540-C	894 107 5401	Angle Grinder	103
CP7545-C	894 107 5451	Angle Grinder	103
CP7545-B	894 107 5452	Angle Grinder	103
CP7550-C	894 107 5501	Angle Grinder	103
CP7550-B	894 107 5502	Angle Grinder	103
CP7550-A	894 107 5503	Angle Grinder	103
CP7600C	8941076030	Bluetork	36
CP7600C-R	8941076031	Bluetork	36
CP7600C-R4P	8941076035	Bluetork	36
CP7600xB	8941076010	Bluetork	36
CP7600xB-R	8941076011	Bluetork	36
CP7600xB-R4P	8941076015	Bluetork	36
CP7711	894 107 7110	Impact	10
CP7721	894 107 7210	Impact	10
CP780	T025095	Screwdriver	60
CP781	T025096	Screwdriver	60
CP782	T025097	Screwdriver	60
CP783	T025098	Screwdriver	60
CP7830HQ	8941078308	Ratchet	28
CP7830Q	8941078306	Ratchet	28
CP785	T022698	Drill	148
CP785H	T024134	Drill	154
CP785S	T023200	Specialty Tools	188
CP789HR	T025165	Drill	154
CP789R-26	T025180	Drill	148
CP789R-42	T025198	Drill	148
CP7900	894 107 9000	Specialty Tools	186
CP7901	894 107 9011	Specialty Tools	186
CP7901K	894 107 9010	Specialty Tools	189
CP8222-P	615 159 0180	Impact	12
CP8222-R	615 159 0230	Impact	12
CP8232-QC	615 159 0190	Impact	12
CP8242-P	615 159 0200	Impact	13
CP8242-R	615 159 0240	Impact	13
CP825T	T023190	Ratchet	28
CP8252-P	615 159 0210	Impact	13
CP8252-R	615 159 0250	Impact	13
CP8272-D	615 159 0260	Impact	13

# INDEX (MODEL SEARCH)

MODEL	PART NUMBER	DESCRIPTION	PAGE
CP8272-P	615 159 0220	Impact	13
CP828	T022708	Ratchet	28
CP828H	T022970	Ratchet	28
CP835	T022550	Specialty Tools	188
CP8528	894 108 5289	Cordless Tools	73
CP8528 Pack	894 108 5280	Cordless Tools	73
CP8528K Pack US	894 108 5281	Cordless Tools	73
CP854	T023186	Angle Grinder	100
CP854E	T023187	Angle Grinder	100
CP8548	894 108 5489	Cordless Tools	72
CP8548 Pack	894 108 5480	Cordless Tools	72
CP8548K Pack US	894 108 5481	Cordless Tools	72
CP857	T024387	Angle Grinder	108
CP858	T025179	Belt Sander	127
CP860	T019704	Die Grinder	81
CP860E	T021136	Die Grinder	81
CP860ES	T023193	Die Grinder	81
CP860ESE	T023354	Die Grinder	81
CP861	T022039	Specialty Tools	187
CP87029	8941087029	Bluetork	34
CP873	T025374	Specialty Tools	187
CP873K	T024362	Specialty Tools	189
CP874	T025375	Specialty Tools	187
CP875	T023995	Die Grinder	81
CP875 Kit	894 110 8751	Die Grinder	95
CP876	T023996	Die Grinder	81
CP879	T023999	Drill	149
CP881	T023916	Specialty Tools	186
CP8818	894 108 8189	Cordless Tools	71
CP8818 Pack	894 108 8180	Cordless Tools	71
CP8818K Pack US	894 108 8181	Cordless Tools	71
CP8828	894 108 8289	Cordless Tools	70
CP8828 Pack	894 108 8280	Cordless Tools	70
CP8828K Pack US	894 108 8281	Cordless Tools	70
CP8848	894 108 8489	Cordless Tools	68
CP8848 Pack	894 108 8480	Cordless Tools	68
CP8848 6Ah Pack EU	894 108 8484	Cordless Tools	68
CP8848-2	894 108 8488	Cordless Tools	69
CP8848-2 Pack	894 108 8482	Cordless Tools	69
CP8848-2K Pack US	894 108 8483	Cordless Tools	69
CP8848-2 6Ah Pack EU	894 108 8486	Cordless Tools	69
CP8848-2K 6Ah Pack US	894 108 8487	Cordless Tools	69
CP8848K Pack US	894 108 8481	Cordless Tools	68
CP8848K 6Ah Pack US	894 108 8485	Cordless Tools	68
CP887	T025376	Drill	149
CP9104Q	615 195 9104	Die Grinder	79
CP9104Q Kit	615 195 0104	Die Grinder	95
CP9105Q-B	615 195 2105	Die Grinder	80
CP9106Q-B	615 195 2106	Die Grinder	80
CP9108Q-B	615 195 2108	Die Grinder	80
CP9110Q-B	615 195 2110	Die Grinder	80
CP9111Q-B	615 195 2111	Die Grinder	80
CP9111Q-B Mkit	615 195 0211	Die Grinder	95
CP9112Q-B	615 195 2112	Die Grinder	80
CP9113G	615 160 0010	Die Grinder	85
CP9113GES	615 160 2070	Die Grinder	85
CP9116	894 109 1160	Specialty Tools	187
CP9116 US	894 109 1161	Specialty Tools	187
CP9120CR	615 195 2120	Angle Grinder	99
CP9120CRN	894 109 1200	Angle Grinder	99
CP9121AR	615 195 7321	Angle Grinder	99
CP9121BR	615 195 7221	Angle Grinder	99
CP9121CR	615 195 2121	Angle Grinder	99
CP9122BR	615 195 7222	Angle Grinder	99
CP9122CR	615 195 2122	Angle Grinder	99
CP9123	615 195 9123	Angle Grinder	108
CP9160	615 197 9160	Percussive Tool	160-185
CP9356NS	T022165	Percussive Tool	162
CP9356WF	T021959	Percussive Tool	162
CP9361	T012644	Percussive Tool	160-185
CP9361-1 Kit	T011970	Percussive Tool	185
CP9362-2R	615 161 2010	Percussive Tool	170
CP9362-2H	615 161 2020	Percussive Tool	170
CP9363-1R	615 161 2030	Percussive Tool	170
CP9363-1H	615 161 2040	Percussive Tool	170
CP9363-2R	615 161 2050	Percussive Tool	170
CP9363-2H	615 161 2060	Percussive Tool	170
CP9363-3R	615 161 2070	Percussive Tool	170
CP9363-3H	615 161 2080	Percussive Tool	170
CP9363-4R	615 161 2090	Percussive Tool	170
CP9363-4H	615 161 2100	Percussive Tool	170
CP9373-2R	615 161 2110	Percussive Tool	171
CP9373-2H	615 161 2120	Percussive Tool	171
CP9373-3R	615 161 2130	Percussive Tool	171
CP9373-3H	615 161 2140	Percussive Tool	171
CP9373-4R	615 161 2150	Percussive Tool	171
CP9373-4H	615 161 2160	Percussive Tool	171
CP9534	615 193 9534	Orbital Sander	134
CP9541	615 190 9541	Impact	14
CP9542	615 190 9542	Impact	14
CP9561	615 190 9561	Impact	14
CP9674	615 193 9674	Orbital Sander	134
CP9705	615 193 9705	Specialty Tools	188
CP9710	615 193 9710	Specialty Tools	188
CP9778	615 193 9778	Pistol Sanders	126

MODEL	PART NUMBER	DESCRIPTION	PAGE
CP9779	615 193 9779	Belt Sander	127
CP9780	615 193 9780	Belt Sander	127
CP9789	615 194 9789	Drill	154
CP9790	615 194 9790	Drill	148
CP9791	615 194 9791	Drill	154
CP9792	615 194 9792	Drill	148
CP9882	894 109 8820	Specialty Tools	184
CP9883	894 109 8830	Specialty Tools	184
CP9884	894 109 8840	Specialty Tools	184
CP9885	615 197 9885	Specialty Tools	184
CP9911	894 109 9110	Balancer	208
CP9912	894 109 9120	Balancer	208
CP9913	894 109 9130	Balancer	208
CP9920	894 109 9200	Balancer	208
CP9921	894 109 9210	Balancer	208
CP9922	894 109 9220	Balancer	208
CP9923	894 109 9230	Balancer	208
CP9936	894 109 9360	Balancer	208
CP9937	894 109 9370	Balancer	208
CP9938	894 109 9380	Balancer	208
CP9939	894 109 9390	Balancer	208
CP9940	894 109 9400	Balancer	208
CP9946	894 109 9460	Balancer	208
CP9947	894 109 9470	Balancer	208
CP9948	894 109 9480	Balancer	208
CP9949	894 109 9490	Balancer	208
CP9950	894 109 9500	Balancer	208
CP9954	894 109 9540	Balancer	209
CP9955	894 109 9550	Balancer	209
CP9956	894 109 9560	Balancer	209
CP9957	894 109 9570	Balancer	209
CP9958	894 109 9580	Balancer	209
CP9959	894 109 9590	Balancer	209
CP9964	894 109 9640	Balancer	209
CP9965	894 109 9650	Balancer	209
CP9966	894 109 9660	Balancer	209
CP9967	894 109 9670	Balancer	209
CP9968	894 109 9680	Balancer	209
CP9969	894 109 9690	Balancer	209
CP9970	894 109 9700	Balancer	209
CP9971	894 109 9710	Balancer	209
EXAMINI-SF1	615 156 0280	Pump	51
EXAMAX-FF1	615 156 0290	Pump	51
EXAMAX-FF4	615 156 0300	Pump	51
EXE-MINI-230SF1	615 156 0010	Pump	50
EXE-MINI-100SF1	615 156 0020	Pump	50
EXE-MINI-115SF1	615 156 0030	Pump	50
EXE-MINI-110SF1	615 156 0040	Pump	50
EXE-MAX-230-FFH1	615 156 0130	Pump	50
EXE-MAX-230-FFH4	615 156 0140	Pump	50
EXE-MAX-100-FFH1	615 156 0150	Pump	50
EXE-MAX-100-FFH4	615 156 0160	Pump	50
EXE-MAX-115-FFH1	615 156 0170	Pump	50
EXE-MAX-115-FFH4	615 156 0180	Pump	50
EXE-MAX-110-FFH1	615 156 0190	Pump	50
EXE-MAX-110-FFH4	615 156 0200	Pump	50
EXE-MAXS-230-FF1	615 156 0210	Pump	50
EXE-MAXS-230-FF4	615 156 0220	Pump	50
EXE-MAXS-115-FF1	615 156 0230	Pump	50
EXE-MAXS-115-FF4	615 156 0240	Pump	50
EXE-MAXS-110-FF1	615 156 0250	Pump	50
EXE-MAXS-110-FF4	615 156 0260	Pump	50
GV5	615 174 0170	Percussive Tool	166
LP16	615 155 0210	Hydraulic Bolting	45
16LP Links	-	Hydraulic Bolting	45
LP2	615 155 0180	Hydraulic Bolting	41
2LP Links	-	Hydraulic Bolting	41
LP32	615 155 0220	Hydraulic Bolting	46
32LP Links	-	Hydraulic Bolting	46
LP4	615 155 0190	Hydraulic Bolting	42
4LP Links	-	Hydraulic Bolting	42
4LPST Links	-	Hydraulic Bolting	43
LP48	615 155 0230	Hydraulic Bolting	46
LP8	615 155 0200	Hydraulic Bolting	44
8LP Links	-	Hydraulic Bolting	44
RA1	615 174 0180	Percussive Tool	166
RA1BL	615 174 0190	Percussive Tool	166
RA2C	615 174 0200	Percussive Tool	166
RA2H	615 174 0210	Percussive Tool	166
T1	615 155 0010	Hydraulic Bolting	41
T10	615 155 0050	Hydraulic Bolting	41
T25	615 155 0060	Hydraulic Bolting	41
T3	615 155 0020	Hydraulic Bolting	41
T5	615 155 0030	Hydraulic Bolting	41
T8	615 155 0040	Hydraulic Bolting	41
TTH-1A	615 812 2500	Tri-Hold	49
TTH-2A	615 812 2510	Tri-Hold	49
TTH-3A	615 812 2520	Tri-Hold	49
TTH-4A	615 812 2530	Tri-Hold	49
TTH-5A	615 812 2540	Tri-Hold	49

DESCRIPTION	PAGE
ACCESSORIES-TOOLS RECOMMENDATION TABLE	194 - 195
ADAPTERS	66 - 142
AIR FLEX	197
AIR FLOW REGULATOR	206
AIR FUSES	207
AIRLINE ACCESSORIES	191 to 207
AIRLINE PERFECT PACK	205
AIR TOOL SIMULATOR	207
BALANCERS	30 - 38 - 65 - 208 - 209
BALL VALVES	206
BATTERY	74
BLOW GUN	206
CARBIDE BURRS	78 - 96 - 97
CLAMPS	205
COLLET / COLLET ADAPTER	93 - 94
COLLET HOLDER	121 - 139
COUPLING	201 to 204
CHISELS	174 to 179
CHISEL RETAINERS	180
CHUCK	156
DEEP SOCKETS	13 - 19 to 22
DRILL BIT SET	75
DUST EXTRACTION KIT	142 - 143 to 145
EXHAUST HOSE	65 - 92 - 93 - 94 116 to 118 - 121 - 139
FRL	193 - 196
GLOVES	30 - 36 - 75
GREASE / GREASE GUN	206
GRINDER ACCESSORIES	
FOR ANGLE GRINDER	116 to 119 - 121 - 122
FOR DIE GRINDER	92 to 97
FOR VERTICALE GRINDER	120
GUARD	92 - 116 to 120 - 140 - 143 - 144
HOSES	199 - 200
IMPACT SOCKETS	32 - 33 - 75
INLINE OILERS	206
MAGNETIC TOOL HOLDER	30 - 75
NEEDLE / NEEDLE HOLDER	179
NIPPLE	201 to 204
OIL	206
PADS	139 - 142 - 145

DESCRIPTION	PAGE
PROTECTIVE COVERS	30 - 36
PUNCH	189
REAR EXHAUST HOSE ASSEMBLY - NOISE REDUCER	65
SOCKET RETAINER RING	30
RUBBER BUTTS	179
SANDING ACCESSORIES	142 - 143
SANDING BELTS	141
SAW BLADE	189
SHANK FILE	189
SILENCERS	94 - 121 - 139
SIDE HANDLE	65 - 156
STUD CLEANERS	65
SUSPENSION BAIL	65 - 156
SUSPENSION YOKE	36
SWIVEL AIR INLET	206
TUNE-UP KITS & REPAIR KITS	
FOR ANGLE GRINDER	121
FOR BELT SANDERS	140
FOR BOLTING	31
FOR CHIPPING	181
FOR DRILLING	156
FOR FASTENING	66
FOR FINISHING	139 to 141 - 144
FOR GRINDERS	95
FOR SPECIALTY TOOLS	189
WHEELS	189











## Over 110 years of experience

Since 1901 the Chicago Pneumatic (CP) name has represented reliability and attention to customer needs, with construction, maintenance and production tools and compressors designed for specific industrial applications. Today, CP has a global reach, with local distributors around the world.

Our people start every single day with a passion to research, develop, manufacture and deliver new products that are meant to meet your needs not only today, but tomorrow as well.

To learn more about our extensive range of tools, construction equipment, industrial and portable compressors, accessories and workshop equipment, please visit [www.cp.com](http://www.cp.com).

Easily find the tools you need  
to get the job done!



## CP ToolBox



Get the free CP ToolBox

Scan this QR code

or visit <http://qr.cp.com/app>

Distributor

English 615 994 9991 - © Copyright 2017 - December 2017



Chicago  
Pneumatic

[www.cp.com](http://www.cp.com)